

PRODUCT CATALOGUE

GRAY TOOLS CANADA INC. PRODUCT CATALOGUE



Available At:



GRAY TOOLS
The highest standard. Yours.

GRAY TOOLS CANADA INC.

299 ORENDA ROAD, BRAMPTON, ONTARIO, CANADA L6T1E8

TEL: 905.457.3014 • FAX: 905.457.1050

WWW.GRAYTOOLS.COM

PRINTED
IN CANADA
\$6.00



Better hand tools - a simple philosophy.

Having left home at 16, my grandfather travelled the world for many years before settling in Toronto, Canada. During his travels, he met a wide variety of tradesmen who earned their living with their hands and their tools every single day. He quickly learned that the quality of a man's work and his choice of tools were the difference between prosperity and poverty.

In 1912, he decided to establish Gray Tools and began manufacturing hand tools specifically for the accomplished professional. His early experiences taught him the value of maintaining close relationships with the users and the resellers who serviced them. The strength of these relationships and the mutual respect they created helped Gray Tools become the standard amongst these uncompromising users.

Today, over 100 years later the business continues to be built on relationships and trust. No different from generations before we continue to spend time with the people who use our tools and appreciate the difference a better hand tool makes when in their hands.

We are extremely proud to be the only industrial quality manufacturer of hand tools in Canada. Our goal is always to exceed your rigorous expectations for quality and reliability. We continue to deliver tools of the highest standard providing tradesman the confidence to perform and achieve exceptional results.

As we enter our second century in business, we look forward to being a part of your future projects, achievements, and successes.

Thank you for your loyalty.

Regards,

Chairman

Gray Tools Canada Inc.

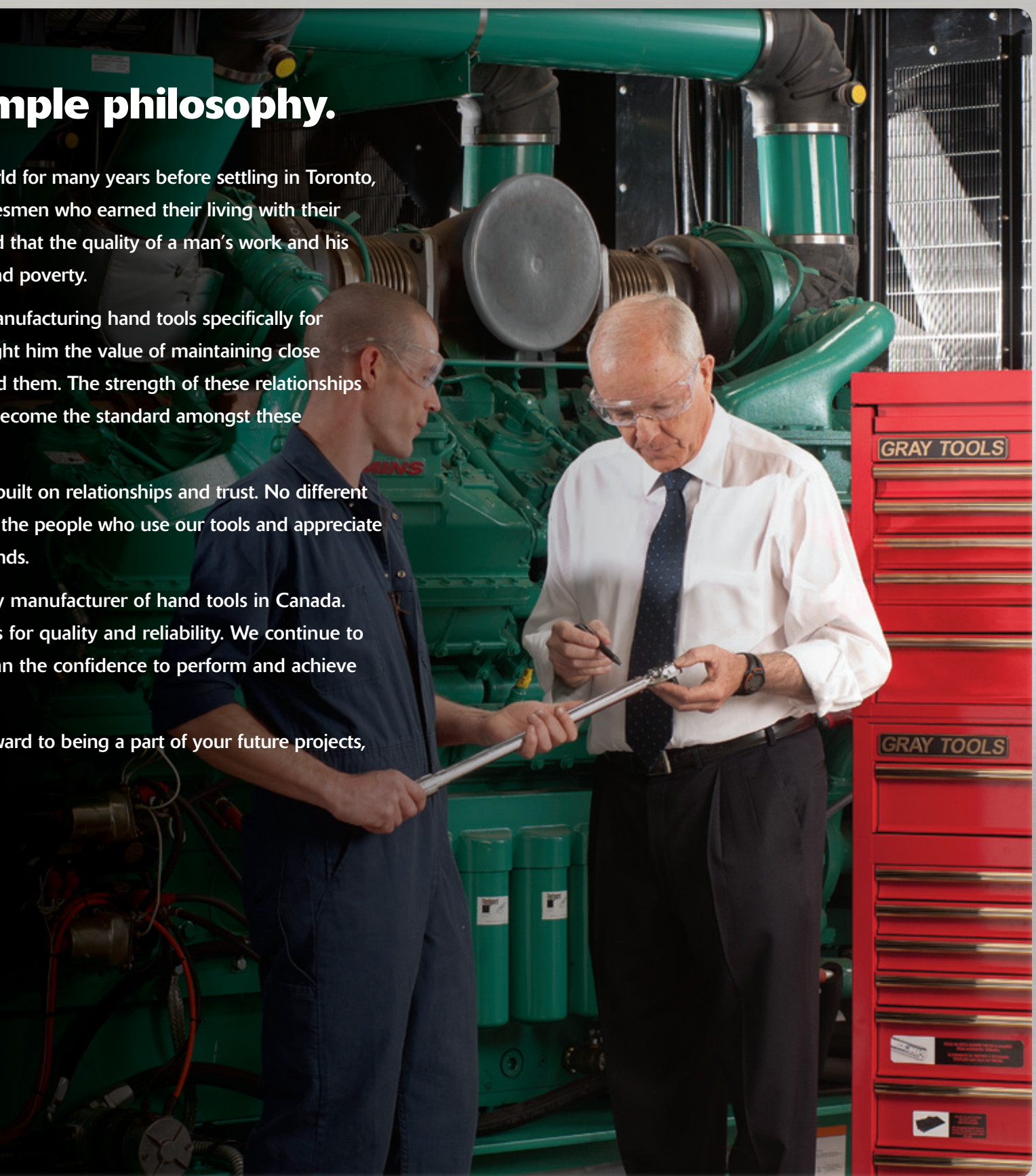


TABLE OF CONTENTS

Master Sets	002
Tool Storage	014
Marquis Series	014
XL Series	022
GT Series	030
Pro Series	038
Specialty Storage	048
Utility Carts	050
Hand Boxes	052
Base Carriages	058
Tool Organizers	059
Sockets & Attachments	062
1/4" Drive	062
3/8" Drive	076
1/2" Drive	102
3/4" Drive	129
1" Drive	139
1 1/2" Drive	145
2 1/2" Drive	148
Wrenches	150
Torque Wrenches	186
Hex Keys	190
Screwdrivers & Nut Drivers	202
Screwdriver Bits	216
Pliers, Snips & Cutters	218
Bolt Cutters	227
Grip-on® Locking Tools	238
Punches & Chisels	246
Pry Bars	256
Hammers	262
Vises	269
Clamps	271
Eyebolts	272
Material Handling Equipment	279
Beam Clamps	279
Chain Hoists	280
Lever Hoists	282
Trolleys	284
Pullers	286
Extractors, Rethreading & Tapping	300
Hacksaws & Utility Knives	306
Deburring	308
Cutting & Flaring	309
Plumbing Tools	312
Mirrors & Magnets	313
Automotive	318
Scrapers & Measuring	321
Marking	324
Replacement Parts	325
Hex Key Lengths Table	330
Alphabetical Index	331
Numerical Index	333



The Highest Standards. Yours.

You are a professional who uses tools to create positive change. You work on extraordinary projects and make an impact on our daily lives. Your work, skills, and knowledge have earned you the respect of those around you. Others come to you for advice and use your work as the benchmark for a job exceptionally well done. People expect the best from you and you deliver.

How did you get here? It must be because of the higher standards and goals you set for yourself.

When it comes to your tools, you use the best, because you deserve the best. You've earned it.

We are honoured to be part of your success and look forward to meeting your higher standards for another 100 years.

The highest standard. Yours.



GRAY TOOLS

When only a Gray tool will do.

What sets accomplished professionals apart from the rest? The quality of their work, the magnitude of their projects, and the quality of the tools they are using. Since 1912 people who do extraordinary work use Gray tools. Whether it's a miner working miles underground or a mechanic working on a jumbo jet, we understand there are times you need extraordinary sizes, styles, shapes and lengths to get the job done. It's for this reason that we offer a large selection of unique tools such as our 60" pry bars, 8" sockets and 4" combination wrenches and strike free wrenches. In addition to in stock speciality tools throughout our history, we've manufactured countless custom tools for essential service providers such as Bell Canada, Ontario Hydro, Toronto Transit, General Electric and others.

Apart from offering a wide assortment of tools for nearly any industrial application, we have always stood behind our tools the same way you stand behind the quality of your work. We've spent over a century earning your trust. A trust that we value and have always supported with a lifetime guarantee.



The highest standard. Yours.



GRAY TOOLS



Your Higher Standards Include Exceptional Service.

Gray Tools is sold exclusively through a network of specialty retailers. For over 100 years Gray Tools have been used by most demanding users expecting professional grade quality and selection, dependability, and immediate availability. Fortunately these specific needs are exactly what our distribution partners have built their businesses on.


Our relationship with these specialist distributors goes beyond just product delivery. Gray Tools provides each specialist distributor with complete sales and service training seminars, ensuring each reseller understands how to properly select, use and service our tools. Having an understanding of these fundamentals is essential in providing the right tool for any job.

In addition to knowledgeable staff, you benefit from enhanced services such as broad inventories of specialty products, onsite delivery, and problem solving solutions that simply cannot be matched elsewhere.

Our tools are appreciated most by accomplished professionals, who simply want to own the best. You're one of them. To locate the retailer nearest you visit our website at www.graytools.com.

MS1835
835 Piece Complete SAE & Metric Master Set

Includes 92110 (Top Chest) and 92208 (Roller Cabinet)
MS1835-TO Tools Only



Contains:

Part No.	Description	Part No.	Description	Part No.	Description
10135	3 pc. Aviation Snip Set	715	15" 1/2" Dr. Extension	K9	15" Mechanical Fingers
121-10F	10" Locking Plier	718S	2" 1/2" Dr. Extension	LT26R	3/16" 3/8" Dr. Spark Plug Socket
127	5" Slotted Screw Starter	720	20" 1/2" Dr. Extension	MC6	6mm Combination Wrench
15025	25 pc. 1/4" Dr. Socket Set SAE	73250	1/2" Torque Wrench 30-250 ft. lbs	MC7	7mm Combination Wrench
19014	14 pc. 1/4" Dr. Socket Set Metric	73303	3 pc. Assorted Pry Bar Set	MC8	8mm Combination Wrench
19212	12 pc. 1/4" Dr. Deep Socket Set	111-07	7" Locking Plier	MC11	11mm Combination Wrench
206	Retractable Utility Knife	81200	12" Magnesium Cutting Snip	MC14	14mm Combination Wrench
21221	5/8" Spark Plug Socket	81303	3 pc. Long Reach Plier Set	MC15	15mm Combination Wrench
212A	40 oz. Ball Pein Hammer	83839B	2 pc. Scraper Set	MC17	17mm Combination Wrench
212E	24 oz. Ball Pein Hammer	840	14" Brush Wire	MC20	20mm Combination Wrench
212G	16 oz. Ball Pein Hammer	85908A	8 pc. Assorted Screwdriver Set	MC219	19 pc. Metric Combination Wrench Set
25026	26 pc. 3/8" Dr. Socket Set	86980	8 pc. Precision Screwdriver Set	MDW7LCP	7 pc. 1/2" Dr. Hex Head Socket Set
25507	7 pc. 3/8" Dr. Universal Joint Socket Set	87133	Digital Multimeter	MF6	6" 1/4" Dr. Flex Extension
25607	7 pc. 3/8" Dr. Hex Head Socket Set	8740L	15" 1/2" Dr. Reversible Ratchet	MF8	7" 3/8" Dr. Flex Extension
25709	9 pc. 3/8" Dr. Torx® Socket Set	8799F	1/2" Dr. Flex Handle Ratchet	MRB50	5 pc. Metric Ratchet Box Wrench Set
2682HD	Heavy Duty Hacksaw	89931	17" to 26 1/2" Magnetic Pick Up Tool	P11T	11 pc. 1/2" Dr. Impact Socket Set
29011	11 pc. 3/8" Dr. Socket Set	91425A	Scratch Awl	P175	5" Phillips® Screw Starter
29211	11 pc. 3/8" Dr. Deep Socket Set	92129	29 pc. Drill Index Set 1/16" to 1/2"	P4-105A	5" 1/2" Dr. Impact Extension
29506	6 pc. 3/8" Dr. Metric U-Joint Socket Set	92340	40 pc. Tap & Die Set	P4-110A	10" 1/2" Dr. Impact Extension
29607	7 pc. 3/8" Dr. Metric Hex Socket Set	92440	40 pc. Metric Tap & Die Set	P4-140A	1/2" Dr. Impact Universal Joint
30506	9" Electrician's Slotted Screwdriver	92460	Pocket Clip Slotted Screwdriver	PCH-1	8" Punch & Chisel Holder
30608	11" Electrician's Slotted Screwdriver	94114	Plastic Socket Organizer	PH30	16 1/2" Rubber Mallet
30801A	3" Slotted Stubby Screwdriver	94220	3/8" Dr. 20 Peg Socket Organizer	PL11T	11 pc. 1/2" Dr. Deep Impact Socket Set
30805-TO	4 pc. 1/2" Dr. Ratchet & Attachment Set	94315	1/2" Dr. 15 Peg Socket Organizer	PO50A	4" Gear Puller Set
3108	1/4" Combination Wrench	94410	3/4" Dr. 10 Peg Socket Organizer	PO60A	6", 7" & 8" Gear Puller Set
3110	5/16" Combination Wrench	B10A	10" Slip Joint Plier	RB121A	#1 Stubby Square Recess Screwdriver
3111	11/32" Combination Wrench	B111	12 pc. Retaining Ring Plier Set	RB122A	#2 Stubby Square Recess Screwdriver
3138	13/16" Combination Wrench	B121	8 1/4" Crimper/Stripper Plier	S012	12" Heavy Duty Slotted Screwdriver
35015	15 pc. 1/2" Dr. SAE Socket Set	B212B	7 1/4" Lineman's Plier	SD14	1/4" Flexible Hand Driver
35215	15 pc. 1/2" Dr. 6 Pt. Socket Set	B230B	5 1/4" Needle Nose Plier	SE70C	7 pc. Screw Extractor Set
35606	6 pc. 1/2" Dr. Hex Head Socket Set	B232B	7 1/2" Needle Nose Plier	SF-2	32 oz. Dead Blow Power Hammer
35707	7 pc. 1/2" Dr. Torx® Socket Set	B239B	8" Bent Nose Plier	T30	9" 3/8" Dr. Flexible Handle Ratchet
35910	10 pc. 1/2" Dr. Deep U-Joint Impact Socket Set	B240B	5 1/4" Side Cut Plier	T36	7 3/4" 3/8" Dr. T-Handle Sliding Ratchet
39014	14 pc. 1/2" Dr. Socket Set	B246B	7" Side Cut Plier	T41	8" 3/8" Dr. Extension
39019	19 pc. 1/2" Dr. Socket Set	B295A	8" Flat Nose Duck Bill Plier	T42	6" 3/8" Dr. Hand Driver
39214	14 pc. 1/2" Dr. Socket Set	B45-10A	10" Adjustable Joint Plier	T5	12" 3/8" Dr. Extension
39218	18 pc. 1/2" Dr. Socket Set	B45-16A	16" Adjustable Joint Plier	T83	11" 3/8" Dr. Flexible Head Ratchet
405	1/2" Dr. Drag Link Socket	B45-7A	7" Adjustable Joint Plier	T9	16" 3/8" Dr. Speeder
4295	3/4" Dr. Universal Joint	B49	6 1/2" Wire Cutting Snip	TU19	19 pc. Combination Wrench Set
42506	6 pc. Adapter Set (1/4", 3/8", 1/2", 3/4")	B6A	6 3/4" Slip Joint Plier	TXS7A	7 pc. Torx® Screwdriver Set
5008LR	8 pc. Ratcheting Box Wrench Set	BRS1.5	24 oz. Brass Hammer	V17	1/4" Dr. Sliding T-Handle
50101A	3" No. 1 Phillips® Stubby Screwdriver	C20LR	20 pc. Punch & Chisel Set	V26	5 1/2" 1/4" Dr. Flexible Handle
50201A	3" No. 2 Phillips® Stubby Screwdriver	C2BDS	2 pc. Brass Drift Punch Set	V603	3" 1/4" Dr. Extension
63809	9 pc. Stubby Wrench Set	C406	C-Clamp 0-6" Capacity	V610	10" 1/4" Dr Extension
64405	5 pc. Ratcheting Tube Wrench Set	C68	30" Pinch Bar		
64811	11 pc. Stubby Wrench Set	C69	36" Pinch Bar		
65306A	6" Adjustable Wrench	CF147	11 1/4" to 15 1/4" Telescopic Mirror		
65308A	8" Adjustable Wrench	CHS7A	7 pc. Nut Driver Set SAE		
65310A	10" Adjustable Wrench	CHS7MA	7 pc. Metric Nut Driver Set		
65312A	12" Adjustable Wrench	FG35A	35 Blade Feeler Gauge .0015 to .035		
65315A	15" Adjustable Wrench	FL35	3 pc. Flare Wrench Set		
66108	8" Pipe Wrench	FLM55	5 pc. Metric Flare Nut Wrench Set		
66110	10" Pipe Wrench	HD25-TO	25 pc. 3/4" Dr. Socket		
66114	14" Pipe Wrench	HD50	19 1/8" 3/4" Dr. Socket		
686	19 1/4" 1/2" Dr. Speeder	HD62	15 1/8" 3/4" Dr. Socket		
69813	13 pc. Long Arm Ball Hex Key Set	HD66	2 1/8" 3/4" Dr. Socket		
699	11" 1/2" Dr. Sliding T-Handle	HD68	2 1/8" 3/4" Dr. Socket		
69916	16 pc. Long Arm Ball Hex Key Set	HD72	2 1/4" 3/4" Dr. Socket		
127F06	6" Long Nose Locking Plier	HD74	2 5/8" 3/4" Dr. Socket		
		HD76	2 3/8" 3/4" Dr. Socket		
		IMD208K	6 pc. Impact Driver & Attachment Set		

MS1420
420 Piece SAE Master Set

Includes 97120 (Top Chest) and 97211 (Roller Cabinet)
MS1420-TO Tools Only



Contains:

Part No.	Description
1013S	3 pc. Aviation Snip Set
121-10F	10" Locking Plier
15025	25 pc. 1/4" Dr. Socket Set
16LR	9 pc. Miniature Open End Wrench Set 3/64" to 1/2"
20H	Softface Replacable Tips
20M	Softface Replacable Tips
21221	5/8" Spark Plug Socket
212A	40 oz. Ball Pein Hammer
212E	24 oz. Ball Pein Hammer
212G	16 oz. Ball Pein Hammer
25026	26 pc. 3/8" Dr. Socket Set
25507	7 pc. 3/8" Dr. Universal Joint Socket Set
25607	7 pc. 3/8" Dr. Hex Head Socket Set
25708	8 pc. 3/8" Dr. Torx® Socket Set
2682HD	Heavy Duty Hacksaw
30805-TO	5 pc. 1/2" Dr. Ratchet & Attachment Set
34-20200	1/8" Letter Hand Stamp
34-20541	1/8" Number Hand Stamp
35020	19 pc. 1/2" Dr. Socket Set
35215	15 pc. 1/2" Dr. Socket Set
35606	6 pc. 1/2" Dr. Hex Head Socket Set
405	1/2" Dr. Drag Link Socket
5000LR	5 pc. Ratcheting Box Wrench Set
64405	5 pc. Ratcheting Tube Wrench Set
65315A	15" Adjustable Wrench
66108	8" Pipe Wrench
66114	14" Pipe Wrench
686	19 1/4" 1/2" Dr. Speeder
68723	22 pc. S2 SAE Hex Key Set
69927	7 pc. S2 Torx® Hex Key Set
715	15" 1/2" Dr. Extension
72250	3/8" Dr. Torque Wrench 30 - 250 inch lbs.
73250	1/2" Torque Wrench 30 - 250 ft. lbs
734	1/2" Dr. Screwdriver Socket
73903	3 pc. Screwdriver Pry Bar Set
111-07	7" Locking Plier
81200	12" Light Weight Snip
83903	3 pc. Retaining Ring Plier Set
838	7 1/2" 1 1/4" Wide Scraper Blade
840	14" Wire Brush
94114	14 Peg 1/4" Dr. Plastic Socket Organizer
94220	20 Peg 3/8" Dr. Plastic Socket Organizer
94315	15 Peg 1/2" Dr. Plastic Socket Organizer
94410	10 Peg 3/4" Dr. Plastic Socket Organizer
94715	Wrench Organizer
127F10	9" Long Nose Locking Plier
AW812S	2 pc. Adjustable Wrench Set
B123	8 3/4" Crimper Plier w/ Cutter
B212B	7 1/4" Lineman's Plier

Part No.	Description
B230B	5 1/4" Needle Nose Plier
B232B	7 1/2" Needle Nose Plier
B239B	8" Bent Nose Plier
B3PS	3 pc. Plier Set
B240B	5 1/4" Side Cutter Plier
B45-16A	16" Adjustable Joint Plier
B6A	6" Slip Joint Plier
C393S	3 pc. Pry Bar Set
C47LR	25 pc. Punch & Chisel Set
C68	30" Pinch Bar
CF147	11 1/4" to 15 1/4" Telescopic Mirror
CF62CS	2" - 7" Cylinder Hone
CHS7A	7 pc. Nut Driver Set
FG2	25 pc. Feeler Gauge Set .0015 to .035
FG7A	8 pc. Spark Plug Gauge Set .020 to .040
HD25-TO	25 pc. 3/4" Dr. Socket Set
IMD208K	6 pc. Impact Driver & Attachment Set
K29	2 pc. Magnetic/Mechanical Pick Up Set
K906	6" Pocket Magnetic Pick Up Tool
OE12LR	12 pc. Open End Wrench Set 1/4" to 1 1/4"
P11T	11 pc. 1/2" Dr. Socket Set
P210	Bolt Style Puller Set
P501	0" to 2 1/4" Bearing Separator
PCH-1	8" Punch & Chisel Holder
PH30	16 1/2" Rubber Mallet
PHF41	64 oz. Sledge Hammer
PO50A	4" Gear Puller Set
PO60A	6", 7", 8" Gear Puller Set
PO70	9", 10", 11" Gear Puller Set
RB221	11" #1 Tip Square Recess Screwdriver
RB222	11" #2 Tip Square Recess Screwdriver
RB223	11" #3 Tip Square Recess Screwdriver
SCD12	12 pc. Standard Screwdriver Set
SCD506	6 pc. Phillips® Screwdriver Set
SE70C	7 pc. Screw Extractor Set
SPS200	24 oz. Composite Hammer
T34	3/8" Dr. Slot Screwdriver Socket
T5	12" 3/8" Dr. Extension
T83	11" 3/8" Dr. Flexible Head Ratchet
T9	16" 3/8" Dr. Speeder
TR1T	Thread Restorer File
TR2T	Thread Restorer File
TU19	19 pc. Combination Wrench Set
V17	4 1/2" 1/4" Dr. Sliding T-Handle

* For metric add-on see MSM2102 on page 9.

MS1306-A
296 Piece Complete Aircraft Maintenance Set

Includes 97109 (Top Chest)
MS1306A-TO Tools Only



Contains:

Part No.	Description	Part No.	Description
1013S	3 pc. Aviation Snip Set	73250	1/2" Torque Wrench 30 - 250 ft. lbs.
112-10	10" Locking Plier	73303	3 pc. Assorted Pry Bar Set
125	5" Slotted Screw Starter	81200	3 1/2" Magnesium Snip
15125	25 pc. 1/4" Dr. Socket Set	83408	Convertible Snap Ring Plier
17LR	11 pc. Open Mini Wrench Set	82609A	9" Reversible Plier
206	Retractable Utility Knife	838	7 1/2" 1 1/4" Wide Scraper Blade
212G	16 oz. Ball Pein Hammer	838A	12" 1" Wide Scraper Blade
212I	8 oz. Ball Pein Hammer	86980	8 Piece Precision Screwdriver Set
25126	26 pc. 3/8" Dr. Socket Set	89020	9" Flexible Wire Carbon Scraper
25507	7 pc. 3/8" Dr. Universal Joint Set	89931	17" to 26" Magnetic Pick Up Tool
25607	7 pc. 3/8" Dr. Hex Head Socket Set	B121	8" Electrical/Electronic Plier
2682HD	Heavy Duty Hacksaw	B232B	7 1/2" Needle Nose Plier
38117	17 pc. 1/2" Dr. Socket Set	B246B	7" Side Cutting Plier
4206	1/2" Female, 3/8" Male Adapter	B295A	8" Duckbill Plier
4215	3/8" Female, 1/2" Male Adapter	B45-10A	10" Adjustable Joint Plier
4216	3/8" Female, 1/4" Male Adapter	B8A	8" Slip Joint Plier
4217	1/4" Female, 3/8" Male Adapter	C14LR	14 pc. Punch & Chisel Set
5008LR	8 pc. Ratcheting Box Wrench Set	CF147	11" to 15" Inspection Mirror
63809	9 pc. Stubby Wrench Set	CHS7A	7 pc. Nut Driver Set
65306A	6" Heavy Duty Adjustable Wrench	D012	6 pc. Box Wrench Set
65308A	8" Heavy Duty Adjustable Wrench	FG35A	35 Blade Feeler Gauge .0015 to .035
65312A	12" Heavy Duty Adjustable Wrench	FG7A	8 pc. Wire Spark Plug Gauge .020 to .040
686	1/2" Dr. Speeder	FL3S	3 pc. Flare Wrench Set
68913	13 pc. S2 Long Arm Hex Key Ball Set	K9	15" Mechanical Fingers
72250	3/8" Torque Wrench 30 - 250 inch lbs.		

Part No.	Description
MF6	6" 1/4" Dr. Extension
MF8	7" 3/8" Dr. Extension
P175	5" Phillips® Screw Starter
PH20	16 oz. Softhead Hammer
SCD12	12 pc. Standard Screwdriver Set
SCD506	6 pc. Phillips® Screwdriver Set
T30	9" 3/8" Dr. Flex Handle
T36	7 3/4" 3/8" Dr. Sliding T-Handle
T41	8" 3/8" Dr. Extension
T42	6" 3/8" Dr. Hand Driver
T83	11" 3/8" Dr. Flexible Head Ratchet
T9	16" 3/8" Dr. Speeder
TP1	3/8" Dr. No. 1 Phillips® Head Socket
TP2	3/8" Dr. No. 2 Phillips® Head Socket
TP3	3/8" Dr. No. 3 Phillips® Head Socket
TP4	3/8" Dr. No. 4 Phillips® Head Socket
TS10	5 1/4" 3/8" Dr. 8 Point Socket
TS12	3/8" 3/8" Dr. 8 Point Socket
TS14	7 1/6" 3/8" Dr. 8 Point Socket
TS16	1 1/2" 3/8" Dr. 8 Point Socket
TS8	1 1/4" 3/8" Dr. 8 Point Socket
TU14S	14 pc. Combination Wrench Set
V26	5 1/2" 1/4" Dr. Flexible Handle

MS1225
225 Piece Complete Intermediate SAE Set

Includes 97109 (Top Chest)
MS1225-TO Tools Only



Contains:

Part No.	Description	Part No.	Description
121-10F	10" Locking Plier	73250	1/2" Torque Wrench 30-250 ft. lbs.
15025	25 pc. 1/4" Dr. Socket Set	73413	13" Handle Pry Bar
206	Retractable Utility Knife	111-07	7" Locking Plier
21221	5/8" Spark Plug Socket	838	1 1/4" Wide Scraper 7 1/2"
212C	32 oz. Ball Pein Hammer	840	14" Wire Brush
212G	16 oz. Ball Pein Hammer	AW812S	2 pc. Adjustable Wrench Set
25026	26 pc. 3/8" Dr. Socket Set	B103	3 pc. Snap Ring Plier Set
2682HD	Heavy Duty Hacksaw	B123	8 3/4" Crimper Plier w/ Wire Cutter
30805-TO	5 pc. 1/2" Dr. Ratchet & Attachment Set	B258B	7 1/4" End Cutting Plier
34-20200	1/8" Letter Hand Stamp	B3PS	3 pc. Plier Set
34-20541	1/8" Number Hand Stamp	B45-16A	16" Adjustable Joint Plier
35015	15 pc. 1/2" Dr. Socket Set	C14LR	14 pc. Punch & Chisel Set
35215	15 pc. 1/2" Dr. Deep Socket Set	C393S	3 pc. Rolling Head Pry Bar Set
5000LR	5 pc. Ratcheting Box Wrench Set	CF61	2" to 5 1/2" Cylinder Hones
66114	14" Pipe Wrench	CHS7A	7 pc. Nut Driver Set
69712	13 pc. Short Arm Hex Key Set	FG12	15 pc. Feeler Gauge .002 to .025
		FL3S	3 pc. Flare Wrench Set

Part No.	Description
HD15	15 pc. 3/4" Dr. Socket Set
IMD208K	6 pc. Impact Driver Set
K29	2 pc. Magnetic/Mechanical Pick Up Set
P11T	11 pc. 1/2" Dr. Impact Socket Set
PCH-1	8" Punch & Chisel Holder
PH15	8 oz. Softface Hammer
PO60A	3 pc. 6", 7", 8" Gear Puller Set
S410A	2 1/2" Straight Cut Snip
SCD12	12 pc. Screwdriver Set
SCD3A	3 pc. Square Recess Screwdriver Set
SCD506	6 pc. Phillips® Screwdriver Set
SE50C	5 pc. Screw Extractor Set
T9	3/8" Dr. 16" Speeder
TU14S	14 pc. Combination Wrench Set

MS3125
132 Piece Starter SAE & Metric Set

Includes 97106 (Top Chest)
MS3125-TO Tools Only

Contains:


Part No.	Description
15015	15 pc. 1/4" Dr. Socket Set
212G	16 oz. Ball Pein Hammer
25015	15 pc. 3/8" Dr. Socket Set
25211	11 pc. 3/8" Dr. Deep Socket Set
2682HD	Heavy Duty Hacksaw
29011	11 pc. 3/8" Dr. Socket Set 9mm to 19mm
30805-TO	5 pc. Ratchet & Attachment Set
35012	12 pc. 1/2" Dr. Socket Set
69712	13 pc. Short Arm Hex Key Set
73413	13" Screwdriver Handle Pry Bar
838	1 1/4" Scraper Blade
86007	7 pc. Assorted Screwdriver Set
B3PS	3 pc. Plier Set
C10LRA	10 pc. Punch & Chisel Set
FL3S	3 pc. Flare Wrench Set
K2	17" to 26 1/2" Pick Up Tool
MC211	11 pc. Metric Combination Wrench Set 9mm to 19mm
TU11	11 pc. Combination Wrench Set 3/8" to 1"



MSM2102
104 Piece Metric Add On Set For MS1420

Contains:

Part No.	Description
19012	12 pc. 1/4" Dr. Socket Set 4mm - 12mm
29011	11 pc. 3/8" Dr. Socket Set 9mm - 19mm
29212	12 pc. 3/8" Dr. Deep Socket Set 8mm - 19mm
39012	12 pc. 1/2" Dr. Socket Set 10mm - 21mm
39218	18 pc. 1/2" Dr. Deep Socket Set 10mm - 28mm
68709	9 pc. S2 Long Arm Hex Key Set
69937	7 pc. S2 Short Folding Hex Key Set
FLM3S	3 pc. Metric Flare Nut Wrench Set
MC215	15 pc. Metric Combination Wrench Set 10mm - 24mm
MRB50	5 pc. Metric Ratcheting Box Wrench Set



MS3114
114 Piece SAE Electricians Set

Includes 97166 (Top Chest)
MS3114 -TO Tools Only

Contains:

Part No.	Description	Part No.	Description
1013S	3 pc. Aviation Snip Set	B212B	7 1/4" Lineman's Plier
121-10F	10" Locking Plier	B285A	4 1/2" Miniature Cutter
206	Retractable Utility Knife	B4PS	4 pc. Plier Set
25015	15 pc. 3/8" Dr. Socket Set	C10LRA	10 pc. Punch & Chisel Set
2682HD	Heavy Duty Hacksaw	CHS7A	7 pc. Nut Driver Set
5000LR	5 pc. Ratcheting Box Wrench Set	GC16	16 oz. Claw Hammer
68913	13 pc. S2 Long Arm Ball Hex Key Set	NH6	6" Nylon Slotted Screw Starter
127F06	6" Long Nose Locking Plier	P175	5" Phillips® Screw Starter
73303	3 pc. Assorted Pry Bar Set	86510	#0 Square Recess Screwdriver
85908A	8 pc. Assorted Screwdriver Set	RB120A	#0 Stubby Square Recess Screwdriver
87133	Digital Multimeter	RB121A	#1 Stubby Square Recess Screwdriver
87265	AC Clamp On Multimeter	RB122A	#2 Stubby Square Recess Screwdriver
89931	Magnetic Pick Up Tool	RB123A	#3 Stubby Square Recess Screwdriver
91425A	7 3/4" Scratch Awl	RB223	#3 Square Recess Screwdriver
92460	Pocket Clip Slotted Screwdriver	TU11	11 pc. Combination Wrench Set
AWB12S	2 pc. Adjustable Wrench Set		
B121	8 1/4" Multipurpose Plier		
B123	8 3/4" Crimper w/ Wire Cutter Plier		
B140	6" Stripper/Cutter Plier		
B204A	9 1/2" Cable Cutter Plier		
B210B	6 1/2" Lineman's Plier		



29082
82 Piece 3/8" Dr. Chrome 6 Pt. Metric Socket & Attachment Set

Includes 9107 (Hand Box)
29082-TO Tools Only

Contains:

Part No.	Description	Part No.	Description
21221	5/8" Spark Plug Socket	T42	6" Hand Driver
29021	21 pc. Socket Set	T45	4 pc. Extension Set
29214	14 pc. Socket Set	T610	Torx® Socket T10
29607	7 pc. Hex Head Socket Set	T615	Torx® Socket T15
4215	3/8" Female, 1/2" Male Adapter	T620	Torx® Socket T20
4216	3/8" Female, 1/4" Male Adapter	T625	Torx® Socket T25
MF8	7 3/4" Flexible Extension	T627	Torx® Socket T27
MTF10HA	10mm Universal Joint	T630	Torx® Socket T30
MTF11HA	11mm Universal Joint	T640	Torx® Socket T40
MTF12HA	12mm Universal Joint	T645	Torx® Socket T45
MTF13HA	13mm Universal Joint	T83	11" Flexible Head Ratchet
MTF14HA	14mm Universal Joint	T9040	7" Ratchet
MTF15HA	15mm Universal Joint	T9	16 1/4" Speeder
MTF16HA	16mm Universal Joint	TP1	No. 1 Phillips® Head Socket
MTL20H	20mm Deep Socket	TP2	No. 2 Phillips® Head Socket
MTL21H	21mm Deep Socket	TP3	No. 3 Phillips® Head Socket
MTL22H	22mm Deep Socket		
MTL23H	23mm Deep Socket		
SB061207	Socket Rail		
SB111211	Socket Rail		
T1	1 1/2" Extension		
T3	1 3/4" Universal Joint		
T30	9" Flexible Handle		
T36	7 3/4" Sliding T-Handle		



29176
75 Piece 3/8" Dr. Chrome 12 Pt. Metric Set

Includes 9107 (Hand Box)
29176-TO Tools Only



Contains:

Part No.	Description	Part No.	Description
21221	5/8" Spark Plug Socket	29607	7pc Metric Hex Head Socket Set
29119	19 pc. Socket Set	T610	Torx® Socket T10
29314	14 pc. Socket Set	T615	Torx® Socket T15
4215	3/8" Female, 1/2" Male Adapter	T620	Torx® Socket T20
4216	3/8" Female, 1/4" Male Adapter	T625	Torx® Socket T25
MF8	7 1/4" Flexible Extension	T627	Torx® Socket T27
SB061207	Socket Rail	T630	Torx® Socket T30
SB081209	Socket Rail	T640	Torx® Socket T40
SB111211	Socket Rail	T645	Torx® Socket T45
T1	1 1/2" Extension	T83	11" Flexible Head Ratchet
T3	1 3/4" Universal Joint	T9040	7" Reversible Ratchet
T30	9" Flexible Handle	T9	16 1/4" Speeder
T36	7 3/4" Sliding T-Handle	TP1	No. 1. Phillips® Head Socket
T42	6" Hand Driver	TP2	No. 2 Phillips® Head Socket
T45	4 pc. Extension Set	TP3	No. 3 Phillips® Head Socket

39074
74 Piece 1/2" Dr. Chrome 6 Pt. Metric Set

Includes 9109 (Hand Box)
39074-TO Tools Only


Contains:

Part No.	Description	Part No.	Description
35707	7 pc. Torx® Socket Set	8740	10" Ratchet
39019	19 pc. Socket Set	8732L	15" Reversible Ratchet
39218	18 pc. 1/2" Dr. Deep Socket Set	8799F	1/2" Dr. Flex Handle Ratchet
4206	1/2" Female, 3/8" Male Adapter	8740L	14 1/2" Flexible Handle Ratchet
4298	1/2" Female, 3/4" Male Adapter	M1229H	29mm Socket
653L	18" Flexible Handle	M1230H	30mm Socket
686	19" Speeder	M1231H	31mm Socket
699	11" Sliding T-Handle	M1232H	32mm Socket
709	Universal Joint	M1236H	36mm Socket
715	15" Extension	MD1229H	29mm Deep Socket
718	5" Extension	MD1230H	30mm Deep Socket
718S	2" Extension	MDW7LCP	7 pc. Hex Head Socket Set
719	10" Extension	SB191615	Socket Rail



MS1069
69 Piece SAE & Metric Starter Set

Includes 97103A (Hand Box)
MS1069-TO Tools Only



Contains:

Part No.	Description	Part No.	Description
25011	11 pc. 3/8" Dr. Socket Set 3/8" to 1"	MC211	11 pc. Combination Wrench Set 9 - 19mm
29011	11 pc. 3/8" Dr. Socket Set 9 to 19mm	T3	3/8" Dr. Universal Joint
35012	12 pc. 1/2" Dr. Socket Set 7/16" to 1 1/8"	T31	3/8" Dr. 3" Extension
719	1/2" Dr. 10" Extension	T4	3/8" Dr. 6" Extension
8732	1/2" Dr. 10" Reversible Ratchet	T9040	3/8" Dr. 7 1/2" Ratchet
C6LR	6 pc. Punch & Chisel Set	TU11	11 pc. Combination Wrench Set 3/8" to 1"

25069
69 Piece 3/8" Dr. Chrome 6 Pt. SAE Socket & Attachment Set

Includes 9107 (Hand Box)
25069-TO Tools Only



Contains:

Part No.	Description	Part No.	Description	Part No.	Description
21221	5/8" Spark Plug Socket	T36	7 3/4" Sliding T-Handle	T9	16 1/4" Speeder
25013	13 pc. 3/8" Dr. SAE Socket Set	T42	6" Hand Driver	T45	4 pc. Extension Set
25211	11 pc. 3/8" Dr. SAE Deep Socket Set	T610	Torx® Socket T10	TP1	No. 1. Phillips® Head Socket
25507	7 pc. 3/8" Dr. SAE U-Joint Socket Set	T615	Torx® Socket T15	TP2	No. 2 Phillips® Head Socket
25607	7 pc. 3/8" Dr. Hex Head Socket Set	T620	Torx® Socket T20	TP3	No. 3 Phillips® Head Socket
4215	3/8" Female, 1/2" Male Adapter	T625	Torx® Socket T25		
4216	3/8" Female, 1/4" Male Adapter	T627	Torx® Socket T27		
MF8	7 1/4" Flexible Extension	T630	Torx® Socket T30		
SB081209	Socket Rail	T640	Torx® Socket T40		
T1	1 1/2" Extension	T645	Torx® Socket T45		
T100	5/16" Deep Socket	T80	1/4" Deep Socket		
T3	1 3/4" Universal Joint	T83	11" Flexible Head Ratchet		
T30	9" Flexible Handle	T9040	7" Reversible Ratchet		

25169
69 Piece 3/8" Dr. Chrome 12 Pt. SAE Socket & Attachment Set

Includes 9107 (Hand Box)
 25169-TO Tools Only



Contains:

Part No.	Description	Part No.	Description
21221	5/8" Spark Plug Socket	T16	1/2" Socket
4215	3/8" Female, 1/2" Male Adapter	T18	9/16" Socket
4216	3/8" Female, 1/4" Male Adapter	T20	5/8" Socket
LT8	1/4" Deep Socket	T22	11/16" Socket
LT10	5/16" Deep Socket	T24	3/4" Socket
LT12	3/8" Deep Socket	T26	13/16" Socket
LT14	7/16" Deep Socket	T28	7/8" Socket
LT16	1/2" Deep Socket	T3	13/4" Universal Joint
LT18	9/16" Deep Socket	T30	9" Flexible Head Ratchet
LT20	5/8" Deep Socket	T30S	15/16" Socket
LT22	11/16" Deep Socket	T31	3" Extension
LT24	3/4" Deep Socket	T32S	1" Socket
LT26	13/16" Deep Socket	T36	73/4" Sliding T-Handle
LT28	7/8" Deep Socket	T4	6" Extension
LT30	15/16" Deep Socket	T41	8" Extension
LT32	1" Deep Socket	T42	6" Hand Driver
MF8	71/4" Flexible Extension	T5	12" Extension
SB061207	Socket Rail	T610	Torx® Socket T10
SB081209	Socket Rail	T615	Torx® Socket T15
SB111212	Socket Rail	T620	Torx® Socket T20
T1	11/2" Extension	T625	Torx® Socket T25
T10	5/16" Socket	T627	Torx® Socket T27
T12	3/8" Socket	T630	Torx® Socket T30
T14	7/16" Socket	T640	Torx® Socket T40

35067
67 Piece 1/2" Dr. Chrome 6 Pt. SAE Socket & Attachment Set

Includes 9109 (Hand Box)
 35067-TO Tools Only



Contains:

Part No.	Description	Part No.	Description
406	3/8" Socket	699	11" Sliding T-Handle
407	7/16" Socket	709	Universal Handle
408	1/2" Socket	715	15" Extension
409	9/16" Socket	718	5" Extension
410	5/8" Socket	718S	2" Extension
411	11/16" Socket	719	10" Extension
412	3/8" Universal Joint Socket	8720	10" Ratchet
413	13/16" Socket	8732L	15" Reversible Ratchet
414	7/8" Socket	8799F	1/2" Dr. Flex Handle Ratchet
415	15/16" Socket	DW8L	1/4" Hex Head Socket
432	1" Socket	DW10L	5/16" Hex Head Socket
433	11/16" Socket	DW12L	3/8" Hex Head Socket
434	11/8" Socket	DW14L	7/16" Hex Head Socket
435	13/16" Socket	DW16L	1/2" Hex Head Socket
436	11/4" Socket	DW18L	9/16" Hex Head Socket
437	15/16" Socket	DW20L	5/8" Hex Head Socket
438	13/8" Socket	DW24L	3/4" Hex Head Socket
439	17/16" Socket	LDS12	3/8" Deep Socket
440	11/2" Socket	LDS14	7/16" Deep Socket
4206	1/2" Female, 3/8" Male Adapter	LDS16	1/2" Deep Socket
4298	1/2" Female, 3/4" Male Adapter	LDS18	9/16" Deep Socket
653L	18" Flexible Handle	LDS20	5/8" Deep Socket
686	19" Speeder	LDS22	11/16" Deep Socket
		LDS24	3/4" Deep Socket
		LDS26	13/16" Deep Socket
		LDS28	7/8" Deep Socket
		LDS30	15/16" Deep Socket
		LDS32	1" Deep Socket
		LDS34	11/16" Deep Socket
		LDS36	11/8" Deep Socket
		LDS38	13/16" Deep Socket
		LDS40	11/4" Deep Socket
		LDS42	15/16" Deep Socket
		LDS44	13/8" Deep Socket
		LDS46	17/16" Deep Socket
		LDS48	11/2" Deep Socket
		SB091608	Socket Rail
		SB151611	Socket Rail
		SB191615	Socket Rail
		TX627	Torx® Socket T27
		TX630	Torx® Socket T30
		TX640	Torx® Socket T40
		TX645	Torx® Socket T45
		TX650	Torx® Socket T50
		TX655	Torx® Socket T55
		TX660	Torx® Socket T60



Safety latch system offers added protection against accidental drawer opening.



Double ball bearing slides on all deep drawers for easier opening and closing of drawers.




Premium casters with greater load capacities allow easy movement of heavily loaded cabinets.



Heavy-duty roller bearing slides allow heavily loaded drawers to open and close with ease.



Robust tubular locking mechanism offers reliable and secure theft protection.



Pre-drilled mounting holes allow for easy retrofitting of accessories.



Marquis top chests, roller cabinets & 2 drawer utility cart include pre-cut drawer liners.



Heavy gauge steel drawers offer superior stability and increased storage capacities.



99806SB
6 Drawer - Top Chest

Capacity: 5,474 cubic in.
 Net Weight: 86 lbs.
 Shipping Weight: 92 lbs.
999011 Lock & key included
999037 Drawer liner kit included
999001 Ball bearing slides (pair)

	width	depth	height
Overall	26"	16"	19"
1 Drawer	22 ³ / ₈ "	14 ¹ / ₂ "	27 ⁸ / ₈ "
5 Drawers	22 ³ / ₈ "	14 ¹ / ₂ "	17 ⁸ / ₈ "

99107SB
7 Drawer - Top Chest

Capacity: 10,950 cubic in.
 Net Weight: 182 lbs.
 Shipping Weight: 195 lbs.
999011 Lock & key included
999049 Drawer liner kit included
999004 Ball bearing slides (pair)

	width	depth	height
Overall	41 ¹ / ₂ "	18 ¹ / ₂ "	23 ³ / ₄ "
3 Drawers	22 ³ / ₈ "	15 ¹ / ₂ "	27 ⁸ / ₈ "
3 Drawers	12 ¹ / ₈ "	15 ¹ / ₂ "	27 ⁸ / ₈ "
1 Drawers	36 ⁷ / ₈ "	15 ¹ / ₂ "	4 ³ / ₄ "



99808SB
8 Drawer - Top Chest

Capacity: 5,453 cubic in.
 Net Weight: 94 lbs.
 Shipping Weight: 100 lbs.
999011 Lock & key included
999037A Drawer liner kit included
999001 Ball bearing slides (pair)

	width	depth	height
Overall	26"	16"	19 ¹ / ₄ "
4 Drawers	11"	14 ¹ / ₂ "	17 ⁸ / ₈ "
3 Drawers	22 ³ / ₈ "	14 ¹ / ₂ "	17 ⁸ / ₈ "
1 Drawer	22 ³ / ₈ "	14 ¹ / ₂ "	27 ⁸ / ₈ "



99105SB
5 Drawer - Top Chest

Capacity: 9,034 cubic in.
 Net Weight: 127 lbs.
 Shipping Weight: 137 lbs.
999011 Lock & key included
999039 Drawer liner kit included
999003 Ball bearing slides (pair)

	width	depth	height
Overall	33 ¹ / ₂ "	19 ¹ / ₈ "	19 ¹ / ₄ "
1 Drawer	29 ⁷ / ₈ "	17 ¹ / ₂ "	5"
4 Drawers	29 ⁷ / ₈ "	17 ¹ / ₂ "	17 ⁸ / ₈ "



99108SB
8 Drawer - Top Chest

Capacity: 9,744 cubic in.
 Net Weight: 155 lbs.
 Shipping Weight: 167 lbs.
999011 Lock & key included
999042 Drawer liner kit included
999004 Ball bearing slides (pair)

	width	depth	height
Overall	41 ¹ / ₂ "	18 ¹ / ₂ "	20 ¹ / ₂ "
4 Drawers	22 ³ / ₈ "	15 ¹ / ₂ "	27 ⁸ / ₈ "
4 Drawers	12 ¹ / ₈ "	15 ¹ / ₂ "	27 ⁸ / ₈ "



99508SB
8 Drawer - Top Chest

Capacity: 17,000 cubic in.
 Net Weight: 264 lbs.
 Shipping Weight: 286 lbs.
999011 Lock & key included
 Drawer liner kit included
999058 Ball bearing slides (pair)

	width	depth	height
Overall	53 ³ / ₈ "	24"	19 ³ / ₄ "
4 Drawers	29 ¹ / ₂ "	21"	3"
4 Drawers	16"	21"	3"

99507SB 7 Drawer - Roller Cabinet

2 Swivel/2 Fixed 5" x 2" casters
 Capacity: 9,147 cubic in.
 Net Weight: 145 lbs.
 Shipping Weight: 154 lbs.
999012 Lock & key included
999038 Drawer liner kit included
999031 Top mat included
999002 Ball bearing slides (pair)



	width	depth	height
Overall w/ Casters	26 1/2"	18"	39 1/8"
2 Drawers	22 3/8"	15 1/2"	6"
5 Drawers	22 3/8"	15 1/2"	27/8"

99208SB 8 Drawer - Roller Cabinet

2 Swivel/2 Fixed 5" x 1 1/2" casters
 Capacity: 13,294 cubic in.
 Net Weight: 235 lbs.
 Shipping Weight: 245 lbs.
999012 Lock & key included
999041 Drawer liner kit included
999032 Top mat included
999004 Ball bearing slides (pair)



	width	depth	height
Overall w/ Casters	34"	19 1/2"	39 1/8"
1 Drawer	29 1/2"	17 1/4"	6"
7 Drawers	29 1/2"	17 1/4"	27/8"



99509SB 9 Drawer - Roller Cabinet

2 Swivel/2 Fixed 5" x 2" casters
 Capacity: 9,157 cubic in.
 Net Weight: 150 lbs.
 Shipping Weight: 160 lbs.
999012 Lock & key included
999048 Drawer liner kit included
999002 Ball bearing slides (pair)
999031 Top mat included

	width	depth	height
Overall w/ Casters	26 1/2"	18"	39 1/8"
4 Drawers	11 1/4"	15 1/2"	27/8"
3 Drawers	22 3/8"	15 1/2"	27/8"
2 Drawers	22 3/8"	15 1/2"	6"



99206SB 6 Drawer - Roller Cabinet

2 Swivel/2 Fixed 5" x 1 1/2" casters
 Capacity: 13,357 cubic in.
 Net Weight: 220 lbs.
 Shipping Weight: 230 lbs.
999012 Lock & key included
999040 Drawer liner kit included
999032 Top mat included
999004 Ball bearing slides (pair)

	width	depth	height
Overall w/ Casters	34"	19 1/2"	39 1/8"
1 Drawer	29 1/2"	17 1/4"	87/8"
1 Drawer	29 1/2"	17 1/4"	6"
4 Drawers	29 1/2"	17 1/4"	27/8"



99210SB 10 Drawer - Roller Cabinet

2 Swivel/2 Fixed 5" x 1 1/2" casters
 Capacity: 13,901 cubic in.
 Net Weight: 295 lbs.
 Shipping Weight: 310 lbs.
999012 Lock & key included
999043 Drawer liner kit included
999033 Top mat included
999005 Ball bearing slides (pair)

	width	depth	height
Overall w/ Casters	42"	19"	40"
1 Drawer	367/8"	15 1/2"	43/4"
1 Drawer	12 1/8"	15 1/2"	123/8"
2 Drawers	22 3/8"	15 1/2"	61/8"
3 Drawers	22 3/8"	15 1/2"	27/8"
3 Drawers	12 1/8"	15 1/2"	27/8"



99213SB 13 Drawer - Roller Cabinet

2 Swivel/2 Fixed 5" x 1 1/2" casters
 Capacity: 13,677 cubic in.
 Net Weight: 305 lbs.
 Shipping Weight: 320 lbs.
999012 Lock & key included
999044 Drawer liner kit included
999033 Top mat included
999005 Ball bearing slides (pair)

	width	depth	height
Overall w/ Casters	42"	19"	40"
1 Drawer	367/8"	15 1/2"	43/4"
1 Drawer	22 3/8"	15 1/2"	61/8"
1 Drawer	12 1/8"	15 1/2"	61/8"
5 Drawers	22 3/8"	15 1/2"	27/8"
5 Drawers	12 1/8"	15 1/2"	27/8"

99209SB 9 Drawer - Roller Cabinet

2 Swivel/Brake, 2 Swivel, 2 Fixed 5" x 1 1/2" casters
Capacity: 25,900 cubic in.
Net Weight: 435 lbs.
Shipping Weight: 462 lbs.

- 999012** Lock & key included
Drawer liner kit included
- 999058** Ball bearing slides (pair)
- 999059** Ball bearing slide on bottom of full width drawer (single)
Top mat included

	width	depth	height
Overall w/ Casters	53 3/8"	24"	39 1/2"
1 Drawer	48 3/4"	21"	5"
2 Drawers	29 1/2"	21"	3"
1 Drawer	29 1/2"	21"	6"
1 Drawer	29 1/2"	21"	9 1/4"
3 Drawers	16"	21"	3"
1 Drawer	16"	21"	12 1/2"



99113SB 13 Drawer - Roller Cabinet

2 Swivel/Brake, 2 Swivel, 2 Fixed 5" x 1 1/2" casters
Capacity: 25,500 cubic in.
Net Weight: 455 lbs.
Shipping Weight: 475 lbs.

- 999012** Lock & key included
Drawer liner kit included
PVC top mat included
- 999058** Ball bearing slides (pair)
- 999059** Ball bearing slide on bottom of full width drawer (single)

	width	depth	height
Overall w/Casters	53 3/8"	24"	39 1/2"
1 Drawer	48 3/4"	21"	5"
5 Drawers	29 1/2"	21"	3"
1 Drawer	29 1/2"	21"	6"
5 Drawers	16"	21"	3"
1 Drawer	16"	21"	6"



99407SB 7 Drawer - Side Rider

Capacity: 4,292 cubic in.
Net Weight: 90 lbs.
Shipping Weight: 94 lbs.

- 999012** Lock & key included
- 999045** Drawer liner kit included
- 999034** Top mat included
- 999008** Ball bearing slides (pair)

	width	depth	height
Overall w/ Casters	14 3/4"	18"	33 3/4"
2 Drawers	10 1/2"	15 1/2"	6"
5 Drawers	10 1/2"	15 1/2"	27 8"

* Can be installed on the right or left.



99400B Side Rider with 2 Adjustable Shelves

Capacity: 6,850 cubic in.
Net Weight: 45 lbs.
Shipping Weight: 49 lbs.

- 999019** Lock & key included
- 999034** Top mat included

	width	depth	height
Overall	14 3/4"	18"	33 3/4"

* Can be installed on the right or left.





Hold-in-catch bumper prevents drawers from accidentally opening.



Roller bearing slides on all drawers for easy opening and closing even when heavily loaded.



Gold accent trim on drawer pulls provide a premium finished look.



Pre-cut oil and corrosion inhibiting drawer liners included.



Single bit keys provide up to 50 different locking combinations.



5" x 2" smooth rolling casters with cross tread brakes for easy movement.



Gas shocks assist in opening and closing lids on top chests.



Automotive style powder coat paint finish for superior scratch and chemical resistance.



92110 10 Drawer - Top Chest

Capacity: 9,098 cubic in.
 Net Weight: 115 lbs.
 Shipping Weight: 125 lbs.
97940 Lock & key included
99962G Drawer liner kit included
97905 Ball bearing slides (pair)

	width	depth	height
Overall	34 ⁵ / ₈ "	17 ¹ / ₂ "	21"
1 Drawer	30 ³ / ₄ "	16 ¹ / ₁₆ "	3 ³ / ₄ "
1 Drawer*	7 ³ / ₈ "	16 ³ / ₁₆ "	6 ⁵ / ₈ "
2 Drawers	30 ³ / ₄ "	16 ¹ / ₁₆ "	2"
6 Drawers*	10 ⁵ / ₈ "	16 ³ / ₁₆ "	2"

* Friction drawer slides

92109 9 Drawer - Deep Top Chest

Capacity: 14,521 cubic in.
 Net Weight: 235 lbs.
 Shipping Weight: 250 lbs.
97949 Lock & key included
99960G Drawer liner kit included
97904G Ball bearing slides (pair)
 Also available in blue 92109B.

	width	depth	height
Overall	40 ¹¹ / ₁₆ "	24"	23"
1 Drawer	10 ⁵ / ₈ "	22 ¹ / ₁₆ "	4 ⁵ / ₁₆ "
1 Drawer	10 ⁵ / ₈ "	22 ¹ / ₁₆ "	6 ¹ / ₄ "
2 Drawers	22 ¹ / ₂ "	22 ¹ / ₁₆ "	4 ⁵ / ₁₆ "
2 Drawers	10 ⁵ / ₈ "	22 ¹ / ₁₆ "	2"
3 Drawers	22 ¹ / ₂ "	22 ¹ / ₁₆ "	2"



92117B 7 Drawer - Top Chest

Capacity: 9,827 cubic in.
 Net Weight: 160 lbs.
 Shipping Weight: 185 lbs.
97949 Lock & key included
99970G Drawer liner kit included
97905 Ball bearing slides (pair)

	width	depth	height
Overall	40 ¹¹ / ₁₆ "	18"	23"
1 Drawer	36 ¹ / ₂ "	16 ¹ / ₁₆ "	4 ⁵ / ₁₆ "
1 Drawer	22 ¹ / ₂ "	16 ¹ / ₁₆ "	4 ⁵ / ₁₆ "
1 Drawer	10 ⁵ / ₈ "	16 ¹ / ₁₆ "	4 ⁵ / ₁₆ "
2 Drawers	22 ¹ / ₂ "	16 ¹ / ₁₆ "	2"
2 Drawers	10 ⁵ / ₈ "	16 ¹ / ₁₆ "	2"



92119 9 Drawer - Top Chest

Capacity: 9,660 cubic in.
 Net Weight: 175 lbs.
 Shipping Weight: 200 lbs.
97949 Lock & key included
99965G Drawer liner kit included
97905 Ball bearing slides (pair)
 Also available in blue 92119B.

	width	depth	height
Overall	40 ¹¹ / ₁₆ "	18"	23"
1 Drawer	36 ¹ / ₂ "	16 ¹ / ₁₆ "	4 ⁵ / ₁₆ "
4 Drawers	22 ¹ / ₂ "	16 ¹ / ₁₆ "	2"
4 Drawers	10 ⁵ / ₈ "	16 ¹ / ₁₆ "	2"



92208 8 Drawer - Roller Cabinet

2 Swivel/2 Fixed 5" x 2" casters
 Capacity: 14,720 cubic in.
 Net Weight: 185 lbs.
 Shipping Weight: 205 lbs.
97942 Lock & key included
99963G Drawer liner kit included
97905 Ball bearing slides (pair)

	width	depth	height
Overall w/ Casters	35"	18"	42 ¹ / ₂ "
1 Drawer	31"	16 ¹ / ₁₆ "	8 ⁵ / ₈ "
3 Drawers	31"	16 ¹ / ₁₆ "	4 ⁵ / ₁₆ "
4 Drawers	31"	16 ¹ / ₁₆ "	2"



92212 12 Drawer - Roller Cabinet

2 Swivel/2 Fixed 5" x 2" casters
 Capacity: 15,063 cubic in.
 Net Weight: 245 lbs.
 Shipping Weight: 270 lbs.
97942 Lock & key included
99969G Drawer liner kit included
97905 Ball bearing slides (pair)
 Also available in blue 92212B.

	width	depth	height
Overall w/ Casters	40 ¹¹ / ₁₆ "	18"	42 ¹ / ₂ "
1 Drawer	22 ¹ / ₂ "	16 ¹ / ₁₆ "	6 ⁷ / ₃₂ "
1 Drawer	10 ⁵ / ₈ "	16 ¹ / ₁₆ "	11 ¹ / ₈ "
1 Drawer	36 ¹ / ₂ "	16 ¹ / ₁₆ "	4 ⁵ / ₁₆ "
2 Drawers	22 ¹ / ₂ "	16 ¹ / ₁₆ "	2"
2 Drawers	10 ⁵ / ₈ "	16 ¹ / ₁₆ "	4 ⁵ / ₁₆ "
2 Drawers	10 ⁵ / ₈ "	16 ¹ / ₁₆ "	2"
3 Drawers	22 ¹ / ₂ "	16 ¹ / ₁₆ "	4 ⁵ / ₁₆ "



92213
13 Drawer - Deep Roller Cabinet

2 Swivel/2 Fixed 6" x 2" casters
 Capacity: 20,535 cubic in.
 Net Weight: 345 lbs.
 Shipping Weight: 365 lbs.
97942 Lock & key included
99961G Drawer liner kit included
97904G Ball bearing slides (pair)

Also available in blue 92213B.

	width	depth	height
Overall w/ Casters	40 ¹¹ / ₁₆ "	24"	44"
1 Drawer	22 ¹ / ₂ "	22 ¹ / ₁₆ "	6 ¹⁷ / ₃₂ "
1 Drawer	10 ⁵ / ₈ "	22 ¹ / ₁₆ "	13 ⁷ / ₁₆ "
1 Drawer	10 ⁵ / ₈ "	22 ¹ / ₁₆ "	4 ⁵ / ₁₆ "
1 Drawer	36 ¹ / ₂ "	22 ¹ / ₁₆ "	4 ⁵ / ₁₆ "
2 Drawers	22 ¹ / ₂ "	22 ¹ / ₁₆ "	4 ⁵ / ₁₆ "
3 Drawers	10 ⁵ / ₈ "	22 ¹ / ₁₆ "	2"
4 Drawers	22 ¹ / ₂ "	22 ¹ / ₁₆ "	2"



92215
15 Drawer - Roller Cabinet

2 Swivel/2 Fixed 5" x 2" casters
 Capacity: 14,849 cubic in.
 Net Weight: 255 lbs.
 Shipping Weight: 280 lbs.
97942 Lock & key included
99966G Drawer liner kit included
97905 Ball bearing slides (pair)

Also available in blue 92215B.

	width	depth	height
Overall w/ Casters	40 ¹¹ / ₁₆ "	18"	42 ¹ / ₂ "
1 Drawer	22 ¹ / ₂ "	16 ¹ / ₁₆ "	6 ¹⁷ / ₃₂ "
1 Drawer	10 ⁵ / ₈ "	16 ¹ / ₁₆ "	6 ¹⁷ / ₃₂ "
1 Drawer	36 ¹ / ₂ "	16 ¹ / ₁₆ "	4 ⁵ / ₁₆ "
2 Drawers	22 ¹ / ₂ "	16 ¹ / ₁₆ "	4 ⁵ / ₁₆ "
2 Drawers	10 ⁵ / ₈ "	16 ¹ / ₁₆ "	4 ⁵ / ₁₆ "
4 Drawers	22 ¹ / ₂ "	16 ¹ / ₁₆ "	2"
4 Drawers	10 ⁵ / ₈ "	16 ¹ / ₁₆ "	2"



92408
8 Drawer - Side Rider

Capacity: 5,024 cubic in.
 Net Weight: 110 lbs.
 Shipping Weight: 120 lbs.
97942 Lock & key included
99967G Drawer liner kit included
97905 Ball bearing slides (pair)

Also available in blue 92408B.

	width	depth	height
Overall	14 ¹¹ / ₁₆ "	18"	37 ¹ / ₈ "
1 Drawer	10 ⁵ / ₈ "	16 ¹ / ₁₆ "	8 ¹ / ₂ "
3 Drawers	10 ⁵ / ₈ "	16 ¹ / ₁₆ "	4 ⁵ / ₁₆ "
4 Drawers	10 ⁵ / ₈ "	16 ¹ / ₁₆ "	2"

* Can be installed on the right or left.

Set No. 92002
24 Drawer Tool Box Combination Set

includes: 92119 & 92215



Set No. 92004
22 Drawer Tool Box Combination Set

includes: 92109 & 92213



Set No. 92001B
22 Drawer Tool Box Combination Set

includes: 92117B & 92215B



Set No. 92003
18 Drawer Tool Box Combination Set

includes: 92110 & 92208



XL SERIES FEATURES

- Heavy gauge construction.
- Reinforced front corners.
- Automotive style powder coat paint finish for superior scratch and chemical resistance.
- Welded heavy-duty lifting handles with 90° stop for easy lifting of top chests.
- Heavy-duty casters with cross tread brakes - 5" x 2" - 1,250 lb. load rating.
- Roller bearing slides allow heavily loaded drawers to open and close with ease.
- Oval handles on roller cabinets allow comfortable gripping.
- Pre-cut oil and corrosion inhibiting drawer liners included.
- Exclusive low profile till allows maximum viewing and access on top chests.
- Gas shocks assist in opening and closing lids on top chests.

Set No. 99002B
30 Drawer Tool Box Combination Set

includes: 92117B, 92215B & 92408B






Roller bearing slides on all full width drawers.



Full extension friction slides on all narrow drawers.



Unique double wall construction for extra strength.



"C"-Channel Base - Double "C"-Channel reinforcement on inside of bottom on roller cabinets increases load bearing capacity by over 30%. "C"-Channel also keeps box rigid and square.



Single bit keys provide up to 50 different locking combinations.



Chrome trim on drawer pulls provide a professional finished look.



Automotive style powder coat paint finish for superior scratch and chemical resistance.



5" x 2" smooth rolling casters with cross tread brakes for easy movement.



95808
8 Drawer - Top Chest

Capacity: 6,987 cubic in.
Net Weight: 103 lbs.
Shipping Weight: 110 lbs.

- 97941** Lock & key included
- 97828** Optional drawer liner kit
- 97905** Ball bearing slides (pair)
- 97907** Friction slides (pair)

	width	depth	height
Overall	26 1/8"	17 1/2"	21"
1 Drawer	22 1/2"	16 1/4"	3 1/4"
3 Drawers	6 3/4"	16 1/4"	2 1/4"
4 Drawers	22 1/2"	16 1/4"	2 1/4"

95250
5 Drawer - Roller Cabinet

2 Swivel/2 Fixed 5" x 2" casters
Capacity: 7,564 cubic in.
Net Weight: 116 lbs.
Shipping Weight: 122 lbs.

- 97942** Lock & key included
- 97831** Optional drawer liner kit
- 97905** Ball bearing slides (pair)

	width	depth	height
Overall w/ Casters	26 1/2"	18"	34 1/2"
1 Drawer	22 1/2"	16 1/4"	3 1/4"
1 Drawer	22 1/2"	16 1/4"	6 11/16"
3 Drawers	22 1/2"	16 1/4"	4 1/4"



95812
12 Drawer - Top Chest

Capacity: 6,823 cubic in.
Net Weight: 110 lbs.
Shipping Weight: 116 lbs.

- 97941** Lock & key included
- 97826** Optional drawer liner kit
- 97905** Ball bearing slides (pair)
- 97907** Friction slides (pair)

	width	depth	height
Overall	26 1/8"	17 1/2"	21"
1 Drawer	22 1/2"	16 1/4"	3 1/4"
2 Drawers	22 1/2"	16 1/4"	2 1/2"
9 Drawers	6 3/4"	16 1/4"	2 1/4"



90119
9 Drawer - Top Chest

Capacity: 9,638 cubic in.
Net Weight: 155 lbs.
Shipping Weight: 165 lbs.

- 97941** Lock & key included
- 99965G** Drawer liner kit included
- 97905** Ball bearing slides (pair)
- 97907** Friction slides (pair)

	width	depth	height
Overall	40 5/16"	17 1/2"	21"
1 Drawer*	36 1/2"	16 3/16"	4 5/16"
4 Drawers	22 1/2"	16 3/16"	2"
4 Drawers	10 5/8"	16 3/16"	2"

* Roller bearing drawer



95907
7 Drawer - Roller Cabinet

2 Swivel/2 Fixed 5" x 2" casters
Capacity: 11,197 cubic in.
Net Weight: 154 lbs.
Shipping Weight: 162 lbs.

- 97942** Lock & key included
- 97829** Optional drawer liner kit
- 97905** Ball bearing slides (pair)

	width	depth	height
Overall w/ Casters	26 1/2"	18"	42 1/2"
1 Drawer	22 1/2"	16 1/4"	4 1/4"
2 Drawers	22 1/2"	16 1/4"	6 11/16"
4 Drawers	22 1/2"	16 1/4"	3 1/4"



95911
11 Drawer - Roller Cabinet

2 Swivel/2 Fixed 5" x 2" casters
Capacity: 10,972 cubic in.
Net Weight: 170 lbs.
Shipping Weight: 178 lbs.

- 97942** Lock & key included
- 97827** Optional drawer liner kit
- 97905** Ball bearing slides (pair)
- 97907** Friction slides (pair)

	width	depth	height
Overall w/ Casters	26 1/2"	18"	42 1/2"
1 Drawer	22 1/2"	16 1/4"	6 11/16"
4 Drawers	10 3/4"	16 1/4"	2 1/4"
6 Drawers	22 1/2"	16 1/4"	3 1/4"



90215
15 Drawer - Roller Cabinet

2 Swivel/2 Fixed 5" x 2" casters
Capacity: 14,965 cubic in.
Net Weight: 245 lbs.
Shipping Weight: 265 lbs.

- 97942** Lock & key included
- 99966G** Drawer liner kit included
- 97905** Ball Bearing Slides (pair)
- 97907** Friction slides (pair)

	width	depth	height
Overall w/ Casters	40 ¹¹ / ₁₆ "	18"	42 ¹ / ₂ "
1 Drawer	22 ¹ / ₂ "	16 ³ / ₁₆ "	6 ¹⁷ / ₃₂ "
1 Drawer	10 ⁵ / ₈ "	16 ³ / ₁₆ "	6 ¹⁷ / ₃₂ "
1 Drawer*	36 ¹ / ₂ "	16 ³ / ₁₆ "	4 ⁵ / ₁₆ "
2 Drawers	22 ¹ / ₂ "	16 ³ / ₁₆ "	4 ⁵ / ₁₆ "
2 Drawers	10 ⁵ / ₈ "	16 ³ / ₁₆ "	4 ⁵ / ₁₆ "
4 Drawers	22 ¹ / ₂ "	16 ³ / ₁₆ "	2"
4 Drawers	10 ⁵ / ₈ "	16 ³ / ₁₆ "	2"

*Roller Bearing Drawer



90428
8 Drawer - Side Rider

Capacity: 5,063 cubic in.
Net Weight: 110 lbs.
Shipping Weight: 120 lbs.

- 97942** Lock & key included
- 97813** Drawer liner kit included
- 97907** Friction slides (pair)

	width	depth	height
Overall	14 ¹¹ / ₁₆ "	18"	37 ¹ / ₈ "
1 Drawer*	10 ⁵ / ₈ "	16 ³ / ₁₆ "	8 ¹ / ₂ "
3 Drawers*	10 ⁵ / ₈ "	16 ³ / ₁₆ "	4 ⁵ / ₁₆ "
4 Drawers*	10 ⁵ / ₈ "	16 ³ / ₁₆ "	2"

*Friction slide drawers
*Can be installed on the right or left.



95408
8 Drawer - Right Side Rider

Capacity: 8,500 cubic in.
Net Weight: 113 lbs.
Shipping Weight: 120 lbs.

- 97942** Lock & key included
- 97945** Side storage lock & key included
- 97813** Optional drawer liner kit
- 97907** Friction slides (pair)

	width	depth	height
Overall	18 ³ / ₈ "	18"	37 ¹ / ₂ "
Side Storage	17 ³ / ₄ "	5"	36"
1 Drawer*	10 ³ / ₄ "	16 ¹ / ₄ "	10"
2 Drawers*	10 ³ / ₄ "	16 ¹ / ₄ "	2"
5 Drawers*	10 ³ / ₄ "	16 ¹ / ₄ "	3 ³ / ₁₆ "

*Friction slide drawers

Set No. 95003
23 Drawer Tool Box Combination Set

includes: 95812 & 95911



Set No. 95004
15 Drawer Tool Box Combination Set

includes: 95808 & 95907



Set No. 95010
10 Drawer Tool Box Combination Set

includes: 95250 (twice), 97837 & 97824



GT Series Features

- Chrome trim on drawer pulls provide a professional finished look.
- Single bit keys provide up to 50 different locking combinations for maximum security.
- Welded heavy-duty side handles with 90° stop for easy lifting of top chests.
- Full extension friction slides on all narrow drawers.
- Roller bearing slides on all full width drawers.
- Two 16 gauge reinforcing "C" channels for extra strength; ideal for rolling across uneven floors.
- Heavy-duty casters with cross tread brakes - 5" x 2" - 1,250 lb. load rating.
- Baked enamel finish for superior scratch and chemical resistance.
- Double wall construction for added strength.
- Full length handle pulls allow drawers to be opened from any angle.

Set No. 95013
35 Drawer Tool Box Combination Set

includes: 95812, 95907, 95408, 95418, 97825 & 97824



Set No. 97018
24 Drawer Tool Box Combination Set

includes: 90119 & 90215





Full extension friction slides on all drawers.



Single bit keys provide up to 50 different locking combinations.



Deep drawers have double slide mechanism.



Heavy-duty casters with cross tread brakes
5" x 2" - 1,250 lb. load rating.



Chrome plated cast drawer handles.



"C"-Channel Base - Double "C"-Channel reinforcement on inside of bottom on all roller cabinets increases load bearing capacity by over 30%. "C"-Channel also keeps box rigid and square.



Unique double wall construction for extra strength.



Automotive style powder coat paint finish for superior scratch and chemical resistance.



97166
6 Drawer - Drop Front Top Chest

Capacity: 3,936 cubic in.
Net Weight: 54 lbs.
Shipping Weight: 58 lbs.

- 97941** Lock & key included
- 97836** Optional drawer liner kit
- 97908** Friction slides (pair)

	width	depth	height
Overall	26 1/8"	13 1/4"	16 1/8"
1 Drawer	22 1/2"	11 3/4"	3 1/4"
2 Drawers	22 1/2"	11 3/4"	2 1/4"
3 Drawers	6 3/4"	11 3/4"	2 1/4"

97120
12 Drawer - Deep Top Chest

Capacity: 7,056 cubic in.
Net Weight: 100 1/2 lbs.
Shipping Weight: 106 lbs.

- 97941** Lock & key included
- 97832** Optional drawer liner kit
- 97907** Friction slides (pair)

	width	depth	height
Overall	26 1/8"	17 1/2"	21"
1 Drawer	22 1/2"	17"	3 1/4"
2 Drawers	22 1/2"	17"	2 1/4"
9 Drawers	6 3/4"	17"	2 1/4"



97106
6 Drawer - Top Chest

Capacity: 4,443 cubic in.
Net Weight: 52 1/2 lbs.
Shipping Weight: 58 lbs.

- 97940** Lock & key included
- 97809** Optional drawer liner kit
- 97908** Friction slides (pair)

	width	depth	height
Overall	26 1/8"	13 1/4"	16 1/8"
1 Drawer	22 1/2"	13"	3 1/4"
2 Drawers	22 1/2"	13"	2 1/4"
3 Drawers	6 3/4"	13"	2 1/4"



97109
9 Drawer - Deep Top Chest

Capacity: 7,639 cubic in.
Net Weight: 93 1/2 lbs.
Shipping Weight: 100 lbs.

- 97941** Lock & key included
- 97810** Optional drawer liner kit
- 97907** Friction slides (pair)

	width	depth	height
Overall	26 1/8"	17 1/2"	21"
1 Drawer	22 1/2"	17"	3 1/4"
2 Drawers	22 1/2"	17"	2 1/4"
6 Drawers	10 3/4"	17"	2 1/4"

97503
3 Drawer - Intermediate Chest

Capacity: 3,108 cubic in.
Net Weight: 55 lbs.
Shipping Weight: 60 lbs.

- 97942** Lock & key included
- 97839** Optional drawer liner kit
- 97907** Friction slides (pair)

	width	depth	height
Overall	26 1/2"	18"	12"
1 Drawer	22 1/2"	17"	3 1/4"
2 Drawers	22 1/2"	17"	2 1/4"



97509
9 Drawer - Intermediate Chest

Capacity: 5,402 cubic in.
Net Weight: 105 lbs.
Shipping Weight: 115 lbs.

- 97942** Lock & key included
- 97810** Optional drawer liner kit
- 97907** Friction slides (pair)

	width	depth	height
Overall	26 1/2"	18"	19 3/8"
1 Drawer	22 1/2"	17"	3 1/4"
2 Drawers	22 1/2"	17"	2 1/4"
6 Drawers	10 3/4"	17"	2 1/4"



↑
CAN BE STACKED.
↓



97204
4 Drawer - Roller Cabinet

2 Swivel/2 Fixed 5" x 2" casters
Capacity: 9,169 cubic in.
Net Weight: 108 lbs.
Shipping Weight: 115½ lbs.
97942 Lock & key included
97811 Optional drawer liner kit
97907 Friction slides (pair)

	width	depth	height
Overall w/ Casters	26½"	18"	34½"
1 Drawer	22½"	17"	10⅛"
1 Drawer	22½"	17"	6⅜"
2 Drawers	22½"	17"	3⅛"



97270
7 Drawer - Roller Cabinet

2 Swivel/2 Fixed 5" x 2" casters
Capacity: 11,857 cubic in.
Net Weight: 142 lbs.
Shipping Weight: 152 lbs.
97942 Lock & key included
97835 Optional drawer liner kit
97907 Friction slides (pair)

	width	depth	height
Overall w/ Casters	26½"	18"	42½"
2 Drawers	22½"	17"	4¼"
2 Drawers	22½"	17"	6⅜"
3 Drawers	22½"	17"	3¼"



97250
5 Drawer - Roller Cabinet

2 Swivel/2 Fixed 5" x 2" casters
Capacity: 8,869 cubic in.
Net Weight: 112 lbs.
Shipping Weight: 120 lbs.
97942 Lock & key included
97808 Optional drawer liner kit
97907 Friction slides (pair)

	width	depth	height
Overall w/ Casters	26½"	18"	34½"
1 Drawer	22½"	17"	6⅜"
4 Drawers	22½"	17"	4¼"



97290
9 Drawer - Roller Cabinet

2 Swivel/2 Fixed 5" x 2" casters
Capacity: 11,676 cubic in.
Net Weight: 148 lbs.
Shipping Weight: 156½ lbs.
97942 Lock & key included
97833 Optional drawer liner kit
97907 Friction slides (pair)

	width	depth	height
Overall w/ Casters	26½"	18"	42½"
1 Drawer	22½"	17"	4⅝"
2 Drawers	10¾"	17"	2¼"
2 Drawers	22½"	17"	2¼"
2 Drawers	22½"	17"	3¼"
2 Drawers	22½"	17"	6⅜"



97211
11 Drawer - Roller Cabinet

2 Swivel/2 Fixed 5" x 2" casters
Capacity: 12,276 cubic in.
Net Weight: 155 lbs.
Shipping Weight: 164 lbs.
97942 Lock & key included
97812 Optional drawer liner kit
97907 Friction slides (pair)

	width	depth	height
Overall w/ Casters	26 1/2"	18"	42 1/2"
1 Drawer	22 1/2"	17"	6 3/8"
2 Drawers	22 1/2"	17"	2 1/4"
2 Drawers	22 1/2"	17"	3 1/4"
2 Drawers	22 1/2"	17"	4 1/4"
4 Drawers	10 3/4"	17"	2 1/4"



97216
15 Drawer - Roller Cabinet

2 Swivel/2 Fixed 5" x 2" casters
Capacity: 11,400 cubic in.
Net Weight: 170 lbs.
Shipping Weight: 180 lbs.
97942 Lock & key included
97838 Optional drawer liner kit
97907 Friction slides (pair)

	width	depth	height
Overall w/ Casters	26 1/2"	18"	42 1/2"
1 Drawer	22 1/2"	17"	2 1/4"
1 Drawer	22 1/2"	17"	6 3/8"
2 Drawers	22 1/2"	17"	3 1/4"
2 Drawers	22 1/2"	17"	4 1/4"
9 Drawers	6 3/4"	17"	2 1/4"

97408
8 Drawer
Right Side Rider

Capacity: 9,099 cubic in.
Net Weight: 111 lbs.
Shipping Weight: 118 lbs.
97942 Lock & key included
97945 Side storage lock & key included
97906 Ribbed rubber bottom pad for side storage
97813 Optional drawer liner kit
97907 Friction slides (pair)

	width	depth	height
Overall	18 3/8"	18"	37 1/4"
Side Storage	17 3/4"	5"	36"
1 Drawer	10 3/4"	17"	4 1/4"
1 Drawer	10 3/4"	17"	10 3/4"
2 Drawers	10 3/4"	17"	3 1/4"
4 Drawers	10 3/4"	17"	2 1/4"



For left side use Part No. 97418



97400
Side Rider with 2
Adjustable Shelves

Capacity: 5,002 cubic in.
Net Weight: 27 lbs.
Shipping Weight: 33 lbs.
97945 Lock & key included

	width	depth	height
Overall	15"	14 5/8"	26"

* Can be installed on the right or left.



97402
2 Drawer Side Rider with 1
Adjustable Shelf

Capacity: 4,257 cubic in.
Net Weight: 34 lbs.
Shipping Weight: 39 lbs.
97945 Lock & key included

	width	depth	height
Overall	15"	14 5/8"	26"
2 Drawers	10 5/8"	13 1/2"	1 3/4"

* Can be installed on the right or left.



Set No.	Roll Cabinet	Top Chest	Heavy Duty Base	Left Side Cabinet	Right Side Cabinet	Casters
97002	= 97290	+ 97109	+ ---	+ ---	+ ---	+ ---
97003	= 97211	+ 97120	+ ---	+ ---	+ ---	+ ---
97004	= 97250	+ 97166	+ ---	+ ---	+ ---	+ ---
97007	= 97211	+ 97120	+ 97823	+ 97418	+ ---	+ ---
97008	= 97290	+ 97109	+ 97823	+ 97418	+ ---	+ ---

Set No.	Roll Cabinet	Top Chest	Heavy Duty Base	Left Side Cabinet	Right Side Cabinet	Casters
97005	= 97290	+ 97109	+ 97825	+ 97418	+ 97408	+ 97824
97006	= 97211	+ 97120	+ 97825	+ 97418	+ 97408	+ 97824
97010	= 97211	+ 97120	+ 97823	+ ---	+ 97408	+ ---
97011	= 97290	+ 97109	+ 97823	+ ---	+ 97408	+ ---
97014	= 97211 (x2)	+ ---	+ 97837	+ ---	+ ---	+ 97824

Truck Box Features & Benefits

- Heavy gauge steel for maximum durability.
- Hinges on drop front cover provide protection from exterior elements for longer life.
- Neoprene seal on drop front cover protects contents from dirt, dust and moisture.
- Welded heavy-duty lifting handles with 90° stop for easy lifting of box.
- Full extension friction slides on all drawers.



97505BL 5 Drawer - Drop Front Truck Box

Capacity: 6,500 cubic in.
Net Weight: 105 lbs.
Shipping Weight: 110 lbs.

- 97842** Lock & key included
- 97841** Optional Drawer liner kit

	width	depth	height
Overall	26 1/4"	17 1/2"	22"
2 Drawers	22 1/2"	16 1/4"	4 1/4"
3 Drawers	22 1/2"	16 1/4"	2 1/4"



Rubber foot pads provide excellent grip and stability during transport.



Workbench, wall cabinet and chest sold separately.

98001B Workbench

Net Weight: 159 lbs.
Shipping Weight: 170 lbs.
1/2" fibre board work surface included.

	width	depth	height
Overall	62 1/2"	30 1/2"	36"

98002B Wall Cabinet

Net Weight: 93 lbs.
Shipping Weight: 99 lbs.
999011 Lock & key included

	width	depth	height
Overall	62 1/2"	8"	24"

98003B 3 Drawer Chest

Capacity: 1,602 cubic in.
Net Weight: 35 lbs.
Shipping Weight: 38 lbs.
999012 Lock & key included
Drawer liner kit included

	width	depth	height
Overall	26"	12"	10 1/2"

Wall Cabinet Pegboard Hooks

Part No.	Description
HK01	1" Single hook
HK02	1" Double hook
HK03	4" Single hook
HK04	4" Double hook
HK05	U-Shaped hook





97513
2 Tray - Heavy Duty Utility Cart

Net Weight: 55 lbs.
Shipping Weight: 60 lbs.
Casters: 5" x 1 1/2"
97516 Optional Centre Shelf

	width	depth	height
Overall	30 5/32"	19 3/8"	36"

97502B
2 Drawer - Utility Cart

2 Swivel/2 Fixed 4" x 1" casters
Net Weight: 97 lbs.
Shipping Weight: 102 lbs.
999011 Lock & key included
999046 Drawer liner kit included
999006 Ball bearing slides (pair)

	width	depth	height
Overall w/ Casters	30 1/4"	19"	35 3/4"
2 Drawers	25 1/2"	17 1/2"	31 1/4"



97514
3 Tray - Heavy Duty Utility Cart with Centre Shelf

Net Weight: 65 lbs.
Shipping Weight: 70 lbs.
Casters: 5" x 1 1/2"

	width	depth	height
Overall	30 5/32"	19 3/8"	36"



97515
Heavy Duty Utility Cart with 3 Drawer Intermediate Chest

Net Weight: 115 lbs.
Shipping Weight: 122 lbs.
Casters: 5" x 1 1/2"

	width	depth	height
Overall	30 5/32"	19 3/8"	36"



97503B
3 Tray - Utility Cart

2 Swivel/2 Fixed 4" x 1" casters
Net Weight: 42 lbs.
Shipping Weight: 47 lbs.
999035 Top mat included

	width	depth	height
Overall w/ Casters	27 1/2"	19 1/4"	32 3/4"



97403B
3 Tray - Utility Cart

2 Swivel/2 Fixed 4" x 1" casters
Net Weight: 25 lbs.
Shipping Weight: 28 lbs.
97403B-U Optional 8 gallon refuse bin

	width	depth	height
Overall w/ Casters	33 1/2"	19"	39 3/8"

13 1/2" w x 9 1/2" d x 18 1/2" h



9101
19" Low Profile Box

Capacity: 328 cubic in.
Net Weight: 3½ lbs.
Shipping Weight: 4 lbs.

	width	depth	height
Overall	19¾"	6⅞"	3½"



9107
16" Utility Box

Capacity: 840 cubic in.
Net Weight: 7 lbs.
Shipping Weight: 7½ lbs.
97816 Tote tray included

	width	depth	height
Overall	16"	7"	7½"



9109
19" Hand Box

Capacity: 1,004 cubic in.
Net Weight: 8 lbs.
Shipping Weight: 8½ lbs.
97817 Tote tray included

	width	depth	height
Overall	19"	7⅞"	7½"



9120
20" Heavy Duty Tool Box

Capacity: 1,627 cubic in.
Net Weight: 11 lbs.
Shipping Weight: 12 lbs.
97819 Tote tray included

	width	depth	height
Overall	20"	8½"	9½"



9104
24" Tool Box with Side Handles

Capacity: 1,866 cubic in.
Net Weight: 17 lbs.
Shipping Weight: 18 lbs.
97820 Tote tray included

	width	depth	height
Overall	24¼"	9½"	9½"



9118
18" Cantilever Tool Box

Capacity: 1,530 cubic in.
Net Weight: 21 lbs.
Shipping Weight: 22 lbs.

	width	depth	height
Overall	18"	10⅞"	13¼"



97103A
3 Drawer Hand Box

Capacity: 1,555 cubic in.
Net Weight: 23 lbs.
Shipping Weight: 24½ lbs.
97103-LOCK Lock & key included
97103-BB Roller Bearing slide

	width	depth	height
Overall	22"	8¾"	13¼"
3 Drawers	21"	8"	2¼"



93001
9" Slim Line Box for ¼" Socket Set

Capacity: 80 cubic in.
Net Weight: 3 lbs.
Shipping Weight: 3 lbs.

	width	depth	height
Overall	9"	9¾"	1¾"



9119
21" Hip Roof Tool Box

Capacity: 1,319 cubic in.
Net Weight: 12½ lbs.
Shipping Weight: 13 lbs.
97822 Tote tray included

	width	depth	height
Overall	21"	8½"	8¼"



97103B
3 Drawer - Portable Hand Box

Capacity: 1,734 cubic in.
Net Weight: 24 lbs.
Shipping Weight: 27 lbs.
999013 Lock & key included
999047 Drawer liner kit included 999007
999007 Ball bearing slides (pair)

	width	depth	height
Overall	20½"	10"	12"
1 Drawer	17⅝"	8¾"	2⅝"
2 Drawers	17⅝"	8¾"	2"



93002
12 Slim Line Box for ⅜" Socket Set

Capacity: 200 cubic in.
Net Weight: 4½ lbs.
Shipping Weight: 4½ lbs.

	width	depth	height
Overall	10¾"	11⅝"	1⅞"



Tools not included.

DXG-22-1
22 1/2" Steel Hand Box

Capacity: 2,652 cubic in.
Net Weight: 10 lbs.
Tote tray included

	width	depth	height
Overall	22 1/2"	11 1/2"	10 1/4"



Tools not included.

GMY-26RPS/4
26" Plastic Hand Box

Capacity: 2,730 cubic in.
Net Weight: 9 lbs.
Tote tray included

	width	depth	height
Overall	26"	10 1/2"	10"



Tools not included.

PR-16E
16" Plastic Hand Box

Capacity: 1,072 cubic in.
Net Weight: 2.7 lbs.
Tote tray included

	width	depth	height
Overall	16"	8 3/8"	8"



Tools not included.

PR-19E
19" Plastic Hand Box

Capacity: 1,715 cubic in.
Net Weight: 4 1/2 lbs.
Tote tray included

	width	depth	height
Overall	19"	9 1/2"	9 1/2"



Tools not included.

PR-23E
23" Plastic Hand Box

Capacity: 2,657 cubic in.
Net Weight: 5 1/2 lbs.
Tote tray included

	width	depth	height
Overall	23"	10 1/2"	11"

90012C
Compartment Box With Plastic Tray & 12 Adjustable Dividers

Net Weight: 7 lbs.
Shipping Weight: 8 lbs.
90012C-DIV Plastic tray with 12 dividers

	width	depth	height
Overall	18 1/8"	12 1/8"	3"



90004C
4 Drawer Compartment Rack

Net Weight: 29 lbs.
Shipping Weight: 31 lbs.
Ball bearing slides

	width	depth	height
Overall	20 1/2"	12 1/2"	14 5/8"



90005-PAK
Compartment Rack With 4 Compartment Boxes

Net Weight: 60 lbs.
Shipping Weight: 62 lbs.
Ball bearing slides
Includes locking bar

	width	depth	height
Overall	20 1/2"	12 1/2"	14 5/8"



90005-BSE
Compartment Box Base

	width	depth	height
Overall	21"	13 1/4"	7 1/4"



Replacement Dividers & Trays

90012C-DIV Package of 12 plastic dividers for use with 90012C
90012C-INS Plastic Tray and 12 dividers for use with 90012C



9130
Side Shelf

Fits any roller cabinet
Net Weight: 9 lbs.

	Dimensions
Overall	15 1/4" x 17 3/4" x 7"



Hose not included.

97500
Hose & Cable Holder

Fits any roller cabinet
Net Weight: 1 lb.

	Dimensions
Overall	9 5/8" x 5"



97806
Half Width Double Depth Drawer

Net Weight: 4 1/2 lbs.
Fits 97109, 97211, 97408 & 97418

	Dimensions
Overall	10 3/4" x 17 x 4 3/4"



97801
Solid 1 1/2" Thick Maple Work Bench Top

Net Weight: 9 1/2 lbs.
Fits 97408, 97418, 95408 & 95418

	Dimensions
Overall	17 7/8" x 17 5/8"



97802
Solid 1 1/2" Thick Maple Work Bench Top

Net Weight: 29 lbs.
Fits 97211, 97270, 97290, 97408, 97418, 95907, 95911, 95408 & 95418

	Dimensions
Overall	17 7/8" x 44 3/4"



97516
Optional Utility Cart Centre Shelf

Capacity: 1,962 cubic in.
Net Weight: 14 lbs.

	width	depth	height
Overall	30 5/32"	19 3/8"	3 3/8"



4" x 1" Casters

- 999024** Swivel caster with brake (1 piece)
Load Rating 160 lbs per caster
- 999025** Fixed caster (1 piece)
Load Rating 160 lbs per caster



5" x 1 1/2" Heavy Duty Casters

- 999022** Swivel caster with brake (1 piece)
Load Rating 400 lbs per caster
- 999023** Fixed caster (1 piece)
Load Rating 400 lbs per caster



5" x 2" Casters

- 999020** Swivel caster with brake (1 piece)
Load Rating 200 lbs per caster
- 999021** Fixed caster (1 piece)
Load Rating 200 lbs per caster



97928
5" x 1 1/2" Caster Set (of 4)

- 1,200 lb. Load Rating
- Contains: 2 fixed and 2 swivel casters with brakes
- 97930** Brake casters 1 piece
- 97929** Fixed casters 1 piece



97909
5" x 2" Caster Set (of 4)

- 1,400 lb. Load Rating
- Contains: 2 fixed and 2 swivel casters with brakes
- 97910** Fixed casters 1 piece
- 97911** Brake casters 1 piece



97824
6" x 2" Needle Bearing Caster Set (of 4)

- 3,200 lb. Load Rating
- Fits carriage Part No. 97823, 97825 and 97837
- Contains: 2 fixed and 2 swivel casters with brakes
- 97847** Brake casters 1 piece
- 97848** Fixed casters 1 piece



97844
6" x 2" TPR Needle Bearing Caster Set (of 4)

- 2,400 lb. Load Rating
- Fits carriage Part No. 97823, 97825 and 97837
- Contains: 2 fixed and 2 swivel casters with brakes



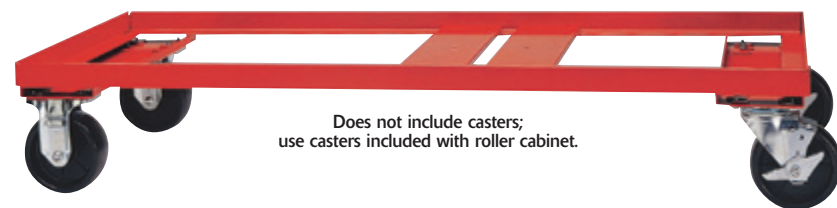
Tool Box Cover

Part No.	width	depth	height
990026	28"	19"	54"
990042	43"	19"	54"
990053	54"	24"	34"



97955 Security Lock Bar

- Can be installed on any roller cabinet
- Installs left or right
- Offers extra security
- 32" l x 3" w



Base Carriages

Part No.	Shipping Weight, lbs.	width	depth	Joins
97823	30	45 1/4"	18 1/4"	97211, 97270, 97290, 95911, 95907, Roller Cabinets with 97408, 97418, 95408 and 95418 Side Riders.
97825	39 1/2	63 5/8"	18 1/4"	97211, 97270, 97290, 95911, 95907, Roller Cabinets with 97408, 97418, 95408 and 95418 Side Riders.
97837	34 1/2	53"	18 1/4"	Any two Pro Series or GT Series roller cabinets to make super wide roller cabinet.
97845	32	42"	24"	Can be used with 92213 Roller Cabinet.
97846	28	42"	18"	Can be used with 90215 and 92215 Roller Cabinets.
99034	21	34"	18"	Can be used with 99206SB and 99208SB Roller Cabinets.
99042	24	42"	18"	Can be used with 99210SB and 99213SB Roller Cabinets.



97860M Multi Tool Magnetic Holder

Net Weight: 2 lbs.

	width	depth	height
Overall	12 1/8"	4 5/16"	1 1/2"



97843M Can and Tool Magnetic Holder

Net Weight: 3 lbs.


	width	depth	height
Overall	16 1/8"	3 3/8"	4"



97843B Can & Accessory Holder

Fits 26" & 34" Marquis Series cabinets
Net Weight: 2.7 lbs.

	width	depth	height
Overall	15 3/4"	3 1/2"	3 1/2"



9130B Side Shelf

Fits 26" & 34" Marquis Series cabinets
Net Weight: 9 lbs.

	width	depth	height
Overall	17"	16"	3/4"



94702 10 Compartment Tray Organizer

- 11" x 16"
- Fuel and solvent resistant
- Sturdy plastic
- Stackable




94701 3 Compartment Tray Organizer

- 10 1/2" x 10 1/2"
- Fuel and solvent resistant
- Sturdy plastic
- Stackable

Twist Lock Socket Bars

Part No.	Length	# Clips	Colour	Size	Replacement Clip Part No.	No. Replacement Clips
91408B	8"	9	Blue	1/4" Dr.	90014	15/pack
91408R	8"	9	Red	1/4" Dr.	90014	15/pack
93814B	13"	14	Blue	3/8" Dr.	90038	15/pack
93814R	13"	14	Red	3/8" Dr.	90038	15/pack
91215B	18"	15	Blue	1/2" Dr.	90012	15/pack
91215R	18"	15	Red	1/2" Dr.	90012	15/pack



Socket Bars With Clips

Part No.	Length	# clips	Size
SB060810	6"	10	1/4" Dr.
SB070812	9"	12	1/4" Dr.
SB111212	12"	13	3/8" Dr.
SB111211	11 1/2"	11	3/8" Dr.
SB081209	8"	9	3/8" Dr.
SB191615	19"	15	1/2" Dr.
SB111609	11"	9	1/2" Dr.
SB151611	15"	11	1/2" Dr.
SB071607	7"	7	1/2" Dr.
SB091608	9"	8	1/2" Dr.
SB112406	11"	6	3/4" Dr.





Sockets not included

Socket Organizers

Part No.	Description	Description
91401	SAE Socket Organizer	1/4" Dr. Reg & Deep
91402	Metric Socket Organizer	1/4" Dr. Reg & Deep
93801	SAE Socket Organizer	3/8" Dr. Reg & Deep
93802	Metric Socket Organizer	3/8" Dr. Reg & Deep
91201	SAE Socket Organizer	1/2" Dr. Reg & Deep
91202	Metric Socket Organizer	1/2" Dr. Reg & Deep

Plastic Socket Organizer Set

Part No.	Description
94972	Socket and Ratchet Rack 1/4"-3/8"-1/2" Dr. Holds 169 pieces Overall Size: 21 1/2" x 16"





Sockets not included

Plastic Socket Organizer Sets

Part No.	Description
94142	Socket Rack Set 1/4" Dr. (Holds 42 pieces)
94231	Socket Rack Set 3/8" Dr. (Holds 31 pieces)
94330	Socket Rack Set 1/2" Dr. (Holds 30 pieces)
94410	Socket Rack Set 3/4" Dr. (Holds 10 pieces)

Gripper Wrench Organizer

Part No.	Description
94815	Gripper Wrench Organizer (Holds 15 pieces)
94811	Gripper Wrench Organizer (Holds 11 pieces)
94809	Gripper Wrench Organizer (Holds 9 pieces)
94806	Gripper Wrench Organizer (Holds 6 pieces)
94805	Gripper Wrench Organizer (Holds 5 pieces)
94804	Gripper Wrench Organizer (Holds 4 pieces)




94812 Gripper Stubby Wrench Organizer

Holds 11 wrenches

Dimensions	
Overall	10" x 2 1/4"

Wrench Organizers

Part No.	Description
94715	Wrench Organizer (Holds 15 pieces)
94711	Wrench Organizer (Holds 11 pieces)



94772 Wrench Organizer

Holds 72 pieces

Dimensions	
Overall	21 1/2" x 16"



Tools sold separately.

89922 Magnetic Rectangular Tray

Dimensions	
Overall	9 1/2" x 1 1/4" x 5 1/2"



Parts not included.

89923 Magnetic Parts Bowl

Description	
Overall	6" diameter, attaches to any steel surface



FEATURES & BENEFITS

- One of the largest socket ranges available. From 1/4" to 2 1/2" drive and up to 8" hex diameter.
- Professional grade sockets are available in chrome, impact, hex head & Torx® and designed to meet or exceed all government specifications.
- Sockets are available in SAE & Metric, 6, 8 & 12 point, in standard or deep lengths.
- A unique socket design eliminates fastener rounding while providing a secure and powerful hold; even on worn or rounded fasteners.
- Innovative handle, gear & pawl designs allow the 20, 32, 36, 40 & 72 tooth ratchets to deliver remarkable torque, speed and safety.
- Ratchets are drop forged, polished and chrome plated to a superior corrosion resistant finish.
- Over 155 conveniently packaged and assembled ratchet, attachment and socket sets to choose from.

1/4" Drive	064
3/8" Drive	076
1/2" Drive	102
3/4" Drive	129
1" Drive	139
1 1/2" Drive.	145
2 1/2" Drive.	148

Closed Back Design Ratchet

FEATURES

Greater Performance

Up to 40% more torque versus our previous generation ratchets.

Protected for life

Our in-house nickel-plating process delivers a jewelry like finish and industry leading corrosion protection.

Improved performance

The closed back design prevents dirt and debris from damaging the ratcheting mechanism resulting in superior tool life.

Sleeker Design

New contour handle, thinner head and compact design make it ideal for any application.



Flex Handle

Part No.	Description	Length
V26	Flex Handle - Chrome	5 1/2"

Federal Spec. CDA 39-GP-12b U.S. GGG-W-641E ANSI B107.10M



Reversible Ratchet

Part No.	Description	Length
V2536	Reversible Ratchet 36 Tooth - Chrome	5"
V2536B	Reversible Ratchet 36 Tooth - Black	5"

Federal Spec. CDA 39-GP-12b U.S. GGG-W-641E ANSI B107.10M



Hand Driver - Flex

Part No.	Description	Length
SD14	Hand Driver, flexible shank	6 5/8"

Federal Spec. CDA 39-GP-12b U.S. GGG-W-641E



Hand Driver

Part No.	Description	Length
V780	Hand Driver, solid shank	6"

Federal Spec. CDA 39-GP-12b U.S. GGG-W-641E ANSI B107.10M



Screwdriver Handle Ratchet

Part No.	Description	Length
10836	Reversible Ratchet, 36 tooth - Chrome with Orange Florescent Handle	6 1/2"



Screwdriver Handle Round Head Ratchet

Part No.	Description	Length
10872	Reversible Ratchet, 72 tooth - Chrome with Orange Florescent Handle	6 1/4"



Sliding T Handle

Part No.	Description	Length
V17	Sliding T Handle - Chrome	4 1/2"

Federal Spec. CDA 39-GP-12b U.S. GGG-W-641E ANSI B107.10M



Extensions - Male Square End


Part No.	Male	Description	Length
79242	1/4"	1/4" male hex drive - extension	2"
79244	1/4"	1/4" male hex drive - extension	4"



Extension - Flex

Part No.	Description	Length
MF6	Extension - Flexible	6"

Federal Spec. CDA 39-GP-12b U.S. GGG-W-641E ANSI B107.10M



Extensions

Part No.	Description	Length
V602	Chrome Extension	2"
V603	Chrome Extension	3"
V606	Chrome Extension	6"
V610	Chrome Extension	10"
V614	Chrome Extension	14"
V602W	Chrome Wobble Extension	2"
V604W	Chrome Wobble Extension	4"
V606W	Chrome Wobble Extension	6"

Federal Spec. CDA 39-GP-12b U.S. GGG-W-641E ANSI B107.10M

14003S 3 Pieces Wobble Extension Set

Part No.	Length
V602W	2"
V604W	4"
V606W	6"

Universal Joint

Part No.	Description	Length
V760	Universal joint	1 1/2"

Federal Spec. CDA 39-GP-12b U.S. GGG-W-641E ANSI B107.10M



Chrome Swivel Universal Joint

Part No.	Female	Male	Length
SWJ14	1/4"	1/4"	1 1/4"



No. SWJ3S 3 Pieces Chrome Swivel Universal Joint Set

Part No.	Description	Length
SWJ14	1/4" Female, 1/4" Male	1 1/4"
SWJ38	3/8" Female, 3/8" Male	1 3/4"
SWJ12	1/2" Female, 1/2" Male	2 3/8"

Includes foam tray organizer.



42506 6 Pieces Adapter Set

Part No.	Description	Length
4206	1/2" Female, 3/8" Male	1.42"
4215	3/8" Female, 1/2" Male	1.47"
4216	3/8" Female, 1/4" Male	1.05"
4217	1/4" Female, 3/8" Male	1.03"
4298	1/2" Female, 3/4" Male	1.80"
4299	3/4" Female, 1/2" Male	2.04"

Includes socket rail



Adapter

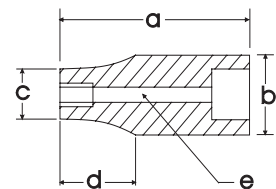
Part No.	Description	Female	Male	Length
4216*	Adapter	3/8"	1/4"	1 3/64"
4217	Adapter	1/4"	3/8"	1 1/8"

Federal Spec. CDA 39-GP-12b U.S. GGG-W-641E ANSI B107.10M
* Due to the nature of the product this item is not warranted.

6 & 12 Point Standard Length

Hex Size	6 Point Part No.	12 Point Part No.	Overall Length in. a	Drive End in. b	Hex End in. c	Taper Length in. d	Bolt Clearance in. e
5/32"	V5	—	0.88	0.45	0.29	0.44	0.15
3/16"	V6	V106	0.88	0.45	0.31	0.44	0.15
7/32"	V7	V107	0.88	0.45	0.34	0.44	0.15
1/4"	V8	V108	0.88	0.45	0.38	0.44	0.20
9/32"	V9	V109	0.88	0.45	0.42	0.44	0.18
5/16"	V10	V110	0.88	0.46	0.46	—	0.21
11/32"	V11	V111	0.88	0.50	0.50	—	0.21
3/8"	V12	V112	0.88	0.55	0.55	—	0.43
7/16"	V14	V114	0.88	0.61	0.61	—	0.51
1/2"	V16	V116	0.88	0.68	0.68	—	0.58
9/16"	V18	V118	0.88	0.70	0.70	—	0.65

Federal Spec. CDA 39-GP-12b U.S. GGG-W-641E ANSI B1071



6 & 12 Point Deep Length

Hex Size	6 Point Part No.	12 Point Part No.	Overall Length in. a	Drive End in. b	Hex End in. c	Taper Length in. d	Bolt Clearance in. e
3/16"	VL6	VL106	2.00	0.45	0.31	0.98	0.21
7/32"	VL7	VL107	2.00	0.45	0.35	0.98	0.21
1/4"	VL8	VL108	2.00	0.45	0.39	0.98	0.21
9/32"	VL9	VL109	2.00	0.45	0.43	0.98	0.21
5/16"	VL10	VL110	2.00	0.45	0.45	—	0.26
11/32"	VL11	VL111	2.00	0.50	0.50	—	0.26
3/8"	VL12	VL112	2.00	0.55	0.55	—	0.33
7/16"	VL14	VL114	2.00	0.61	0.61	—	0.41
1/2"	VL16	VL116	2.00	0.68	0.68	—	0.42
9/16"	VL18	VL118	2.00	0.77	0.77	—	0.57

Federal Spec. CDA 39-GP-12b U.S. GGG-W-641E ANSI B1071

Note: NOT FOR IMPACT USE.
Above items on this page are for hand use only.

6 Point Standard Length

Hex Size	6 Point Part No.	Overall Length mm a	Drive End mm b	Hex End mm c	Taper Length mm d	Bolt Clearance mm e
4mm	M604	22.25	11.33	6.96	11.07	3.73
4.5mm	M604.5	22.25	11.33	6.96	11.07	3.73
5mm	M605	22.25	11.33	7.85	11.07	4.11
5.5mm	M605.5	22.25	11.33	7.85	11.07	4.11
6mm	M606	22.25	11.33	9.25	11.07	4.90
7mm	M607	22.25	11.33	10.74	11.07	5.49
8mm	M608	22.25	11.76	11.76	—	5.28
9mm	M609	22.25	12.75	12.75	—	5.28
10mm	M610	22.25	13.87	13.87	—	10.16
11mm	M611	22.25	15.57	15.57	—	11.15
12mm	M612	22.25	17.12	17.12	—	12.17
13mm	M613	22.25	18.39	18.39	—	13.18
14mm	M614	22.25	19.81	19.81	—	14.20
15mm	M615	22.25	19.81	19.81	—	14.20

Federal Spec. CDA 39-GP-12M U.S. GGG-W-641E ANSI B1075

6 Point Deep Length

Hex Size	6 Point Part No.	Overall Length mm a	Drive End mm b	Hex End mm c	Taper Length mm d	Bolt Clearance mm e
4mm	ML604	50.80	11.43	6.96	22.35	5.33
5mm	ML605	50.80	11.35	8.03	22.61	5.33
5.5mm	ML605.5	50.80	11.33	8.83	22.61	5.33
6mm	ML606	50.80	11.33	9.37	22.61	6.10
7mm	ML607	50.80	11.33	10.74	22.61	6.10
8mm	ML608	50.80	11.33	11.33	—	6.10
9mm	ML609	50.80	12.57	12.57	—	6.48
10mm	ML610	50.80	13.82	13.82	—	6.10
11mm	ML611	50.80	15.57	15.57	—	6.10
12mm	ML612	50.80	17.12	17.12	—	6.10
13mm	ML613	50.80	18.39	18.39	—	6.10
14mm	ML614	50.80	19.63	19.63	—	6.10

Federal Spec. CDA 39-GP-12M U.S. GGG-W-641E ANSI B1075

12 Point Universal Joint Sockets Standard Length

Hex Size	12 Point Part No.	Overall Length in. a	Drive End in. b	Hex End in. c
3/16"	VU6	1.38	0.30	0.55
7/32"	VU7	1.38	0.33	0.55
1/4"	VU8	1.38	0.36	0.55
9/32"	VU9	1.45	0.41	0.55
5/16"	VU10	1.45	0.47	0.55
11/32"	VU11	1.45	0.51	0.55
3/8"	VU12	1.56	0.55	0.55
7/16"	VU14	1.56	0.61	0.55
1/2"	VU16	1.56	0.70	0.55
9/16"	VU18	1.56	0.74	0.55

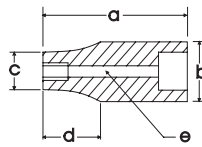
Note: NOT FOR IMPACT USE.
Above items on this page are for hand use only.

6 Point Universal Joint Sockets Standard Length

Hex Size	6 Point Part No.	Overall Length mm a	Drive End mm b	Hex End mm c
5mm	MU5H	35	6	9.5
6mm	MU6H	35	6	9.5
7mm	MU7H	35	8	9.5
8mm	MU8H	35	8	9.5
9mm	MU9H	35	8	9.5
10mm	MU10H	40	8.5	9.5
11mm	MU11H	40	8.5	9.5
12mm	MU12H	40	8.5	9.5
13mm	MU13H	40	8.5	9.5

Female Torx® Impact Sockets

Hex Size	Part No.	Overall Length in. a	Drive End in. b	Hex End in. c	Taper Length in. d	Bolt Clearance in. e
E4	14004	1.0	0.5	0.25	0.33	0.83
E5	14005	1.0	0.5	0.30	0.33	0.81
E6	14006	1.0	0.5	0.33	0.33	0.79
E7	14007	1.0	0.5	0.35	0.33	0.75
E8	14008	1.0	0.5	0.39	0.33	0.75



15210
10 Pieces 6 Point Deep SAE Socket Set

Contains: 3/16", 7/32", 1/4", 9/32", 5/16", 11/32", 3/8", 7/16", 1/2", 9/16"
Includes socket rail



15010
10 Pieces 6 Point Standard SAE Socket Set

Contains: 3/16", 7/32", 1/4", 9/32", 5/16", 11/32", 3/8", 7/16", 1/2", 9/16"
Includes socket rail



15208
8 Pieces 6 Point Deep SAE Socket Set

Contains: 1/4", 9/32", 5/16", 11/32", 3/8", 7/16", 1/2", 9/16"
Includes socket rail



15009
9 Pieces 6 Point Standard SAE Socket Set

Contains: 3/16", 7/32", 1/4", 9/32", 5/16", 11/32", 3/8", 7/16", 1/2"
Includes socket rail



15008
8 Pieces 6 Point Standard SAE Socket Set

Contains: 1/4", 9/32", 5/16", 11/32", 3/8", 7/16", 1/2", 9/16"
Includes socket rail



15110
10 Pieces 12 Point Standard SAE Socket Set

Contains: 3/16", 7/32", 1/4", 9/32", 5/16", 11/32", 3/8", 7/16", 1/2", 9/16"
Includes socket rail



15108
8 Pieces 12 Point Standard SAE Socket Set

Contains: 1/4", 9/32", 5/16", 11/32", 3/8", 7/16", 1/2", 9/16"
Includes socket rail



15310
10 Pieces 12 Point Deep SAE Socket Set

Contains: 3/16", 7/32", 1/4", 9/32", 5/16", 11/32", 3/8", 7/16", 1/2", 9/16"
 Includes socket rail



19212
12 Pieces 6 Point Deep Metric Socket Set

Contains: 4, 5, 5.5, 6, 7, 8, 9, 10, 11, 12, 13, 14mm
 Includes socket rail



15308
8 Pieces 12 Point Deep SAE Socket Set

Contains: 1/4", 9/32", 5/16", 11/32", 3/8", 7/16", 1/2", 9/16"
 Includes socket rail



19409
9 Pieces 6 Point Standard Metric Universal Joint Socket Set

Contains: 5, 6, 7, 8, 9, 10, 11, 12, 13mm
 Includes socket rail.



15410
10 Pieces 12 Point Standard SAE Universal Joint Socket Set

Contains: 3/16", 7/32", 1/4", 9/32", 5/16", 11/32", 3/8", 7/16", 1/2", 9/16"
 Includes socket rail.



19014
14 Pieces 6 Point Standard Metric Socket Set

Contains: 4, 4.5, 5, 5.5, 6, 7, 8, 9, 10, 11, 12, 13, 14, 15mm
 Includes socket rail



19012
12 Pieces 6 Point Standard Metric Socket Set

Contains: 4, 5, 6, 7, 8, 9, 10, 11, 12, 13, 14, 15mm
 Includes socket rail



SWJ3S
3 Pieces Chrome Swivel Universal Joint Set

Part No.	Description	Length
SWJ14	1/4" Female, 1/4" Male	1 1/4"
SWJ38	3/8" Female, 3/8" Male	1 3/4"
SWJ12	1/2" Female, 1/2" Male	2 3/8"

Includes foam tray organizer.




10805
5 Pieces Chrome Ratchet & Attachments

Includes: Reversible Ratchet, U-Joint, 2" Extension, 6" Extension, Hand Driver, Metal Box # 93001



15025
25 Pieces 6 Point Standard & Deep SAE Socket Set

Contains:
 Standard: 3/16", 7/32", 1/4", 9/32", 5/16", 11/32", 3/8", 7/16", 1/2", 9/16"
 Deep: 3/16", 7/32", 1/4", 9/32", 5/16", 11/32", 3/8", 7/16", 1/2", 9/16"
 Includes: Reversible Ratchet, U-Joint, 2" Extension, 6" Extension, Hand Driver, Metal Box # 93001, 2 Socket Rails




19029
29 Pieces 6 Point Standard & Deep Metric Socket Set

Contains:
 Standard: 4, 5, 6, 7, 8, 9, 10, 11, 12, 13, 14, 15mm
 Deep: 4, 5, 5.5, 6, 7, 8, 9, 10, 11, 12, 13, 14mm
 Includes: Reversible Ratchet, U-Joint, 2" Extension, 6" Extension, Hand Driver, Metal Box # 93001, 2 Socket Rails



15027SH
27 Pieces 6 Point SAE & Metric Socket & Attachment Set

Contains: 4, 5, 6, 7, 8, 9, 10, 11, 12, 13mm, 3/16", 7/32", 1/4", 9/32", 5/16", 11/32", 3/8", 7/16", 1/2", 9/16"
 Includes: 20 Tooth Ratchet, Flex Handle, 2" Extension, 3" Extension, 6" Extension, U-Joint, Hand Driver, Plastic Carrying Case # 93014




15015
15 Pieces 6 Point Standard SAE Socket Set

Contains: 3/16", 7/32", 1/4", 9/32", 5/16", 11/32", 3/8", 7/16", 1/2", 9/16"
 Includes: Reversible Ratchet, U-Joint, 2" Extension, 6" Extension, Hand Driver, Metal Box # 93001, Socket Rail



15125
25 Pieces 12 Point Standard & Deep SAE Socket Set

Contains:
 Standard: 3/16", 7/32", 1/4", 9/32", 5/16", 11/32", 3/8", 7/16", 1/2", 9/16"
 Deep: 3/16", 7/32", 1/4", 9/32", 5/16", 11/32", 3/8", 7/16", 1/2", 9/16"
 Includes: Reversible Ratchet, U-Joint, 2" Extension, 6" Extension, Hand Driver, Metal Box # 93001, 2 Socket Rails



19017
17 Pieces 6 Point Standard Metric Socket Set

Contains: 4, 5, 6, 7, 8, 9, 10, 11, 12, 13, 14, 15mm
 Includes: Reversible Ratchet, U-Joint, 2" Extension, 6" Extension, Hand Driver, Metal Box # 93001, Socket Rail



24510
10 Pieces Female Torx® Impact Socket Set

Contains:
 1/4" Drive: E4, E5, E6, E7, E8
 3/8" Drive: E10, E12, E14, E16
 1/2" Drive: E18
 Includes socket rail

Closed Back Design Ratchet

FEATURES

Greater Performance

Up to 64% more torque versus our previous generation ratchets

Protected for life

Our in-house nickel-plating process delivers a jewelry like finish and industry leading corrosion protection.

Less Downtime

The closed back design prevents dirt and debris from damaging the ratcheting mechanism resulting in superior tool life.

Sleeker Design

New contour handle, thinner head and compact design make it ultra comfortable to hold and use.

Ideal For Any Application

Available in 20, 32, and 40 tooth designs allowing you to select the right tool for the job.



Reversible Ratchet - Flexible Head

Part No.	Description	Length
T83	Flexible Head Ratchet, 45 tooth - Chrome	11 3/8"

Federal Spec. CDA 39-GP-12b U.S. GGG-W-641E ANSI B107.10M



Reversible Ratchet - Flexible Head With Bent Handle

Part No.	Description	Length
T84	Flexible Head Ratchet with Bent Handle Ratchet, 45 tooth - Chrome	11 1/8"

Federal Spec. CDA 39-GP-12b U.S. GGG-W-641E ANSI B107.10M



Reversible Ratchet

Part No.	Description	Length
T8820	Reversible ratchet, 20 tooth - Chrome	7 1/2"
T8532	Reversible ratchet, 32 tooth - Chrome	7 1/2"
T9040	Reversible ratchet, 40 tooth - Chrome	7 1/2"
T9040B	Reversible ratchet, 40 tooth - Black	7 1/2"

Federal Spec. CDA 39-GP-12b U.S. GGG-W-641E ANSI B107.10M



Screwdriver Handle Ratchet

Part No.	Description	Length
20840	Reversible Ratchet, 40 tooth - Chrome with Orange Florescent Handle	9"

Federal Spec. CDA 39-GP-12b U.S. GGG-W-641E ANSI B107.10M



Screwdriver Handle Round Head Ratchet

Part No.	Description	Length
20872	Reversible Ratchet, 72 tooth - Chrome with Orange Florescent Handle	8 3/4"


Federal Spec. CDA 39-GP-12b U.S. GGG-W-641E ANSI B107.10M



Flex Handle

Part No.	Description	Length
T30	Flex Handle - Chrome	9"

Federal Spec. CDA 39-GP-12b U.S. GGG-W-641E ANSI B107.10M



Speeder

Part No.	Description	Length
T9	Speeder	16 1/4"

Federal Spec. CDA 39-GP-12b U.S. GGG-W-641E ANSI B107.10M



Hand Driver

Part No.	Description	Length
T42	Hand Driver	6 1/8"



Sliding T-Handle

Part No.	Description	Length
T36	Chrome sliding T-handle	6 1/8"



Extensions - Male Square End

Part No.	Square Male	Description	Length
79282	3/8"	3/8" male hex drive - extension	2"
79263	3/8"	3/8" male hex drive - extension	3"
79265	3/8"	3/8" male hex drive - extension	5"



Extension - Flex

Part No.	Description	Length
MF8	Flexible	7 1/4"

Federal Spec. CDA 39-GP-12b U.S. GGG-W-641E ANSI B107.10M



Chrome Extensions


Part No.	Description	Length
T1	Chrome Extension	1 1/2"
T31	Chrome Extension	3"
T4	Chrome Extension	6"
T41	Chrome Extension	8"
T5	Chrome Extension	12"
T6	Chrome Extension	20"
T31W	Chrome Wobble Extension	3"
T4W	Chrome Wobble Extension	6"
T41W	Chrome Wobble Extension	8"
T5W	Chrome Wobble Extension	12"

Federal Spec. CDA 39-GP-12b U.S. GGG-W-641E ANSI B107.10M



T4S 4 Pieces Chrome Extension Set

Part No.	Description	Length
T31	Chrome Extension	3"
T4	Chrome Extension	6"
T41	Chrome Extension	8"
T5	Chrome Extension	12"



38004S 4 Pieces Chrome Wobble Extension Set

Part No.	Description	Length
T31W	Chrome Wobble Extension	3"
T4W	Chrome Wobble Extension	6"
T41W	Chrome Wobble Extension	8"
T5W	Chrome Wobble Extension	12"



Universal Joint

Part No.	Description	Length
T3	Universal joint	1 3/4"

Federal Spec. CDA 39-GP-12b U.S. GGG-W-641E ANSI B107.10M



SWJ3S 3 Pieces Chrome Swivel Universal Joint Set

Part No.	Description	Length
SWJ14	1/4" Female, 1/4" Male	1 1/4"
SWJ38	3/8" Female, 3/8" Male	1 3/4"
SWJ12	1/2" Female, 1/2" Male	2 3/8"

Includes foam tray organizer.



Drag Link Socket

Part No.	Description	Tip Size	Length
T27	Drag link socket	.113 x 1 1/16"	1 5/32"

Federal Spec. CDA 39-GP-12b U.S. GGG-W-641E ANSI B107.10M



Ratchet Adapter

Part No.	Description	Length
T58	Reversible Ratchet Adapter	2 1/4"



Adapters

Part No.	Description	Female	Male	Length
4215	Adapter	3/8"	1/2"	1 25/64"
4216*	Adapter	3/8"	1/4"	1 3/64"

* Due to the nature of the product this item is not warranted.



42506 6 Pieces Adapter Set

Part No.	Description	Length
4206	1/2" Female, 3/8" Male	1.42"
4215	3/8" Female, 1/2" Male	1.47"
4216	3/8" Female, 1/4" Male	1.05"
4217	1/4" Female, 3/8" Male	1.03"
4298	1/2" Female, 3/4" Male	1.80"
4299	3/4" Female, 1/2" Male	2.04"

Includes socket rail



21221



LT26R

Spark Plug Socket

Part No.	Description	Length
21221	Spark plug socket, 5/8"	2 5/8"
LT26R	Spark plug socket, 13/16"	2 5/16"

Federal Spec. CDA 39-GP-12b U.S. GGG-W-641E ANSI B107.1



Screwdriver Socket

Part No.	Description	Tip Size	Length
T34	Screwdriver socket	3/8" x 1/16"	3 3/16"

Federal Spec. CDA 39-GP-12b U.S. GGG-W-641E



Extensions - Impact Black Industrial Finish

Part No.	Female	Male	Length
P2-103A	3/8"	3/8"	3"
P2-106A	3/8"	3/8"	6"

Federal Spec. CDA 39-GP-12b U.S. GGG-W-641E



Adapter - Impact Black Industrial Finish

Part No.	Female	Male	Length
PA2-4A*	3/8"	1/2"	1 3/8"

Federal Spec. CDA 39-GP-12b U.S. GGG-W-641E
* Due to the nature of the product this item is not warranted.



Universal Joint - Impact Black Industrial Finish

Part No.	Female	Male	Length
P2-140A*	3/8"	3/8"	2 3/8"

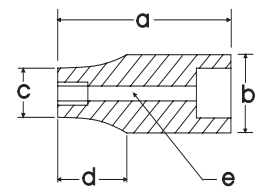
Federal Spec. CDA 39-GP-12b U.S. GGG-W-641E
* Due to the nature of the product this item is not warranted.

6 & 12 Point Standard Length

Hex Size	6 Point Part No.	12 Point Part No.	Overall Length in. a	Drive End in. b	Hex End in. c	Taper Length in. d	Bolt Clearance in. e
1/4"	TH8S	T8	0.94	0.66	0.41	0.44	0.17
5/16"	TH10	T10	0.94	0.66	0.46	0.44	0.32
3/8"	TH12	T12	0.94	0.66	0.56	0.44	0.38
7/16"	TH14	T14	0.94	0.66	0.66	-	0.44
1/2"	TH16	T16	0.97	0.72	0.72	-	0.51
9/16"	TH18	T18	0.97	0.78	0.78	-	0.57
5/8"	TH20	T20	1.01	0.86	0.86	-	0.64
11/16"	TH22	T22	1.01	0.95	0.95	-	0.70
3/4"	TH24	T24	1.13	1.00	1.00	-	0.76
13/16"	TH26	T26	1.13	1.08	1.08	-	0.83
7/8"	TH28	T28	1.25	1.17	1.17	-	0.88
15/16"	TH30	T30S	1.25	1.25	1.25	-	0.88
1"	TH32	T32S	1.25	1.25	1.30	-	0.90



Federal Spec. CDA 39-GP-12b U.S. GGG-W-641E ANSI B107.10M



6 Point Deep Length

Hex Size	6 Point Part No.	Overall Length in. a	Drive End in. b	Hex End in. c	Taper Length in. d	Bolt Clearance in. e
1/4"	T80	2.48	0.67	0.41	0.54	0.18
5/16"	T100	2.48	0.67	0.47	0.54	0.18
3/8"	T120	2.48	0.67	0.56	0.87	0.31
7/16"	T140	2.48	0.67	0.67	-	0.37
1/2"	T160	2.48	0.71	0.71	-	0.47
9/16"	T180	2.48	0.79	0.79	-	0.51
5/8"	T200	2.48	0.87	0.87	-	0.62
11/16"	T220	2.48	0.94	0.94	-	0.66
3/4"	T240	2.48	1.02	1.02	-	0.74
13/16"	T260	2.48	1.10	1.10	-	0.88
7/8"	T280	2.48	1.18	1.18	-	0.88
15/16"	T300	2.48	1.26	1.26	-	0.88
1"	T320	2.48	1.34	1.34	-	0.88

Federal Spec. CDA 39-GP-12b U.S. GGG-W-641E ANSI B107.10M

12 Point Deep Length

Hex Size	12 Point Part No.	Overall Length in. a	Drive End in. b	Hex End in. c	Taper Length in. d	Bolt Clearance in. e
1/4"	LT8	2.56	0.75	0.43	0.51	0.18
5/16"	LT10	2.56	0.75	0.47	0.51	0.18
3/8"	LT12	2.56	0.75	0.57	0.51	0.31
7/16"	LT14	2.56	0.75	0.65	0.51	0.37
1/2"	LT16	2.56	0.75	0.75	-	0.47
9/16"	LT18	2.56	0.79	0.79	-	0.51
5/8"	LT20	2.56	0.87	0.87	-	0.62
11/16"	LT22	2.56	0.94	0.94	-	0.66
3/4"	LT24	2.56	1.02	1.02	-	0.74
13/16"	LT26	2.56	1.10	1.10	-	0.88
7/8"	LT28	2.56	1.18	1.18	-	0.88
15/16"	LT30	2.56	1.26	1.26	-	0.88
1"	LT32	2.56	1.34	1.34	-	0.88

Federal Spec. CDA 39-GP-12b U.S. GGG-W-641E ANSI B107.10M

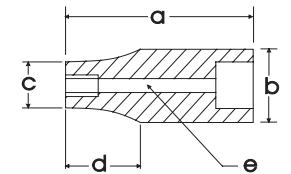


Note: NOT FOR IMPACT USE. All items on this page are for hand use only.

6 & 12 Point Standard Length

Hex Size	6 Point Part No.	12 Point Part No.	Overall Length mm a	Drive End mm b	Hex End mm c	Taper Length mm d	Bolt Clearance mm e
6mm	MT6H	MT6	23.83	16.76	9.93	11.13	4.32
7mm	MT7H	MT7	23.83	16.69	10.52	11.13	4.32
8mm	MT8H	MT8	23.83	16.69	11.63	11.13	5.56
9mm	MT9H	MT9	23.83	16.69	12.90	11.13	5.56
10mm	MT10H	MT10	23.83	16.66	14.81	10.74	7.62
11mm	MT11H	MT11	23.83	16.64	16.64	0.00	9.40
12mm	MT12H	MT12	24.59	17.17	17.17	0.00	9.27
13mm	MT13H	MT13	24.59	18.39	18.39	0.00	9.27
14mm	MT14H	MT14	24.59	19.74	19.74	0.00	13.84
15mm	MT15H	MT15	24.59	20.73	20.73	0.00	14.86
16mm	MT16H	MT16	25.73	21.89	21.89	0.00	9.65
17mm	MT17H	MT17	25.73	23.55	23.55	0.00	12.34
18mm	MT18H	MT18	25.73	24.18	24.18	0.00	18.24
19mm	MT19H	MT19	28.65	25.60	25.60	0.00	19.23
20mm	MT20H	MT20	30.0	28.0	28.0	-	14.81
21mm	MT21H	MT21	30.0	28.0	28.0	-	16.23
22mm	MT22H	MT22	30.0	30.0	30.0	-	17.38
23mm	MT23H	MT23	30.0	32.0	32.0	-	18.25
24mm	MT24H	-	30.0	32.0	32.0	-	22.48
25mm	MT25H	-	30.0	34.0	34.0	-	19.05
26mm	MT26H	MT26	30.0	34.0	34.0	-	19.05

Federal Spec. CDA 39-GP-12b U.S. GGG-W-641E ANSI B107.5



6 & 12 Point Deep Length

Hex Size	6 Point Part No.	12 Point Part No.	Overall Length mm a	Drive End mm b	Hex End mm c	Taper Length mm d	Bolt Clearance mm e
6mm	MTL6H	MTL6	63	16.9	9.9	38	6.99
7mm	MTL7H	MTL7	63	16.9	10.6	38	5.59
8mm	MTL8H	MTL8	63	16.9	11.8	38	5.89
9mm	MTL9H	MTL9	63	16.48	12.93	38	7.87
10mm	MTL10H	MTL10	63	16.48	14.83	38	7.87
11mm	MTL11H	MTL11	63	16.51	16.51	-	8.74
12mm	MTL12H	MTL12	63	17.20	17.20	-	8.74
13mm	MTL13H	MTL13	63	18.36	18.36	-	11.68
14mm	MTL14H	MTL14	63	19.63	19.63	-	12.45
15mm	MTL15H	MTL15	63	20.65	20.65	-	13.59
16mm	MTL16H	MTL16	63	21.84	21.84	-	15.62
17mm	MTL17H	MTL17	63	23.50	23.50	-	16.76
18mm	MTL18H	MTL18	63	24.13	24.13	-	16.76
19mm	MTL19H	MTL19	63	25.40	25.40	-	18.80
20mm	MTL20H	-	63	27.1	27.1	-	15.49
21mm	MTL21H	-	63	27.8	27.8	-	19.92
22mm	MTL22H	-	63	29.6	29.6	-	19.89
23mm	MTL23H	-	63	31.6	31.6	-	21.84

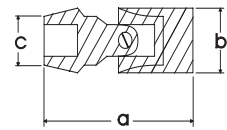
Federal Spec. CDA 39-GP-12b U.S. GGG-W-641E ANSI B107.5

Note: NOT FOR IMPACT USE. All items on this page are for hand use only.



6 Point Universal Joint Sockets Standard Length

Hex Size	6 Point Part No.	Overall Length in. a	Drive End in. b	Hex End in. c
3/8"	TU120A	1.84	0.74	0.57
7/16"	TU140A	1.84	0.74	0.64
1/2"	TU160A	1.84	0.74	0.74
9/16"	TU180A	1.88	0.74	0.78
5/8"	TU200A	1.88	0.74	0.86
11/16"	TU220A	1.96	0.74	0.93
3/4"	TU240A	1.96	0.74	1.01



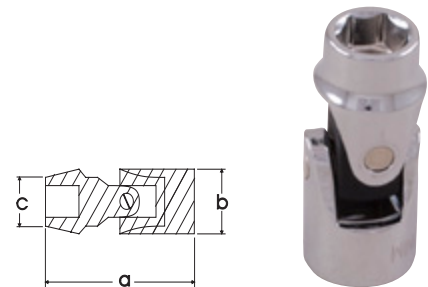
Hex Head Sockets - Standard Length

Hex Size	Part No.	Overall Length, in.	Replacement Bit Part No.	Bit Length, in.
1/8"	TW4	2.25	77408	1.5
5/32"	TW5	2.25	77410	1.5
3/16"	TW6	2.25	77412	1.5
7/32"	TW7	2.25	77414	1.5
1/4"	TW8	2.25	77416	1.5
5/16"	TW10	2.25	77420	1.5
3/8"	TW12	2.25	77424	1.5



Hex Head Sockets - Extra Long

Hex Size	Part No.	Overall Length, in.	Replacement Bit Part No.	Bit Length, in.
1/8"	TW4L	4.00	77508	3.0
5/32"	TW5L	4.00	77510	3.0
3/16"	TW6L	4.00	77512	3.0
7/32"	TW7L	4.00	77514	3.0
1/4"	TW8L	4.00	77516	3.0
5/16"	TW10L	4.00	77520	3.0
3/8"	TW12L	4.00	77524	3.0



6 Point Universal Joint Sockets Standard Length

Hex Size	6 Point Part No.	Overall Length mm a	Drive End mm b	Hex End in. c
10mm	MTF10HA	46.8	18.75	14.75
11mm	MTF11HA	46.8	18.75	16.45
12mm	MTF12HA	46.8	18.75	18.15
13mm	MTF13HA	46.8	18.75	18.75
14mm	MTF14HA	47.8	18.75	19.75
15mm	MTF15HA	47.8	18.75	20.75
16mm	MTF16HA	47.8	18.75	21.75
17mm	MTF17HA	51	18.75	23.75
18mm	MTF18HA	51	18.75	24.85
19mm	MTF19HA	51	18.75	27.75

Federal Spec. CDA 39-GP-12b U.S. GGG-W-641E ANSI B107.5



Double Square - Standard Length

Hex Size	8 Point Part No.	Overall Length in. a	Drive End in. b	Hex End in. c	Taper Length in. d	Bolt Clearance in. e
1/4"	TS8	1.10	0.66	0.5	0.45	0.20
5/16"	TS10	1.10	0.66	0.55	0.45	0.20
3/8"	TS12	1.10	0.66	0.66	—	0.20
7/16"	TS14	1.10	0.7	0.7	—	0.20
1/2"	TS16	1.10	0.86	0.86	—	0.20
9/16"	TS18	1.20	0.94	0.94	—	0.20
5/8"	TS20	1.20	1.02	1.02	—	0.20

Federal Spec. CDA 39-GP-12b U.S. GGG-W-641E ANSI B107.1



Hex Head Sockets - Standard Length

Hex Size	Part No.	Overall Length mm	Replacement Bit Part No.	Bit Length mm
4mm	MTW4	57	77604	31
5mm	MTW5	57	77605	31
6mm	MTW6	57	77606	31
7mm	MTW7	57	77607	31
8mm	MTW8	57	77608	31
9mm	MTW9	57	77609	31
10mm	MTW10	57	77610	31



Hex Head Sockets - Extra Long

Hex Size	Part No.	Overall Length mm	Replacement Bit Part No.	Bit Length mm
4mm	MTW4L	98	77704	70
5mm	MTW5L	98	77705	70
6mm	MTW6L	100	77706	70
7mm	MTW7L	100	77707	70
8mm	MTW8L	100	77708	70
10mm	MTW10L	100	77710	70

Note: NOT FOR IMPACT USE. All items on this page are for hand use only.



Torx® Head Sockets Standard Length

Torx® Size	Regular Part No.	Overall Length	Replacement Bit Part No.	Tamper Resistant Part No.	Replacement Bit Part No.
T6	T606	2.125"	77806	—	—
T7	T607	2.125"	77807	T607T	78107
T8	T608	2.125"	77808	T608T	78108
T9	T609	2.125"	77809	T609T	78109
T10	T610	2.125"	77810	T610T	78110
T15	T615	2.125"	77815	T615T	78115
T20	T620	2.125"	77820	T620T	78120
T25	T625	2.125"	77825	T625T	78125
T27	T627	2.125"	77827	T627T	78127
T30	T630	2.125"	77830	T630T	78130
T40	T640	2.125"	77840	T640T	78140
T45	T645	2.125"	77845	T645T	78245
T50	T650	2.125"	77850	T650T	78250
T55	T655	2.125"	77855	—	—

Torx® is a trademark of Camcar Division of Textron, Inc.



Phillips® Head Sockets

Part No.	Phillips® No.	Overall Length	Replacement Bit Part No.	Bit Length
TP1	No. 1	1.93"	76811	0.75"
TP2	No. 2	1.93"	76812	0.75"
TP3	No. 3	1.93"	76813	0.75"
TP4	No. 4	1.93"	76814	0.75"

Phillips® is a trademark of Phillips Screw Company.



25013 13 Pieces 6 Point Standard SAE Socket Set

Contains: 1/4", 5/16", 3/8", 7/16", 1/2", 9/16", 5/8", 11/16", 3/4", 13/16", 7/8", 15/16", 1"
Includes socket rail



25012 11 Pieces 6 Point Standard SAE Socket Set

Contains: 1/4", 5/16", 3/8", 7/16", 1/2", 9/16", 5/8", 11/16", 3/4", 13/16", 7/8"
Includes socket rail



25011 11 Pieces 6 Point Standard SAE Socket Set

Contains: 3/8", 7/16", 1/2", 9/16", 5/8", 11/16", 3/4", 13/16", 7/8", 15/16", 1"
Includes socket rail



25010 10 Pieces 6 Point Standard SAE Socket Set

Contains: 5/16", 3/8", 7/16", 1/2", 9/16", 5/8", 11/16", 3/4", 13/16", 7/8"
Includes socket rail



25009 9 Pieces 6 Point Standard SAE Socket Set

Contains: 3/8", 7/16", 1/2", 9/16", 5/8", 11/16", 3/4", 13/16", 7/8"
Includes socket rail

25212
11 Pieces 6 Point Deep SAE Socket Set

Contains: 1/4", 5/16", 3/8", 7/16", 1/2", 9/16", 5/8", 11/16", 3/4", 13/16", 7/8"
 Includes socket rail



25111
11 Pieces 12 Point Standard SAE Socket Set

Contains: 3/8", 7/16", 1/2", 9/16", 5/8", 11/16", 3/4", 13/16", 7/8", 15/16", 1"
 Includes socket rail



25109
9 Pieces 12 Point Standard SAE Socket Set

Contains: 3/8", 7/16", 1/2", 9/16", 5/8", 11/16", 3/4", 13/16", 7/8"
 Includes socket rail



25211
11 Pieces 6 Point Deep SAE Socket Set

Contains: 3/8", 7/16", 1/2", 9/16", 5/8", 11/16", 3/4", 13/16", 7/8", 15/16", 1"
 Includes socket rail



25209
9 Pieces 6 Point Deep SAE Socket Set

Contains: 3/8", 7/16", 1/2", 9/16", 5/8", 11/16", 3/4", 13/16", 7/8"
 Includes socket rail



25312
11 Pieces 12 Point Deep SAE Socket Set

Contains: 1/4", 5/16", 3/8", 7/16", 1/2", 9/16", 5/8", 11/16", 3/4", 13/16", 7/8"
 Includes socket rail



25311
11 Pieces 12 Point Deep SAE Socket Set

Contains: 3/8", 7/16", 1/2", 9/16", 5/8", 11/16", 3/4", 13/16", 7/8", 15/16", 1"
 Includes socket rail



25113
13 Pieces 12 Point Standard SAE Socket Set

Contains: 1/4", 5/16", 3/8", 7/16", 1/2", 9/16", 5/8", 11/16", 3/4", 13/16", 7/8", 15/16", 1"
 Includes socket rail



25112
11 Pieces 12 Point Standard SAE Socket Set

Contains: 1/4", 5/16", 3/8", 7/16", 1/2", 9/16", 5/8", 11/16", 3/4", 13/16", 7/8"
 Includes socket rail



25309
9 Pieces 12 Point Deep SAE Socket Set

Contains: 3/8", 7/16", 1/2", 9/16", 5/8", 11/16", 3/4", 13/16", 7/8"
 Includes socket rail





29021
21 Pieces 6 Point Standard Metric Socket Set
 Contains: 6, 7, 8, 9, 10, 11, 12, 13, 14, 15, 16, 17, 18, 19, 20, 21, 22, 23, 24, 25, 26mm
 Includes 2 socket rails



29011
11 Pieces 6 Point Standard Metric Socket Set
 Contains: 9, 10, 11, 12, 13, 14, 15, 16, 17, 18, 19mm
 Includes socket rail



29119
19 Pieces 12 Point Standard Metric Socket Set
 Contains: 6, 7, 8, 9, 10, 11, 12, 13, 14, 15, 16, 17, 18, 19, 20, 21, 22, 23, 26mm
 Includes 2 socket rails



29111
11 Pieces 12 Point Standard Metric Socket Set
 Contains: 9, 10, 11, 12, 13, 14, 15, 16, 17, 18, 19mm
 Includes socket rail



29214
14 Pieces 6 Point Deep Metric Socket Set
 Contains: 6, 7, 8, 9, 10, 11, 12, 13, 14, 15, 16, 17, 18, 19mm
 Includes socket rail



29212
12 Pieces 6 Point Deep Metric Socket Set
 Contains: 8, 9, 10, 11, 12, 13, 14, 15, 16, 17, 18, 19mm
 Includes socket rail



29314
14 Pieces 12 Point Deep Metric Socket Set
 Contains: 6, 7, 8, 9, 10, 11, 12, 13, 14, 15, 16, 17, 18, 19mm
 Includes socket rail



29311
11 Pieces 12 Point Deep Metric Socket Set
 Contains: 9, 10, 11, 12, 13, 14, 15, 16, 17, 18, 19mm
 Includes socket rail



29211
11 Pieces 6 Point Deep Metric Socket Set
 Contains: 9, 10, 11, 12, 13, 14, 15, 16, 17, 18, 19mm
 Includes socket rail

25407
7 Pieces 8 Point Standard SAE Double Square Socket Set
 Contains: 1/4", 5/16", 3/8", 7/16", 1/2", 9/16", 5/8"
 Includes socket rail



25507A
7 Pieces 6 Point Standard SAE Universal Joint Socket Set

Contains: 3/8", 7/16", 1/2", 9/16", 5/8", 11/16", 3/4"
 Includes socket rail



29607
7 Pieces Standard Length Metric Hex Head Socket Set

Contains: 4, 5, 6, 7, 8, 9, 10mm
 Includes socket rail



29605
5 Pieces Standard Length Metric Hex Head Socket Set

Contains: 4, 5, 6, 8, 10mm
 Includes socket rail



29510A
10 Pieces 6 Point Metric Universal Joint Socket Set

Contains: 10, 11, 12, 13, 14, 15, 16, 17, 18, 19mm
 Includes socket rail



29506A
6 Pieces 6 Point Metric Universal Joint Socket Set

Contains: 10, 11, 12, 13, 14, 15mm
 Includes socket rail



25610
10 Pieces SAE Hex Head Socket Set 3/8" & 1/2" Drive

Contains:
 3/8" Drive Extra Long: 1/8", 5/32", 3/16", 7/32", 1/4", 5/16", 3/8"
 1/2" Drive Standard: 1/2", 9/16", 5/8"
 Includes socket rail



25617
7 Pieces SAE Extra Long Hex Head Socket Set

Contains: 1/8", 5/32", 3/16", 7/32", 1/4", 5/16", 3/8"
 Includes socket rail



25620
10 Pieces SAE Hex Head Socket Set 3/8" & 1/2" Drive

Contains:
 3/8" Drive: 1/8", 5/32", 3/16", 7/32", 1/4", 5/16", 3/8"
 1/2" Drive: 1/2", 9/16", 5/8"
 Includes socket rail



25607
7 Pieces Standard Length SAE Hex Head Socket Set

Contains: 1/8", 5/32", 3/16", 7/32", 1/4", 5/16", 3/8"
 Includes socket rail



29609
9 Pieces Metric Hex Head Socket Set 3/8" & 1/2" Drive

Contains:
 3/8" Drive Extra Long Length: 4, 5, 6, 7, 8, 10mm
 1/2" Drive Standard Length: 12, 14, 17mm
 Includes socket rail



29616
6 Pieces Metric Extra Long Hex Head Socket Set

Contains: 4, 5, 6, 7, 8, 10mm
 Includes socket rail





25709
9 Pieces Torx® Head Socket Set

Contains: T6, T7, T8, T9, T10, T15, T20, T25, T27
 Includes socket rail



25708
8 Pieces Torx® Head Socket Set

Contains: T15, T20, T25, T27, T30, T40, T45, T50
 Includes socket rail



25015
15 Pieces 6 Point Standard SAE Socket Set

Contains: 3/8", 7/16", 1/2", 9/16", 5/8", 11/16", 3/4", 13/16", 7/8", 15/16", 1"
 Includes: Reversible Ratchet, U-Joint, 3" Extension, 6" Extension, Metal Box # 93002, Socket Rail



25215
15 Pieces 6 Point Deep SAE Socket Set

Contains: 3/8", 7/16", 1/2", 9/16", 5/8", 11/16", 3/4", 13/16", 7/8", 15/16", 1"
 Includes: 20 Tooth Reversible Ratchet, U-Joint, 3" Extension, 6" Extension, Metal Box # 93002, Socket Rail



25706
6 Pieces Tamper Resistant Torx® Head Socket Set

Contains: T7, T8, T9, T10, T15, T20
 Includes socket rail



25705
5 Pieces Tamper Resistant Torx® Head Socket Set

Contains: T15, T20, T25, T27, T30
 Includes socket rail



25026
26 Pieces 6 Point Standard & Deep SAE Socket Set

Contains:
 Standard 3/8", 7/16", 1/2", 9/16", 5/8", 11/16", 3/4", 13/16", 7/8", 15/16", 1"
 Deep 3/8", 7/16", 1/2", 9/16", 5/8", 11/16", 3/4", 13/16", 7/8", 15/16", 1"
 Includes: Reversible Ratchet, U-Joint, 3" Extension, 6" Extension, Metal Box # 93002, 2 Socket Rails



25115
15 Pieces 12 Point Standard SAE Socket Set

Contains: 3/8", 7/16", 1/2", 9/16", 5/8", 11/16", 3/4", 13/16", 7/8", 15/16", 1"
 Includes: Reversible Ratchet, U-Joint, 3" Extension, 6" Extension, Metal Box # 93002, Socket Rail



81003
3 Pieces Screwdriver Handle Ratchet Set
 1/4", 3/8", & 1/2" Drive

Contains: Orange Florescent Screwdriver Handle Ratchets



20804
4 Pieces Chrome Ratchet & Attachment Set

Contains: Reversible Ratchet, U-Joint, 3" Extension, 6" Extension, Metal Box # 93002



25315
15 Pieces 12 Point Deep SAE Socket Set

Contains: 3/8", 7/16", 1/2", 9/16", 5/8", 11/16", 3/4", 13/16", 7/8", 15/16", 1"
 Includes: 20 Tooth Reversible Ratchet, U-Joint, 3" Extension, 6" Extension, Metal Box # 93002, Socket Rail



25126
26 Pieces 12 Point Standard & Deep SAE Socket Set

Contains: Standard 3/8", 7/16", 1/2", 9/16", 5/8", 11/16", 3/4", 13/16", 7/8", 15/16", 1"
 Deep 3/8", 7/16", 1/2", 9/16", 5/8", 11/16", 3/4", 13/16", 7/8", 15/16", 1"
 Includes: Reversible Ratchet, U-Joint, 3" Extension, 6" Extension, Metal Box # 93002, 2 Socket Rails



29026
26 Pieces 6 Point Standard & Deep Metric Socket Set

Contains: Standard 9, 10, 11, 12, 13, 14, 15, 16, 17, 18, 19mm
 Deep 9, 10, 11, 12, 13, 14, 15, 16, 17, 18, 19mm
 Includes: Reversible Ratchet, U-Joint, 3" Extension, 6" Extension, Metal Box # 93002, 2 Socket Rails



29115
15 Pieces 12 Point Standard Metric Socket Set

Contains: 9, 10, 11, 12, 13, 14, 15, 16, 17, 18, 19mm
 Includes: Reversible Ratchet, U-Joint, 3" Extension, 6" Extension, Metal Box # 93002, Socket Rail



29015
15 Pieces 6 Point Standard Metric Socket Set

Contains: 9, 10, 11, 12, 13, 14, 15, 16, 17, 18, 19mm
 Includes: Reversible Ratchet, U-Joint, 3" Extension, 6" Extension, Metal Box # 93002, Socket Rail



29215
15 Pieces 6 Point Deep Metric Socket Set

Contains: 9, 10, 11, 12, 13, 14, 15, 16, 17, 18, 19mm
 Includes: 20 Tooth Reversible Ratchet, U-Joint, 3" Extension, 6" Extension, Metal Box # 93002, Socket Rail



29126
26 Pieces 12 Point Standard & Deep Metric Socket Set

Contains: Standard 9, 10, 11, 12, 13, 14, 15, 16, 17, 18, 19mm
 Deep 9, 10, 11, 12, 13, 14, 15, 16, 17, 18, 19mm
 Includes: Reversible Ratchet, U-Joint, 3" Extension, 6" Extension, Metal Box # 93002, 2 Socket Rails



25033SH
33 Pieces 6 Point SAE & Metric Socket & Attachment Set

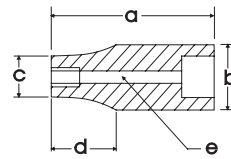
Contains: 5/16", 3/8", 7/16", 1/2", 9/16", 5/8", 11/16", 3/4", 13/16", 7/8", 7, 8, 9, 10, 11, 12, 13, 14, 15, 16, 17, 18, 19, 20, 21, 22 mm
 Includes: 32 Tooth Ratchet, 9" Flex Handle, U-Joint, 3" Extension, 6" Extension, 2 Spark Plug Sockets, Plastic Carrying Case # 93018

6 Point Standard Length - Impact Black Industrial Finish

Hex Size	6 Point Part No.	Overall Length in. a	Drive End in. b	Hex End in. c	Taper Length in. d	Bolt Clearance in. e
5/16"	P2210	1.18	0.75	0.49	0.51	0.24
3/8"	P2212	1.18	0.75	0.57	0.51	0.28
7/16"	P2214	1.18	0.75	0.67	0.51	0.35
1/2"	P2216	1.18	0.75	0.75	—	0.39
9/16"	P2218	1.18	0.79	0.79	—	0.47
5/8"	P2220	1.18	0.94	0.94	—	0.51
11/16"	P2222	1.18	0.94	0.94	—	0.59
3/4"	P2224	1.18	1.02	1.02	—	0.67



Federal Spec. U.S. GGG-W-660A ANSI B107.2



6 Point Deep Length - Impact Black Industrial Finish

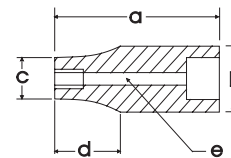
Hex Size	6 Point Part No.	Overall Length in. a	Drive End in. b	Hex End in. c	Taper Length in. d	Bolt Clearance in. e
5/16"	PL2210	2.56	0.75	0.49	0.51	0.24
3/8"	PL2212	2.56	0.75	0.57	0.51	0.28
7/16"	PL2214	2.56	0.75	0.7	0.51	0.35
1/2"	PL2216	2.56	0.75	0.75	—	0.39
9/16"	PL2218	2.56	0.79	0.79	—	0.47
5/8"	PL2220	2.56	0.94	0.94	—	0.51
11/16"	PL2222	2.56	0.94	0.94	—	0.59
3/4"	PL2224	2.56	1.02	1.02	—	0.67



Federal Spec. U.S. GGG-W-660A ANSI B107.2

6 Point Standard Length - Impact Black Industrial Finish

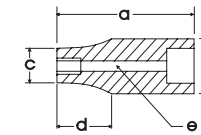
Hex Size	6 Point Part No.	Overall Length mm a	Drive End mm b	Hex End mm c	Taper Length mm d	Bolt Clearance mm e
8mm	MTP8	30	19	12.5	13	7
9mm	MTP9	30	19	14	13	7
10mm	MTP10	30	19	15	13	8
11mm	MTP11	30	19	17	13	9
12mm	MTP12	30	19	19	—	10
13mm	MTP13	30	19	19	—	11
14mm	MTP14	30	20	20	—	12
15mm	MTP15	30	22	22	—	13
16mm	MTP16	30	24	24	—	14
17mm	MTP17	30	24	24	—	15
18mm	MTP18	30	25	25	—	16
19mm	MTP19	30	26	26	—	17



Federal Spec. U.S. GGG-W-660A ANSI B107.2

6 Point Deep Length - Impact Black Industrial Finish

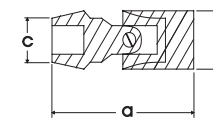
Hex Size	6 Point Part No.	Overall Length mm a	Drive End mm b	Hex End mm c	Taper Length mm d	Bolt Clearance mm e
8mm	MTPL8	65	19	12.5	13	7
9mm	MTPL9	65	19	14	13	7
10mm	MTPL10	65	19	15	13	8
11mm	MTPL11	65	19	17	13	9
12mm	MTPL12	65	19	19	—	10
13mm	MTPL13	65	19	19	—	11
14mm	MTPL14	65	20	20	—	12
15mm	MTPL15	65	22	22	—	13
16mm	MTPL16	65	24	24	—	14
17mm	MTPL17	65	24	24	—	15
18mm	MTPL18	65	25	25	—	16
19mm	MTPL19	65	26	26	—	17



Federal Spec. U.S. GGG-W-660A ANSI B107.2

6 Point Universal Joint Socket - Impact Black Industrial Finish

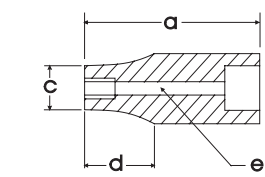
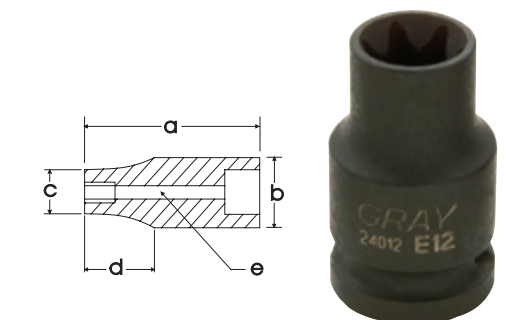
Hex Size	6 Point Part No.	Overall Length in. a	Drive End in. b	Hex End in. c
3/8"	PU120	2.11	0.93	0.59
7/16"	PU140	2.11	0.93	0.67
1/2"	PU160	2.11	0.93	0.74
9/16"	PU180	2.11	0.93	0.87
5/8"	PU200	2.11	0.93	0.83



Federal Spec. U.S. GGG-W-660A ANSI B107.2

Female Torx® Impact Sockets

Size	Part No.	Overall Length in. a	Drive End in. b	Hex End in. c	Taper Length in. d	Bolt Clearance in. e
E10	24010	1.3	0.7	0.5	.57	0.96
E12	24012	1.3	0.7	0.6	.56	0.93
E14	24014	1.3	0.7	0.6	.53	0.87
E16	24016	1.3	0.7	0.7	—	0.83



25058
8 Pieces 6 Point Deep SAE Impact Socket Set

Contains: 5/16", 3/8", 7/16", 1/2", 9/16", 5/8", 11/16", 3/4"
 Includes socket rail



29622
12 Pieces 6 Point Deep Metric Impact Socket Set

Contains: 8, 9, 10, 11, 12, 13, 14, 15, 16, 17, 18, 19mm
 Includes socket rail



PMD388T
8 Pieces 6 Point Deep Metric Impact Socket Set

Contains: 8, 9, 10, 11, 12, 13, 14, 15mm
 Includes socket rail



P8T
8 Pieces 6 Point Standard SAE Impact Socket Set

Contains: 5/16", 3/8", 7/16", 1/2", 9/16", 5/8", 11/16", 3/4"
 Includes socket rail



PD387T
7 Pieces 6 Point Deep SAE Impact Socket Set

Contains: 3/8", 7/16", 1/2", 9/16", 5/8", 11/16", 3/4"
 Includes socket rail



25805
5 Pieces 6 Point SAE Impact Universal Joint Socket Set

Contains: 3/8", 7/16", 1/2", 9/16", 5/8"
 Includes socket rail



24510
10 Pieces Female Torx® Impact Socket Set

Contains:
 1/4" Drive: E4, E5, E6, E7, E8
 3/8" Drive: E10, E12, E14, E16
 1/2" Drive: E18
 Includes socket rail



29612
12 Pieces 6 Point Standard Metric Impact Socket Set

Contains: 8, 9, 10, 11, 12, 13, 14, 15, 16, 17, 18, 19mm
 Includes socket rail



PM388T
8 Pieces 6 Point Standard Metric Impact Socket Set

Contains: 8, 9, 10, 11, 12, 13, 14, 15mm
 Includes socket rail

IMD208K
6 Pieces Impact Driver and Attachments Set

Part No.	Description
IMD206	3/8" sq. dr. impact driver
IMD207A	5/16" hex bit adapter
IMB21	No. 2 Phillips® 17/16" long
IMB22	No. 3 Phillips® 17/16" long
IMB23	5/16" Slotted 17/16" long
IMB24	3/8" Slotted 17/16" long

Includes metal case



Closed Back Design Ratchet

FEATURES

Greater Performance

Up to 64% more torque versus our previous generation ratchets

Protected for life

Our in-house nickel-plating process delivers a jewelry like finish and industry leading corrosion protection.

Less Downtime

The closed back design prevents dirt and debris from damaging the ratcheting mechanism resulting in superior tool life.

Sleeker Design

New contour handle, thinner head and compact design make it ultra comfortable to hold and use.

Ideal For Any Application

Available in 20, 32, and 40 tooth designs allowing you to select the right tool for the job.



Reversible Ratchet

Part No.	Description	Length
8720	Reversible ratchet, 20 tooth - Chrome	10"
8732	Reversible ratchet, 32 tooth - Chrome	10"
8740	Reversible ratchet, 40 tooth - Chrome	10"
8740B	Reversible ratchet, 40 tooth - Black	10"

Federal Spec. CDA 39-GP-12b U.S. GGG-W-641E ANSI B107.10M



Screwdriver Handle Ratchet

Part No.	Description	Length
31840	Reversible Ratchet, 20 tooth - Chrome with Orange Florescent Handle	11 1/4"



Long Reversible Ratchet

Part No.	Description	Length
8720L	Reversible ratchet, 20 tooth - Chrome	15"
8732L	Reversible ratchet, 32 tooth - Chrome	15"
8740L	Reversible ratchet, 40 tooth - Chrome	15"
8740LB	Reversible ratchet, 40 tooth - Black	15"

Federal Spec. CDA 39-GP-12b U.S. GGG-W-641E ANSI B107.10M



Screwdriver Handle Round Head Ratchet

Part No.	Description	Length
30872	Reversible Ratchet, 72 tooth - Chrome with Orange Florescent Handle	10 1/2"



Reversible Ratchet - Flexible Head

Part No.	Description	Length
8799F	Flex handle ratchet, 40 tooth - Chrome	14 1/2"



Miners Ratchet

Part No.	Description	Length
8740KLB	Reversible ratchet, 40 tooth - Black with knurled handle	15"



Linemans Ratchet

Part No.	Description	Length
8740HS	Linemans ratchet, 40 tooth - Chrome	10"



Flex Handle

Part No.	Description	Length
653	Flex handle - Chrome	15"
653B	Flex handle - Black	15"
653L	Flex handle - Chrome	18"
653LB	Flex handle - Black	18"

Federal Spec. CDA 39-GP-12b U.S. GGG-W-641E ANSI B107.10M



Speeder

Part No.	Description	Length
686	Speeder	19 1/4"

Federal Spec. CDA 39-GP-12b U.S. GGG-W-641E ANSI B107.10M



Sliding T Handle

Part No.	Description	Length
699	Sliding "T" handle	11"

Federal Spec. CDA 39-GP-12b U.S. GGG-W-641E ANSI B107.10M



Hex Drive Extension

Part No.	Hex Male	Square Male	Length
79300	7/16"	1/2"	2 1/8"
79303	7/16"	1/2"	3"
79305	7/16"	1/2"	5"

Federal Spec. CDA 39-GP-12b U.S. GGG-W-641E ANSI B107.10M



43505 5 Pieces 1/2" Drive Torque Limiting Extension Set

Part No.	Description	Colour	Length
P4-065T	65ft/lbs (90nm)	Yellow	7 3/4"
P4-080T	80ft/lbs (110nm)	Blue	7 3/4"
P4-100T	100ft/lbs (135nm)	Grey	7 3/4"
P4-120T	120ft/lbs (160nm)	White	7 3/4"
P4-140T	140ft/lbs (190nm)	Aqua	7 3/4"



Ratchet Adapter

Part No.	Description	Length
797	Reversible Ratchet Adapter	2 1/2"



Chrome Swivel Universal Joint

Part No.	Female	Male	Length
SWJ12	1/2"	1/2"	2 3/8"



Chrome Extensions

Part No.	Description	Length
718S	Chrome Extension	2"
718	Chrome Extension	5"
719	Chrome Extension	10"
715	Chrome Extension	15"
720	Chrome Extension	20"
718SW	Chrome Wobble Extension	2"
718W	Chrome Wobble Extension	5"
719W	Chrome Wobble Extension	10"

Federal Spec. CDA 39-GP-12b U.S. GGG-W-641E ANSI B107.10M



7183S 3 Pieces Chrome Extension Set

Part No.	Description	Length
718	Chrome Extension	5"
719	Chrome Extension	10"
715	Chrome Extension	15"



SWJ3S 3 Pieces Chrome Swivel Universal Joint Set

Part No.	Description	Length
SWJ14	1/4" Female, 1/4" Male	1 1/4"
SWJ38	3/8" Female, 3/8" Male	1 3/4"
SWJ12	1/2" Female, 1/2" Male	2 3/8"


Includes foam tray organizer.



Adapter - Chrome

Part No.	Description	Female	Male	Length
4206*	Adapter	1/2"	3/8"	1 21/32"
4298	Adapter	1/2"	3/4"	1 3/4"

* Due to the nature of the product this item is not warranted.
Federal Spec. U.S. GGG-W-641E ANSI Spec. B107.10M



12003S 3 Pieces Wobble Extension Set

Part No.	Description	Length
718SW	Chrome Wobble Extension	2"
718W	Chrome Wobble Extension	5"
719W	Chrome Wobble Extension	10"



Universal Joint

Part No.	Description	Length
709	Universal Joint	2 7/8"

Federal Spec. CDA 39-GP-12b U.S. GGG-W-641E ANSI B107.10M



Spark Plug Socket

Part No.	Description	Length
LD20R	Hex size: 5/8", Chrome	2 1/2"
LD26R	Hex size: 13/16", Chrome	3"



Screwdriver Socket

Part No.	Tip Size	Overall length	Bit Length	Replacement Bit Part No.
734	1/2 x .075	4 3/16"	2 9/16"	734-BIT



Drag Link Socket

Part No.	Description	Length
405A	.109 x 3/4, Chrome	1 9/16"
405	.150 x 15/16, Chrome	1 9/16"
405B	.150 x 13/16, Chrome	1 9/16"



Penta Socket

Part No.	Description	Length
31980	For Utilities - 5 Sided, Chrome	1 1/4"



2591A



19

Stud Remover

Part No.	Description	Length
2591A	1/2" Dr. 1/4" to 9/16"	2"
19	1/2" Dr. 1/4" to 3/4"	2"



Universal Joint - Impact - Black Finish

Part No.	Description	Square Female	Square Male	Length
P4-140A*	Universal Joint	1/2"	1/2"	2 11/32"

* Due to the nature of the product this item is not warranted.



Impact Extensions - Black Finish

Part No.	Description	Square Female	Square Male	Length
P4-105A	Impact Extension	1/2"	1/2"	5"
P4-110A	Impact Extension	1/2"	1/2"	10"



Adapters - Impact - Black Finish

Part No.	Description	Square Female	Square Male	Length
PA4-2A*	Adapter	1/2"	3/8"	1 1/2"
PA4-6*	Adapter	1/2"	3/4"	1 7/8"
PA6-4*	Adapter	3/4"	1/2"	2 3/16"

* Due to the nature of the product this item is not warranted.

6 & 12 Point Standard Length

Hex Size	6 Point Part No.	12 Point Part No.	Overall Length in. a	Drive End in. b	Hex End in. c	Taper Length in. d	Bolt Clearance in. e
3/8"	406	1406	1.50	0.87	0.59	0.35	0.32
7/16"	407	1407	1.50	0.87	0.67	0.47	0.35
1/2"	408	1408	1.50	0.87	0.75	0.47	0.43
9/16"	409	1409	1.50	0.94	0.83	0.47	0.32
5/8"	410	1410	1.50	0.94	0.91	0.47	0.49
11/16"	411	1411	1.50	0.94	0.94	—	0.58
3/4"	412	1412	1.50	1.02	1.02	—	0.69
13/16"	413	1413	1.50	1.14	1.14	—	0.70
7/8"	414	1414	1.50	1.18	1.18	—	0.76
15/16"	415	1415	1.75	1.26	1.26	—	0.86
1"	432	1432	1.75	1.38	1.38	—	0.90
1 1/16"	433	1433	2.00	1.42	1.42	—	0.98
1 1/8"	434	1434	2.00	1.54	1.54	—	1.05
1 3/16"	435	1435	2.00	1.57	1.57	—	1.10
1 1/4"	436	1436	2.00	1.65	1.65	—	1.18
1 5/16"	437	1437	2.00	1.77	1.77	—	—
1 3/8"	438	1438	2.00	1.85	1.85	—	1.27
1 7/16"	439	1439	2.00	1.93	1.93	—	1.11
1 1/2"	440	1440	2.00	1.97	1.97	—	—

Federal Spec. CDA 39-GP-12b U.S. GGG-W-641E ANSI B1071



6 & 12 Point Deep Length


Hex Size	6 Point Part No.	12 Point Part No.	Overall Length in. a	Drive End in. b	Hex End in. c	Taper Length in. d	Bolt Clearance in. e
3/8"	LDS12	LD12	3.07	0.87	0.59	0.55	0.32
7/16"	LDS14	LD14	3.07	0.87	0.67	0.55	0.37
1/2"	LDS16	LD16	3.07	0.87	0.75	0.55	0.39
9/16"	LDS18	LD18	3.07	0.94	0.83	0.67	0.48
5/8"	LDS20	LD20	3.07	0.94	0.91	0.67	0.50
11/16"	LDS22	LD22	3.07	0.94	0.94	0.67	0.61
3/4"	LDS24	LD24	3.07	1.02	1.02	0.75	0.68
13/16"	LDS26	LD26	3.07	1.14	1.14	0.94	0.72
7/8"	LDS28	LD28	3.07	1.18	1.18	0.94	0.79
15/16"	LDS30	LD30	3.07	1.26	1.26	0.94	0.85
1"	LDS32	LD32	3.07	1.38	1.38	0.94	0.90
1 1/16"	LDS34	LD34	3.07	1.42	1.42	0.94	0.79
1 1/8"	LDS36	LD36	3.07	1.54	1.54	0.94	1.08
1 3/16"	LDS38	LD38	3.07	1.57	1.57	0.94	1.11
1 1/4"	LDS40	LD40	3.07	1.65	1.65	0.94	1.20
1 5/16"	LDS42	LD42	3.07	1.77	1.77	0.94	—
1 3/8"	LDS44	LD44	3.07	1.85	1.85	0.94	1.04
1 7/16"	LDS46	LD46	3.07	1.93	1.93	0.94	—
1 1/2"	LDS48	LD48	3.07	1.97	1.97	0.94	1.42

Federal Spec. CDA 39-GP-12b U.S. GGG-W-641E ANSI B1071

Note: NOT FOR IMPACT USE. All items on this page are for hand use only.

6 & 12 Point Standard Length

Hex Size	6 Point Part No.	12 Point Part No.	Overall Length mm a	Drive End mm b	Hex End mm c	Taper Length mm d	Bolt Clearance mm e
10mm	M1210H	M1210	38	23	15	19	7
11mm	M1211H	M1211	38	23	16	19	8
12mm	M1212H	M1212	38	23	18	19	9
13mm	M1213H	M1213	38	23	19	19	9
14mm	M1214H	M1214	38	23	21	19	10
15mm	M1215H	M1215	38	23	22	19	11
16mm	M1216H	M1216	38	23	23	—	12
17mm	M1217H	M1217	38	24	24	—	12
18mm	M1218H	M1218	38	25	25	—	13
19mm	M1219H	M1219	38	27	27	—	13
20mm	M1220H	M1220	38	28	28	—	13
21mm	M1221H	M1221	38	29	29	—	15
22mm	M1222H	M1222	38	30	30	—	16
23mm	M1223H	M1223	38	32	32	—	16
24mm	M1224H	M1224	44	33	33	—	16
25mm	M1225H	M1225	44	35	35	—	18
26mm	M1226H	M1226	44	36	36	—	18
27mm	M1227H	M1227	44	36	36	—	19
28mm	M1228H	M1228	44	38	38	—	20
29mm	M1229H	—	44	40	40	—	20
30mm	M1230H	M1230	44	41	41	—	20
31mm	M1231H	—	44	43	43	—	20
32mm	M1232H	M1232	51	44	44	—	20
36mm	M1236H	M1236	57	49	49	—	23



Double Square - Standard Length

Hex Size	8 Point Part No.	Overall Length in. a	Drive End in. b	Hex End in. c	Taper Length in. d	Bolt Clearance in. e
3/8"	D406S	1.50	0.9	0.69	0.68	0.28
7/16"	D407S	1.50	0.9	0.82	0.68	0.28
1/2"	D408S	1.50	0.9	0.90	—	0.34
9/16"	D409S	1.50	0.98	0.98	—	0.40
5/8"	D410S	1.50	1.12	1.12	—	0.46
11/16"	D411S	1.50	1.25	1.25	—	0.46
3/4"	D412S	1.50	1.30	1.30	—	0.53

Federal Spec. CDA 39-GP-12b U.S. GGG-W-641E ANSI B1071



Hex Head Sockets - Standard Length

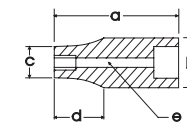
Hex Size	Part No.	Overall Length, in.	Replacement Bit Part No.	Replacement Bit Length, in.
1/4"	DW8L	3.25	78416	1.69
5/16"	DW10L	3.25	78420	1.69
3/8"	DW12L	3.25	78424	1.69
7/16"	DW14L	3.25	78428	1.69
1/2"	DW16L	3.75	78432	1.95
9/16"	DW18L	3.75	78436	1.95
5/8"	DW20L	4.00	78440	2.05
3/4"	DW24L	4.00	78448	2.05

Federal Spec. CDA 39-GP-12b U.S. GGG-W-641E ANSI B1071

Federal Spec. CDA 39-GP-12b U.S. GGG-W-641E ANSI B1071

6 & 12 Point Deep Length

Hex Size	6 Point Part No.	12 Point Part No.	Overall Length mm a	Drive End mm b	Hex End mm c	Taper Length mm d	Bolt Clearance mm e
10mm	MD1210H	MD1210	83	23	14	19	7
11mm	—	MD1211	83	23	17	19	8
12mm	MD1212H	MD1212	83	23	17	19	9
13mm	MD1213H	MD1213	83	23	19	19	9
14mm	MD1214H	MD1214	83	23	21	19	10
15mm	MD1215H	MD1215	83	23	22	19	11
16mm	MD1216H	MD1216	83	23	23	—	12
17mm	MD1217H	MD1217	83	24	24	—	12
18mm	MD1218H	MD1218	83	25	25	—	13
19mm	MD1219H	MD1219	83	27	27	—	13
20mm	MD1220H	MD1220	83	28	28	—	13
21mm	MD1221H	MD1221	83	29	29	—	15
22mm	MD1222H	MD1222	83	30	30	—	16
23mm	MD1223H	MD1223	83	31	31	—	16
24mm	MD1224H	MD1224	83	33	33	—	16
25mm	MD1225H	MD1225	83	35	35	—	18
26mm	MD1226H	MD1226	83	36	36	—	18
27mm	MD1227H	MD1227	83	36	36	—	20
28mm	MD1228H	—	83	38	38	—	19
29mm	MD1229H	—	83	39	39	—	20
30mm	MD1230H	—	83	40	40	—	21



Hex Head Sockets - Extra Long

Hex Size	Part No.	Overall Length, in.	Replacement Bit Part No.	Replacement Bit Length, in.
1/4"	DW8XL	5.0	78516	3.45
5/16"	DW10XL	5.0	78520	3.45
3/8"	DW12XL	5.0	78524	3.45
7/16"	DW14XL	5.0	78528	3.45
1/2"	DW16XL	5.5	78532	3.95
9/16"	DW18XL	5.5	78536	3.95
5/8"	DW20XL	6.0	78540	4.00
3/4"	DW24XL	6.0	78548	4.00

Federal Spec. CDA 39-GP-12b U.S. GGG-W-641E ANSI B1071



Hex Head Sockets - Standard Length

Hex Size	Part No.	Overall Length, mm	Replacement Bit Part No.	Replacement Bit Length, mm
6mm	MDW6L	81	78606	43
8mm	MDW8L	81	78608	43
10mm	MDW10L	81	78610	43
12mm	MDW12L	94	78612	50
14mm	MDW14L	94	78614	50
17mm	MDW17L	101	78617	50
19mm	MDW19L	101	78619	50

Federal Spec. CDA 39-GP-12M U.S. GGG-W-641E ANSI B1075.

Federal Spec. CDA 39-GP-12M U.S. GGG-W-641E ANSI B1075.

Note: NOT FOR IMPACT USE.
All items on this page are for hand use only.



Hex Head Sockets - Extra Long

Hex Size	Part No.	Overall Length, mm	Replacement Bit Part No.	Replacement Bit Length, mm
6mm	MDW6XL	128	78706	95
8mm	MDW8XL	128	78708	95
10mm	MDW10XL	128	78710	95
12mm	MDW12XL	140	78712	98
14mm	MDW14XL	140	78714	98
17mm	MDW17XL	145	78717	98
19mm	MDW19XL	145	78719	98

Federal Spec. CDA 39-GP-12M. U.S. GGG-W-641E. ANSI B1075.



Torx® Head Sockets

Size	Part No.	Overall Length, in.	Replacement Bit Part No.	Replacement Bit Length, in.
T27	TX627	3	77927	1.50
T30	TX630	3	77930	1.50
T40	TX640	3	77940	1.50
T45	TX645	3	77945	1.50
T50	TX650	3	77950	1.50
T55	TX655	3	77955	1.50
T60	TX660	3	77960	1.50

Federal Spec. CDA 39-GP-12b U.S. GGG-W-641E ANSI B1071



**35215
15 Pieces 6 Point Deep SAE Socket Set**

Contains: 3/8", 7/16", 1/2", 9/16", 5/8", 11/16", 3/4", 13/16", 7/8", 15/16", 1", 1 1/16", 1 1/8", 1 3/16", 1 1/4"
Includes socket rail



**35212
12 Pieces 6 Point Deep SAE Socket Set**

Contains: 7/16", 1/2", 9/16", 5/8", 11/16", 3/4", 13/16", 7/8", 15/16", 1", 1 1/16", 1 1/8"
Includes socket rail

**35020
19 Pieces 6 Point Standard SAE Socket Set**

Contains: 3/8", 7/16", 1/2", 9/16", 5/8", 11/16", 3/4", 13/16", 7/8", 15/16", 1", 1 1/16", 1 1/8", 1 3/16", 1 1/4", 1 5/16", 1 3/8", 1 7/16", 1 1/2"
Includes 2 socket rails



**35120
19 Pieces 12 Point Standard SAE Socket Set**

Contains: 3/8", 7/16", 1/2", 9/16", 5/8", 11/16", 3/4", 13/16", 7/8", 15/16", 1", 1 1/16", 1 1/8", 1 3/16", 1 1/4", 1 5/16", 1 3/8", 1 7/16", 1 1/2"
Includes 2 socket rails



**35015
15 Pieces 6 Point Standard SAE Socket Set**

Contains: 3/8", 7/16", 1/2", 9/16", 5/8", 11/16", 3/4", 13/16", 7/8", 15/16", 1", 1 1/16", 1 1/8", 1 3/16", 1 1/4"
Includes socket rail



**35012
12 Pieces 6 Point Standard SAE Socket Set**

Contains: 7/16", 1/2", 9/16", 5/8", 11/16", 3/4", 13/16", 7/8", 15/16", 1", 1 1/16", 1 1/8"
Includes socket rail



**35115
15 Pieces 12 Point Standard SAE Socket Set**

Contains: 3/8", 7/16", 1/2", 9/16", 5/8", 11/16", 3/4", 13/16", 7/8", 15/16", 1", 1 1/16", 1 1/8", 1 3/16", 1 1/4"
Includes socket rail



**35112
12 Pieces 12 Point Standard SAE Socket Set**

Contains: 7/16", 1/2", 9/16", 5/8", 11/16", 3/4", 13/16", 7/8", 15/16", 1", 1 1/16", 1 1/8"
Includes socket rail





35315
15 Pieces 12 Point Deep SAE Socket Set

Contains: 3/8", 7/16", 1/2", 9/16", 5/8", 11/16", 3/4", 13/16", 7/8", 15/16", 1", 1 1/16", 1 1/8" 1 3/16", 1 1/4"
 Includes socket rail



35312
12 Pieces 12 Point Deep SAE Socket Set

Contains: 7/16", 1/2", 9/16", 5/8", 11/16", 3/4", 13/16", 7/8", 15/16", 1", 1 1/16", 1 1/8"
 Includes socket rail



39019
19 Pieces 6 Point Standard Metric Socket Set

Contains: 10, 11, 12, 13, 14, 15, 16, 17, 18, 19, 20, 21, 22, 23, 24, 25, 26, 27, 28mm
 Includes 2 socket rails



39012
12 Pieces 6 Point Standard Metric Socket Set

Contains: 10, 11, 12, 13, 14, 15, 16, 17, 18, 19, 20, 21mm
 Includes socket rail



39218
18 Pieces 6 Point Deep Metric Socket Set

Contains: 10, 12, 13, 14, 15, 16, 17, 18, 19, 20, 21, 22, 23, 24, 25, 26, 27, 28mm
 Includes 2 socket rails



39119
19 Pieces 12 Point Standard Metric Socket Set

Contains: 10, 11, 12, 13, 14, 15, 16, 17, 18, 19, 20, 21, 22, 23, 24, 25, 26, 27, 28mm
 Includes 2 socket rails



39112
12 Pieces 12 Point Standard Metric Socket Set

Contains: 10, 11, 12, 13, 14, 15, 16, 17, 18, 19, 20, 21mm
 Includes socket rail



39318
18 Pieces 12 Point Deep Metric Socket Set

Contains: 10, 11, 12, 13, 14, 15, 16, 17, 18, 19, 20, 21, 22, 23, 24, 25, 26, 27mm
 Includes 2 socket rails



DW24LS
8 Pieces Hex Head SAE Socket Set

Contains: 1/4", 5/16", 3/8", 7/16", 1/2", 9/16", 5/8", 3/4"
Includes socket rail



35607
7 Pieces Hex Head SAE Socket Set

Contains: 5/16", 3/8", 7/16", 1/2", 9/16", 5/8", 3/4"
Includes socket rail



MDW7LCP
7 Pieces Hex Head Metric Socket Set

Contains: 6, 8, 10, 12, 14, 17, 19mm
Includes socket rail



35606
6 Pieces Hex Head SAE Socket Set

Contains: 1/4", 5/16", 3/8", 7/16", 1/2", 9/16"
Includes socket rail



35605
5 Pieces Hex Head SAE Socket Set

Contains: 5/16", 3/8", 7/16", 1/2", 9/16"
Includes socket rail



MDW19XLS
7 Pieces Extra Long - Metric Hex Head Socket Set

Contains: 6, 8, 10, 12, 14, 17, 19mm
Includes socket rail



DW24XLS
8 Pieces Extra Long SAE Hex Head Socket Set

Contains: 1/4", 5/16", 3/8", 7/16", 1/2", 9/16", 5/8", 3/4"
Includes socket rail



35616
6 Pieces Extra Long SAE Hex Head Socket Set

Contains: 1/4", 5/16", 3/8", 7/16", 1/2", 9/16"
Includes socket rail



35705
5 Pieces Torx® Head Socket Set

Contains: T27, T30, T40, T45, T50
Includes socket rail



35707
7 Pieces Torx® Head Socket Set

Contains: T27, T30, T40, T45, T50, T55, T60
Includes socket rail



30805
5 Pieces Chrome Ratchet & Attachment Set

Includes: Reversible Ratchet, Flex Handle, U-Joint, 5" Extension, 10" Extension, Metal Box # 9101



38220
20 Pieces 6 Point Deep SAE Socket Set

Contains: 3/8", 7/16", 1/2", 9/16", 5/8", 11/16", 3/4", 13/16", 7/8", 15/16", 1", 1 1/16", 1 1/8", 1 3/16", 1 1/4"
 Includes: Reversible Ratchet, Flex Handle, Universal Joint, 5" Extension, 10" Extension, Metal Box # 9101, socket rail



38020
20 Pieces 6 Point Standard SAE Socket Set

Contains: 3/8", 7/16", 1/2", 9/16", 5/8", 11/16", 3/4", 13/16", 7/8", 15/16", 1", 1 1/16", 1 1/8", 1 3/16", 1 1/4"
 Includes: Reversible Ratchet, Flex Handle, Universal Joint, 5" Extension, 10" Extension, Metal Box # 9101, socket rail



38017
17 Pieces 6 Point Standard SAE Socket Set

Contains: 7/16", 1/2", 9/16", 5/8", 11/16", 3/4", 13/16", 7/8", 15/16", 1", 1 1/16", 1 1/8"
 Includes: Reversible Ratchet, Flex Handle, U-Joint, 5" Extension, 10" Extension, Metal Box # 9101, socket rail



38217
17 Pieces 6 Point Deep SAE Socket Set

Contains: 7/16", 1/2", 9/16", 5/8", 11/16", 3/4", 13/16", 7/8", 15/16", 1", 1 1/16", 1 1/8"
 Includes: Reversible Ratchet, Flex Handle, Universal Joint, 5" Extension, 10" Extension, Metal Box # 9101, socket rail



38120
20 Pieces 12 Point Standard SAE Socket Set

Contains: 3/8", 7/16", 1/2", 9/16", 5/8", 11/16", 3/4", 13/16", 7/8", 15/16", 1", 1 1/16", 1 1/8", 1 3/16", 1 1/4"
 Includes: Reversible Ratchet, Flex Handle, Universal Joint, 5" Extension, 10" Extension, Metal Box # 9101, socket rail



38117
17 Pieces 12 Point Standard SAE Socket Set

Contains: 7/16", 1/2", 9/16", 5/8", 11/16", 3/4", 13/16", 7/8", 15/16", 1", 1 1/16", 1 1/8"
 Includes: Reversible Ratchet, Flex Handle, Universal Joint, 5" Extension, 10" Extension, Metal Box # 9101, socket rail



39017
17 Pieces 6 Point Standard Metric Socket Set

Contains: 10, 11, 12, 13, 14, 15, 16, 17, 18, 19, 20, 21mm
 Includes: Reversible Ratchet, Flex Handle, Universal Joint, 5" Extension, 10" Extension, Metal Box # 9101, socket rail



38320
20 Pieces 12 Point Deep SAE Socket Set

Contains: 3/8", 7/16", 1/2", 9/16", 5/8", 11/16", 3/4", 13/16", 7/8", 15/16", 1", 1 1/16", 1 1/8", 1 3/16", 1 1/4"
 Includes: Reversible Ratchet, Flex Handle, Universal Joint, 5" Extension, 10" Extension, Metal Box # 9101, socket rail



38317
17 Pieces 12 Point Deep SAE Socket Set

Contains: 7/16", 1/2", 9/16", 5/8", 11/16", 3/4", 13/16", 7/8", 15/16", 1", 1 1/16", 1 1/8"
 Includes: Reversible Ratchet, Flex Handle, Universal Joint, 5" Extension, 10" Extension, Metal Box # 9101, socket rail



35038SH
38 Pieces 6 Point SAE & Metric Socket & Attachment Set

Contains: 3/8", 7/16", 1/2", 9/16", 5/8", 11/16", 3/4", 13/16", 7/8", 15/16", 1", 1 1/16", 1 1/8", 1 1/4"
 10, 11, 12, 13, 14, 15, 16, 17, 18, 19, 20, 21, 22, 23, 24, 27, 30, 32mm
 Includes: Reversible Ratchet, 15" Flexible Handle, U Joint, 2" Extension, 5" Extension, 10" Extension, Blow Molded Case # 93012



35038DH
38 Pieces 12 Point SAE & Metric Socket & Attachment Set

Contains: 3/8", 7/16", 1/2", 9/16", 5/8", 11/16", 3/4", 13/16", 7/8", 15/16", 1", 1 1/8", 1 1/4"
 10, 11, 12, 13, 14, 15, 16, 17, 18, 19, 20, 21, 22, 23, 24, 27, 30, 32mm
 Includes: Reversible Ratchet, 15" Flexible Handle, U Joint, 2" Extension, 5" Extension, 10" Extension, Blow Molded Case # 93012

6 Point Standard Length - Impact Black Industrial Finish

Hex Size	6 Point Part No.	Overall Length in. a	Drive End in. b	Hex End in. c	Taper Length in. d	Bolt Clearance in. e
3/8"	P2406	1.5	0.87	0.63	0.47	0.31
7/16"	P2407	1.5	0.87	0.71	0.33	0.35
1/2"	P2408	1.5	0.87	0.79	0.19	0.43
9/16"	P2409	1.5	0.94	0.87	0.19	0.47
5/8"	P2410	1.5	0.98	0.98	—	0.55
11/16"	P2411	1.5	1.02	1.02	—	0.63
3/4"	P2412	1.5	1.1	1.1	—	0.67
13/16"	P2413	1.5	1.18	1.18	—	0.71
7/8"	P2414	1.5	1.26	1.26	—	0.79
15/16"	P2415	1.7	1.34	1.34	—	0.87
1"	P2432	1.7	1.42	1.42	—	0.91
1 1/16"	P2433	1.97	1.5	1.5	—	0.98
1 1/8"	P2434	1.97	1.57	1.57	—	1.02
1 3/16"	P2435	1.97	1.65	1.65	—	1.1
1 1/4"	P2436	1.97	1.73	1.73	—	1.18
1 5/16"	P2437	1.99	1.77	1.77	—	1.22
1 3/8"	P2438	1.97	1.91	1.91	—	1.3
1 7/16"	P2439	1.97	1.99	1.99	—	1.34
1 1/2"	P2440	1.97	2.07	2.07	—	1.42



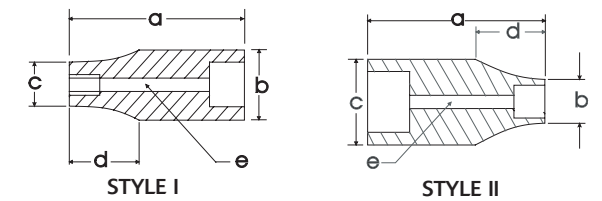
Federal Spec. CDA 39-GP-12M U.S. GGG-W-66OA ANSI B1071

12 Point Standard Length - Impact Black Industrial Finish

Hex Size	12 Point Part No.	Overall Length in. a	Drive End in. b	Hex End in. c	Taper Length in. d	Bolt Clearance in. e
3/8"	P2406DH	1.50	0.94	0.63	0.47	0.32
7/16"	P2407DH	1.50	0.94	0.71	0.47	0.35
1/2"	P2408DH	1.50	0.94	0.79	0.47	0.43
9/16"	P2409DH	1.50	0.94	0.87	0.47	0.46
5/8"	P2410DH	1.50	0.94	0.94	0.47	0.49
11/16"	P2411DH	1.50	1.02	1.02	0.51	0.59
3/4"	P2412DH	1.50	1.10	1.10	0.51	0.73
13/16"	P2413DH	1.50	1.18	1.18	0.55	0.71
7/8"	P2414DH	1.50	1.26	1.26	0.59	0.80
15/16"	P2415DH	1.77	1.34	1.34	0.79	0.86
1"	P2432DH	1.77	1.42	1.42	0.79	0.90
1 1/16"	P2433DH	1.97	1.50	1.50	0.94	0.98
1 1/8"	P2434DH	1.97	1.50	1.57	0.94	1.05
1 3/16"	P2435DH	1.97	1.50	1.65	0.94	1.10
1 1/4"	P2436DH	1.97	1.50	1.73	0.94	1.18
1 5/16"	P2437DH	1.97	1.50	1.77	0.94	—
1 3/8"	P2438DH	1.97	1.50	1.85	0.94	—
1 7/16"	P2439DH	1.97	1.50	1.91	0.94	—
1 1/2"	P2440DH	1.97	1.50	1.99	0.94	—



ASME 107.2 - 1995



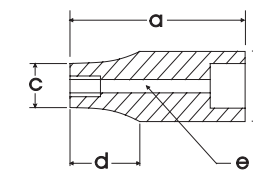
6 Point Deep Length - Impact Black Industrial Finish

Hex Size	6 Point Part No.	Overall Length in. a	Drive End in. b	Hex End in. c	Taper Length in. d	Bolt Clearance in. e
3/8"	PL2406	3.07	0.87	0.63	0.67	0.28
7/16"	PL2407	3.07	0.87	0.71	0.67	0.35
1/2"	PL2408	3.07	0.87	0.79	0.67	0.39
9/16"	PL2409	3.07	0.94	0.87	0.67	0.47
5/8"	PL2410	3.07	0.94	0.94	—	0.51
11/16"	PL2411	3.07	1.02	1.02	—	0.59
3/4"	PL2412	3.07	1.1	1.1	—	0.67
13/16"	PL2413	3.07	1.18	1.18	—	0.75
7/8"	PL2414	3.07	1.26	1.26	—	0.79
15/16"	PL2415	3.07	1.34	1.34	—	0.87
1"	PL2432	3.07	1.42	1.42	—	0.91
1 1/16"	PL2433	3.07	1.5	1.5	—	0.98
1 1/8"	PL2434	3.07	1.57	1.57	—	1.02
1 3/16"	PL2435	3.07	1.65	1.65	—	1.1
1 1/4"	PL2436	3.07	1.73	1.73	—	1.8
1 5/16"	PL2437	3.07	1.77	1.77	—	1.22
1 3/8"	PL2438	3.07	1.91	1.91	—	1.3
1 7/16"	PL2439	3.07	1.99	1.99	—	1.34
1 1/2"	PL2440	3.07	2.07	2.07	—	1.42

Federal Spec. CDA 39-GP-12M U.S. GGG-W-66OA ANSI B1072

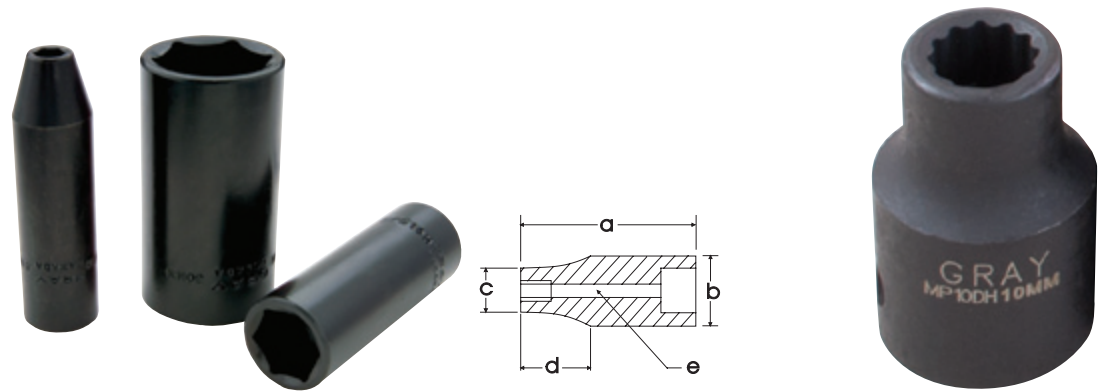


ASME 107.2 - 1995



6 Point Regular Length - Impact Black Industrial Finish

Hex Size	6 Point Part No.	Overall Length mm a	Drive End mm b	Hex End mm c	Taper Length mm d	Bolt Clearance mm e
8mm	MP08H	38	22	15	14	6
9mm	MP09H	38	22	15	14	7
10mm	MP10H	38	22	17	10	8
11mm	MP11H	38	22	18	8	9
12mm	MP12H	38	22	19	7	10
13mm	MP13H	38	24	20	8	11
14mm	MP14H	38	24	22	5	12
15mm	MP15H	38	25	23	5	13
16mm	MP16H	38	25	25	—	14
17mm	MP17H	38	26	26	—	15
18mm	MP18H	38	26	26	—	16
19mm	MP19H	38	28	28	—	17
20mm	MP20H	38	30	30	—	18
21mm	MP21H	38	30	30	—	19
22mm	MP22H	45	32	32	—	20
23mm	MP23H	45	32	32	—	21
24mm	MP24H	45	34	34	—	22
25mm	MP25H	45	36	36	—	23
26mm	MP26H	50	36	36	—	24
27mm	MP27H	50	38	38	—	25
28mm	MP28H	50	40	40	—	26
29mm	MP29H	50	40	40	—	27
30mm	MP30H	50	42	42	—	28
31mm	MP31H	50	43	43	—	29
32mm	MP32H	50	44	44	—	30
36mm	MP36H	50	48.5	48.5	—	34



6 Point Deep Length - Impact Black Industrial Finish

Hex Size	6 Point Part No.	Overall Length mm a	Drive End mm b	Hex End mm c	Taper Length mm d	Bolt Clearance mm e
8mm	MPD08H	78	22	15	17	6
9mm	MPD09H	78	22	15	17	7
10mm	MPD10H	78	22	17	17	8
11mm	MPD11H	78	22	18	17	9
12mm	MPD12H	78	22	19	17	10
13mm	MPD13H	78	24	20	17	11
14mm	MPD14H	78	24	22	17	12
15mm	MPD15H	78	24	24	-	13
16mm	MPD16H	78	24	24	-	14
17mm	MPD17H	78	26	26	-	15
18mm	MPD18H	78	26	26	-	16
19mm	MPD19H	78	28	28	-	17
20mm	MPD20H	78	30	30	-	18
21mm	MPD21H	78	30	30	-	19
22mm	MPD22H	78	32	32	-	20
23mm	MPD23H	78	32	32	-	21
24mm	MPD24H	78	34	34	-	22
25mm	MPD25H	82	35	35	-	20
27mm	MPD27H	78	38	38	-	25
30mm	MPD30H	78	42	42	-	28
36mm	MPD36H	78	48.5	48.5	-	34

12 Point Standard Length - Impact Black Industrial Finish

Hex Size	12 Point Part No.	Overall Length mm a	Drive End mm b	Hex End mm c	Taper Length mm d	Bolt Clearance mm e
10mm	MP10DH	38	24	17	16	8
11mm	MP11DH	38	24	18	16	9
12mm	MP12DH	38	24	19	16	10
13mm	MP13DH	38	24	20	16	11
14mm	MP14DH	38	24	22	16	12
15mm	MP15DH	38	24	24	-	13
16mm	MP16DH	38	24	24	-	14
17mm	MP17DH	38	26	26	-	15
18mm	MP18DH	38	26	26	-	16
19mm	MP19DH	38	28	28	-	17
20mm	MP20DH	38	30	30	-	18
21mm	MP21DH	38	30	30	-	19
22mm	MP22DH	38	32	32	-	20
23mm	MP23DH	38	32	32	-	21
24mm	MP24DH	45	34	34	-	22
30mm	MP30DH	50	38	42	-	28
32mm	MP32DH	50	38	44	-	30

6 Point Universal Joint Socket - Impact Black Industrial Finish

Hex Size	6 Point Part No.	Overall Length in. a	Drive End in. b	Hex End in. c
7/16"	PHU14	2.56	1.10	0.67
1/2"	PHU16	2.56	1.10	0.75
9/16"	PHU18	2.56	1.10	0.86
5/8"	PHU20	2.56	1.10	0.91
11/16"	PHU22	2.56	1.10	1.02
3/4"	PHU24	2.56	1.10	1.09
13/16"	PHU26	2.56	1.10	1.17
7/8"	PHU28	2.56	1.10	1.25
15/16"	PHU30	2.56	1.10	1.33
1"	PHU32	2.56	1.10	1.41

Federal Spec. CDA 39-GP-12M U.S. GGG-W-660A ANSI B107.2

6 Point Deep Universal Joint Socket - Impact Black Industrial Finish

Hex Size	6 Point Part No.	Overall Length in. a	Drive End in. b	Hex End in. c
3/8"	PHU12L	3.50	1.10	0.59
7/16"	PHU14L	3.50	1.10	0.67
1/2"	PHU16L	3.50	1.10	0.75
9/16"	PHU18L	3.50	1.10	0.87
5/8"	PHU20L	3.50	1.10	0.91
11/16"	PHU22L	3.50	1.50	1.02
3/4"	PHU24L	3.50	1.50	1.10
13/16"	PHU26L	3.50	1.50	1.18
7/8"	PHU28L	3.50	1.50	1.26
15/16"	PHU30L	3.50	1.50	1.34

ASME 107.2 - 1995



6 Point Universal Joint Socket Impact - Black Industrial Finish

Hex Size	6 Point Part No.	Overall Length mm a	Drive End mm b	Hex End mm c
10mm	PHUM10	65	27.50	15.00
11mm	PHUM11	65	27.50	17.00
12mm	PHUM12	65	27.50	19.00
13mm	PHUM13	65	27.50	20.00
14mm	PHUM14	65	27.50	21.80
15mm	PHUM15	65	27.50	23.00
16mm	PHUM16	65	27.50	23.00
17mm	PHUM17	65	27.50	25.70
18mm	PHUM18	65	27.50	25.80
19mm	PHUM19	65	27.50	27.80
20mm	PHUM20	65	27.50	29.80
21mm	PHUM21	65	27.50	29.80
22mm	PHUM22	65	27.50	31.80
23mm	PHUM23	65	27.50	31.80
24mm	PHUM24	65	27.50	33.80

ASME 107.2 - 1995

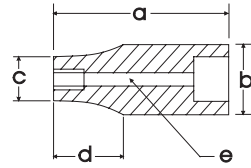


6 Point Deep Universal Joint Socket Impact - Black Industrial Finish

Hex Size	6 Point Part No.	Overall Length mm a	Drive End mm b	Hex End mm c
10mm	PHUM10L	89	28	15.00
11mm	PHUM11L	89	28	17.00
12mm	PHUM12L	89	28	19.00
13mm	PHUM13L	89	28	20.00
14mm	PHUM14L	89	28	21.80
15mm	PHUM15L	89	28	23.00
16mm	PHUM16L	89	28	23.00
17mm	PHUM17L	89	32	25.70
18mm	PHUM18L	89	32	25.80
19mm	PHUM19L	89	32	27.80
20mm	PHUM20L	89	32	29.80
21mm	PHUM21L	89	32	29.80
22mm	PHUM22L	89	32	31.80
23mm	PHUM23L	89	32	31.80
24mm	PHUM24L	89	32	33.80

ASME 107.2 - 1995





Female Torx® Impact Socket

Size	6 Point Part No.	Overall Length in. a	Drive End in. b	Hex End in. c	Taper Length in. d	Bolt Clearance in. e
E18	34018	1.5	1.0	0.8	.68	1.0



Double Square Standard Length Impact - Black Industrial Finish

Size	8 Point Part No.	Overall Length in. a	Drive End in. b	Hex End in. c	Taper Length in. d	Bolt Clearance in. e
3/8"	P4-812	1.5	0.87	0.75	0.60	0.31
7/16"	P4-814	1.5	0.94	0.83	0.60	0.35
1/2"	P4-816	1.5	0.94	0.94	0.60	0.43
9/16"	P4-818	1.5	1.02	1.02	—	0.47
5/8"	P4-820	1.5	1.1	1.1	—	0.55
11/16"	P4-822	1.5	1.18	1.18	—	0.63
3/4"	P4-824	1.5	1.34	1.34	—	0.67
13/16"	P4-826	1.5	1.42	1.42	—	0.75
7/8"	P4-828	1.5	1.5	1.5	—	0.75
15/16"	P4-830	1.77	1.5	1.65	—	0.91
1"	P4-832	1.77	1.5	1.73	—	0.91

Federal Spec. CDA 39-GP-12M U.S. GGG-W-660A ANSI B1072



P11T 11 Pieces 6 Point Standard SAE Impact Socket Set

Contains: 3/8", 7/16", 1/2", 9/16", 5/8", 11/16", 3/4", 13/16", 7/8", 15/16", 1"
Includes socket rail



P6T 6 Pieces 6 Point Standard SAE Impact Socket Set

Contains: 1/2", 9/16", 5/8", 11/16", 3/4", 13/16"
Includes socket rail



PL13T 13 Pieces 6 Point Deep SAE Impact Socket Set

Contains: 1/2", 9/16", 5/8", 11/16", 3/4", 13/16", 7/8", 15/16", 1", 11/16", 11/8", 13/16", 1 1/4"
Includes socket rail



PL11T 11 Pieces 6 Point Deep SAE Impact Socket Set

Contains: 3/8", 7/16", 1/2", 9/16", 5/8", 11/16", 3/4", 13/16", 7/8", 15/16", 1"
Includes socket rail



35066 16 Pieces 6 Point Standard SAE Impact Socket Set

Contains: 3/8", 7/16", 1/2", 9/16", 5/8", 11/16", 3/4", 13/16", 7/8", 15/16", 1", 11/16", 11/8", 13/16", 1 1/4", 1 5/16"
Includes socket rail



35064 14 Pieces 6 Point Standard SAE Impact Socket Set

Contains: 3/8", 7/16", 1/2", 9/16", 5/8", 11/16", 3/4", 13/16", 7/8", 15/16", 1", 1 1/16", 1 1/8", 1 1/4"
Includes socket rail

PL8HT 8 Pieces 6 Point Deep SAE Impact Socket Set

Contains: 1/2", 9/16", 5/8", 11/16", 3/4", 13/16", 7/8", 15/16"
Includes socket rail





39023
23 Pieces 6 Point Standard Metric Impact Socket Set

Contains: 10, 11, 12, 13, 14, 15, 16, 17, 18, 19, 20, 21, 22, 23, 24, 25, 26, 27, 28, 29, 30, 31, 32mm
Includes 2 socket rails



39014
14 Pieces 6 Point Standard Metric Impact Socket Set

Contains: 10, 11, 12, 13, 14, 15, 16, 17, 18, 19, 20, 21, 22, 23mm
Includes socket rail



39260
10 Pieces 6 Point Deep Metric Impact Socket Set

Contains: 13, 14, 15, 16, 17, 18, 19, 20, 21, 22mm
Includes socket rail



MPD8HT
8 Pieces 6 Point Deep Metric Impact Socket Set

Contains: 8, 9, 10, 11, 13, 14, 17, 19mm
Includes socket rail



39062
12 Pieces 6 Point Standard Metric Impact Socket Set

Contains: 8, 9, 10, 11, 12, 13, 14, 15, 16, 17, 18, 19mm
Includes socket rail



MP6T
6 Pieces 6 Point Standard Metric Impact Socket Set

Contains: 13, 14, 15, 16, 17, 18mm
Includes socket rail



35068
19 Pieces 12 Point Standard SAE Impact Socket Set

Contains: 3/8", 7/16", 1/2", 9/16", 5/8", 11/16", 3/4", 13/16", 7/8", 15/16", 1", 1 1/16", 1 1/8", 1 3/16", 1 1/4", 1 5/16", 1 3/8", 1 7/16", 1 1/2"
Includes socket rail.



39117
17 Pieces 12 Point Standard Metric Impact Socket Set

Contains: 10, 11, 12, 13, 14, 15, 16, 17, 18, 19, 20, 21, 22, 23, 24, 30, 32mm
Includes socket rail.



39214
14 Pieces 6 Point Deep Metric Impact Socket Set

Contains: 10, 11, 12, 13, 14, 15, 16, 17, 18, 19, 20, 21, 22, 23mm
Includes socket rail



35810
10 Pieces 6 Point Standard SAE Impact Universal Joint Socket Set

Contains: 7/16", 1/2", 9/16", 5/8", 11/16", 3/4", 13/16", 7/8", 15/16", 1"
Includes socket rail



35910
10 Pieces 6 Point Deep SAE Impact Universal Joint Socket Set

Contains: 3/8", 7/16", 1/2", 9/16", 5/8", 11/16", 3/4", 13/16", 7/8", 15/16"
Includes socket rail.



36815
15 Pieces 6 Point Standard Metric Impact Universal Joint Socket Set

Contains: 10, 11, 12, 13, 14, 15, 16, 17, 18, 19, 20, 21, 22, 23, 24mm
Includes socket rail.



36915
15 Pieces 6 Point Deep Metric Impact Universal Joint Socket Set

Contains: 10, 11, 12, 13, 14, 15, 16, 17, 18, 19, 20, 21, 22, 23, 24mm
Includes socket rail



35057
7 Pieces 8 Point Standard SAE Double Square Impact Socket Set

Contains: 3/8", 7/16", 1/2", 9/16", 5/8", 11/16", 3/4"
Includes socket rail



24510
10 Pieces Female Torx® Impact Socket Set

Contains:
1/4" Drive: E4, E5, E6, E7, E8
3/8" Drive: E10, E12, E14, E16
1/2" Drive: E18
Includes socket rail

35806
6 Pieces Impact Driver & Attachments Set

Part No.	Description
IMB21	No. 2 Phillips® 17/16" long
IMB22	No. 3 Phillips® 17/16" long
IMB23	5/16" Slotted 17/16" long
IMB24	3/8" Slotted 17/16" long

Includes metal case



Ratchet Head with Handle

Chrome Part No.	Black Part No.	Description	Length
4254-55	4254B-55B	Ratchet Head and 19 1/2" Handle	24"
4254-56	—	Ratchet Head and 20" Handle	24 1/2"
4254-57	—	Ratchet Head and 35" Handle	39 1/2"
4266	4266B	One piece design with knurled handle	24"

Federal Spec. U.S. GGG-W-641E ANSI B107.10M



Ratchet Head and Handle

Chrome Part No.	Black Part No.	Description	Length
4254	4254B	Reversible ratchet, 32 tooth (Head Only)	6 1/4"
4255	4255B	Handle fits 4254 or 4254B	19 1/2"
4256	—	Knurled Grip Bar fits 4254 or 4254B	20"
4257	—	Knurled Grip Bar fits 4254 or 4254B	35"

Federal Spec. U.S. GGG-W-641E ANSI B107.10M



Flex Handle

Part No.	Description	Length
4288	Knurled Grip Flex Handle - Chrome	21"
4288B	Knurled Grip Flex Handle - Black	21"

Federal Spec. CDA 39-GP-12b U.S. GGG-W-641E ANSI B107.10M



Extensions - Chrome

Part No.	Description	Length
885	Extension	4"
88	Extension	8"
87	Extension	15 1/2"



Drive Head - Chrome

Part No.	Description	Length
86	Drive Head for 4255, 4256, 4257	2 1/4"

Federal Spec. U.S. GGG-W-641E ANSI Spec. B107.10M



Universal Joint - Chrome

Part No.	Square Male	Square Female	Length
4295	3/4"	3/4"	3 1/2"

Federal Spec. CDA 39-GP12b U.S. GGG-W-641E
ANSI Spec. B107.10M



Adapters - Chrome

Part No.	Female	Male	Length
4298	1/2"	3/4"	1 3/4"
4299*	3/4"	1/2"	2"
4211*	3/4"	1"	2 1/4"
4213*	1"	3/4"	2 5/8"

Federal Spec. U.S. GGG-W-641E ANSI Spec. B10710M
 * Due to the nature of the product these items are not warranted.



Drag Link Socket - Chrome

Part No.	Description	Tip Size	Length
4405	Drag Link Socket	3/16 x 1 3/8"	2 3/16"



Universal Joint - Black Impact

Part No.	Female	Male	Length
P6-140A*	3/4"	3/4"	4"



Adapters - Impact

Part No.	Female	Male	Length
PA6-4*	3/4"	1/2"	2 3/16"
PA6-7	3/4"	1"	1 3/4"

* Due to the nature of the product these items are not warranted.



Adapters - Impact

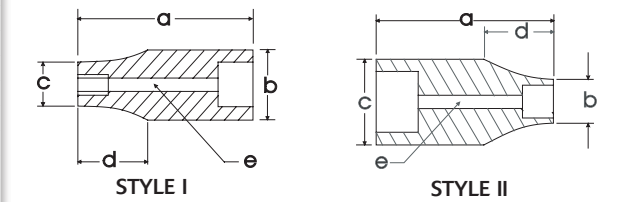
Part No.	Female	Male	Length
PA4-6	1/2"	3/4"	1 7/8"
PA7-6*	1"	3/4"	2 7/8"

* Due to the nature of the product these items are not warranted.

12 Point Standard Length

Hex Size	12 Point Part No.	Overall Length in. a	Drive End in. b	Hex End in. c	Taper Length in. d	Bolt Clearance in. e	
3/4"	HD24	1.97	1.42	1.18	0.87	0.67	Style I
13/16"	HD26	1.97	1.42	1.22	0.87	0.80	
7/8"	HD28	1.97	1.42	1.28	0.87	0.76	
15/16"	HD30	1.97	1.42	1.38	0.87	0.87	
1"	HD32	2.01	1.50	1.50	—	0.94	
1 1/16"	HD34	2.05	1.57	1.54	0.87	1.05	
1 1/8"	HD36	2.05	1.57	1.57	—	1.19	
1 3/16"	HD38	2.24	1.57	1.65	0.94	—	
1 1/4"	HD40	2.24	1.57	1.73	0.94	—	
1 5/16"	HD42	2.24	1.57	1.81	0.94	—	
1 3/8"	HD44	2.24	1.57	1.89	0.94	—	
1 7/16"	HD46	2.28	1.57	2.01	0.94	—	
1 1/2"	HD48	2.36	1.73	2.05	0.94	—	
1 9/16"	HD50	2.36	1.73	2.13	0.94	—	
1 5/8"	HD52	2.44	1.73	2.20	0.94	—	
1 11/16"	HD54	2.76	1.73	2.28	0.94	—	
1 3/4"	HD56	2.76	1.73	2.36	0.94	—	
1 13/16"	HD58	2.83	1.89	2.44	0.94	—	
1 7/8"	HD60	2.91	1.89	2.52	0.94	—	
1 15/16"	HD62	2.91	1.89	2.60	0.94	—	
2"	HD64	2.91	1.89	2.68	0.94	—	
2 1/16"	HD66	3.07	2.13	2.76	0.94	—	
2 1/8"	HD68	3.27	2.13	2.83	0.94	—	
2 3/16"	HD70	3.39	2.13	2.87	0.94	—	
2 1/4"	HD72	3.39	2.13	2.95	0.94	—	
2 5/16"	HD74	3.39	2.13	3.07	0.94	—	
2 3/8"	HD76	3.54	2.13	3.15	0.94	—	

Federal Spec. CDA 39-GP12b U.S. GGG-W-641E ANSI Spec. B1075



6 Point Deep Length

Size	6 Point Part No.	Overall Length in. a	Drive End in. b	Hex End in. c	Taper Length in. d	Bolt Clearance in. e
1 5/16"	RLH30	3.35	1.42	1.38	1.73	0.92
1"	RLH32	3.35	1.50	1.50	0.94	0.76
1 1/16"	RLH34	3.54	1.57	1.54	1.73	—
1 1/8"	RLH36	3.54	1.57	1.57	1.04	0.84
1 1/4"	RLH40	3.54	1.57	1.73	0.94	1.14
1 5/16"	RLH42	3.54	1.57	1.81	0.94	1.01
1 3/8"	RLH44	3.54	1.57	1.89	0.94	1.05
1 7/16"	RLH46	3.54	1.57	2.01	0.94	—
1 1/2"	RLH48	3.54	1.73	2.05	0.94	1.22
1 5/8"	RLH52	3.54	1.73	2.20	0.94	—

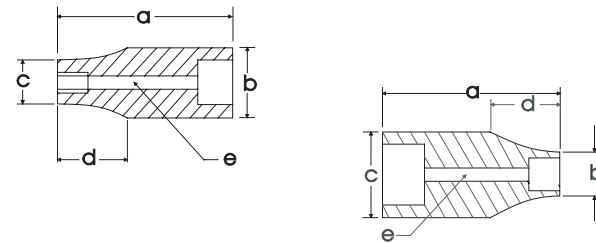
Note: NOT FOR IMPACT USE. All items on this page are for hand use only.

12 Point Standard Length

Hex Size	12 Point Part No.	Overall Length mm a	Drive End mm b	Hex End mm c	Taper Length mm d	Bolt Clearance mm e
24mm	M3424	51	36	34	—	—
25mm	M3425	51	35	36	16	—
26mm	M3426	51	36	37	16	—
27mm	M3427	51	36	38	22	—
28mm	M3428	51	36	39	22	—
29mm	M3429	51	38	40	22	—
30mm	M3430	54	38	42	24	—
32mm	M3432	56	38	44	26	—
35mm	M3435	58	42	48	26	—
36mm	M3436	58	42	50	28	—
38mm	M3438	58	45	52	28	—
41mm	M3441	64	45	56	30	—
42mm	M3442	64	45	57	30	—
46mm	M3446	68	47	62	34	—
50mm	M3450	72	48	68	36	—
54mm	M3454	74	48	72	38	—
55mm	M3455	76	48	74	40	—
58mm	M3458	78	48	78	40	—
60mm	M3460	78	48	80	42	—

Federal Spec. CDA 39-GP12b U.S. GGG-W-641E ANSI Spec. B107.5

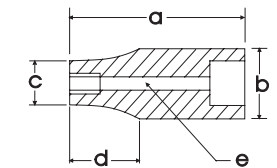
Note: Not for impact use. Above items are for hand use only.



6 Point Standard Length Impact - Black Industrial Finish

Hex Size	6 Point Part No.	Overall Length in. a	Drive End in. b	Hex End in. c	Taper Length in. d	Bolt Clearance in. e
9/16"	P2609	1.97	1.5	1	0.87	0.47
5/8"	P2610	1.97	1.5	1.08	0.87	0.51
11/16"	P2611	1.97	1.5	1.14	0.87	0.59
3/4"	P2612	1.97	1.5	1.18	0.87	0.67
13/16"	P2613	2.05	1.5	1.26	0.87	0.71
7/8"	P2614	2.05	1.5	1.34	0.87	0.79
15/16"	P2615	2.05	1.5	1.42	0.87	0.83
1"	P2632	2.05	1.5	1.57	—	0.91
1 1/16"	P2634	2.05	1.5	1.57	—	1.02
1 1/8"	P2636	2.05	1.65	1.65	—	1.02
1 3/16"	P2638	2.05	1.73	1.73	—	1.1
1 1/4"	P2640	2.05	1.73	1.73	—	1.18
1 5/16"	P2642	2.2	1.73	1.85	—	1.22
1 3/8"	P2644	2.2	1.73	1.97	—	1.3
1 7/16"	P2646	2.2	1.73	2	—	1.34
1 1/2"	P2648	2.2	1.73	2.09	—	1.42
1 9/16"	P2650	2.44	1.73	2.2	—	1.48
1 5/8"	P2652	2.44	1.73	2.28	—	1.54
1 11/16"	P2654	2.44	1.73	2.5	—	1.61
1 3/4"	P2656	2.44	1.73	2.56	—	1.67
1 13/16"	P2658	2.68	1.73	2.64	—	1.69
1 7/8"	P2660	2.68	1.73	2.68	—	1.75
1 5/16"	P2662	2.76	1.73	2.76	—	1.77
2"	P2664	2.83	2.13	1.8	—	1.81
2 1/16"	P2666	2.83	2.13	2.91	—	1.85
2 1/8"	P2668	2.83	2.13	3.03	—	1.93
2 3/16"	P2670	2.91	2.13	3.03	—	1.99
2 1/4"	P2672	2.91	2.13	3.15	—	1.05
2 5/16"	P2674	2.95	2.13	3.23	—	2.11
2 3/8"	P2676	2.95	2.13	3.31	—	2.17


Federal Spec. U.S. GGG-W-660A



Axle Nut Sockets

Hex Size	Part No.	Description	Length, in.
2 3/32"	AN1	6 point	3
2 1/4"	AN2	6 point	3
2 3/8"	AN3	6 point	3
2 1/2"	AN4	6 point	3
2 9/16"	AN5	6 point	3
2 5/8"	AN6	6 point	3
2 3/4"	AN7	6 point	3
2 7/8"	AN8	6 point	3
3"	AN9	6 point	3
3 1/4"	AN10	6 point	3
3 1/2"	AN11	6 point	3
3 7/8"	AN12	6 point	3
4"	AN13	6 point	3
4 1/8"	AN14	6 point	3
2 9/16"	AN31	8 point	3
3"	AN32	8 point	3
3 1/4"	AN33	8 point	3
3 7/8"	AN34	8 point	3
4 7/8"	AN35	8 point	3
2 3/8"	AN51*	6 point	3
2 9/16"	AN52*	6 point	3

* Fits special "Rounded" hex nut as found on DANA axles.



Heavy Duty Adjustable Wheel Bearing Lock Nut Wrench

Part No.	Description
AN100	Adjustable jaws with lock fitting suitable for both hexagon and octagon wheel bearing lock nuts.

* See page 292 for additional specifications

8 Point Standard Length Impact - Black Industrial Finish

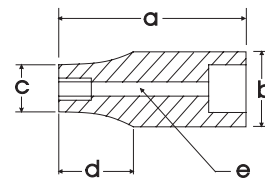
Hex Size	8 Point Part No.	Overall Length in. a	Drive End in. b	Hex End in. c	Taper Length in. d	Bolt Clearance in. e
3/4"	P6-824	2.05	1.6	1.60	—	0.67
13/16"	P6-826	2.05	1.6	1.60	—	0.71
7/8"	P6-828	2.05	1.73	1.76	—	0.79
15/16"	P6-830	2.05	1.73	1.76	—	0.83
1"	P6-832	2.12	1.73	2.00	—	0.91
1 1/16"	P6-834	2.20	1.73	2.08	—	1.02
1 1/8"	P6-836	2.27	1.73	2.27	—	1.02
1 3/16"	P6-838	2.35	1.73	2.36	—	1.1
1 1/4"	P6-840	2.35	1.73	2.36	—	1.18
1 5/16"	P6-842	2.43	1.73	2.50	—	1.22

Federal Spec. U.S. GGG-W-660A



6 Point Deep Length Impact - Black Industrial Finish

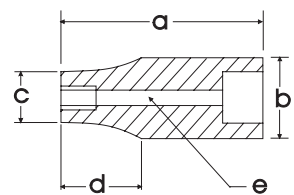
Hex Size	6 Point Part No.	Overall Length in. a	Drive End in. b	Hex End in. c	Taper Length in. d	Bolt Clearance in. e
9/16"	PL2609	3.25	1.6	1	0.75	0.6
5/8"	PL2610	3.25	1.6	1.1	0.75	0.6
11/16"	PL2611	3.25	1.6	1.1	0.75	0.6
3/4"	PL2612	3.35	1.5	1.18	1.73	0.67
13/16"	PL2613	3.35	1.5	1.26	1.73	0.71
7/8"	PL2614	3.35	1.5	1.34	1.73	0.79
15/16"	PL2615	3.35	1.5	1.42	1.73	0.83
1"	PL2632	3.35	1.5	1.57	—	0.91
1 1/16"	PL2634	3.35	1.5	1.57	—	1.04
1 1/8"	PL2636	3.35	1.65	1.65	—	1.06
1 3/16"	PL2638	3.35	1.73	1.73	—	1.1
1 1/4"	PL2640	3.35	1.73	1.73	—	1.18
1 5/16"	PL2642	3.35	1.73	1.85	—	1.22
1 3/8"	PL2644	3.35	1.73	1.97	—	1.3
1 7/16"	PL2646	3.35	1.73	2.01	—	1.36
1 1/2"	PL2648	3.74	1.73	2.09	—	1.42
1 9/16"	PL2650	3.74	1.73	2.2	—	1.48
1 5/8"	PL2652	3.74	1.73	2.28	—	1.54
1 11/16"	PL2654	3.74	1.73	2.5	—	1.61
1 3/4"	PL2656	3.74	1.73	2.56	—	1.67
1 13/16"	PL2658	3.74	1.73	2.64	—	1.69
1 7/8"	PL2660	3.74	1.73	2.68	—	1.75
1 15/16"	PL2662	3.74	1.73	2.76	—	1.77
2"	PL2664	3.74	2.13	2.8	—	1.81



Federal Spec. U.S. GGG-W-6660A

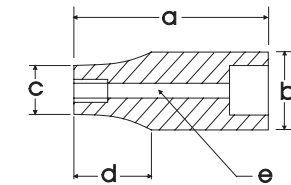
6 Point Standard Length Impact - Black Industrial Finish

Hex Size	6 Point Part No.	Overall Length mm a	Drive End mm b	Hex End mm c	Taper Length mm d	Bolt Clearance mm e
17mm	MP3417H	50	38	28.5	22	15
18mm	MP3418H	52	38	29.5	24	16
19mm	MP3419H	52	38	30	24	17
20mm	MP3420H	52	38	31	24	18
21mm	MP3421H	52	38	32	24	19
22mm	MP3422H	52	38	34	24	20
23mm	MP3423H	52	38	35	24	21
24mm	MP3424H	52	38	36	24	22
25mm	MP3425H	52	38	38	24	23
26mm	MP3426H	52	38	38	—	24
27mm	MP3427H	52	40	40	—	25
28mm	MP3428H	52	42	42	—	26
29mm	MP3429H	52	42	42	—	27
30mm	MP3430H	52	44	44	—	28
31mm	MP3431H	52	44	44	—	29
32mm	MP3432H	52	44	48	—	30
33mm	MP3433H	56	44	49	—	30
34mm	MP3434H	56	44	50	—	30
35mm	MP3435H	56	44	51	—	30
36mm	MP3436H	56	44	53	—	32
38mm	MP3438H	56	44	55	—	32
40mm	MP3440H	58	44	57	—	36
41mm	MP3441H	58	44	59	—	37
42mm	MP3442H	58	44	61	—	38
43mm	MP3443H	63	44	63	—	39
46mm	MP3446H	63	44	67	—	42
50mm	MP3450H	72	54	71	—	45



6 Point Deep Length Impact - Black Industrial Finish

Hex Size	6 Point Part No.	Overall Length mm a	Drive End mm b	Hex End mm c	Taper Length mm d	Bolt Clearance mm e
19mm	MPD3419H	90	38	30	52	17
21mm	MPD3421H	90	38	32	52	19
22mm	MPD3422H	90	38	34	52	20
23mm	MPD3423H	90	38	35	52	21
24mm	MPD3424H	90	38	36	52	22
25mm	MPD3425H	90	38	38	—	23
26mm	MPD3426H	90	38	38	—	24
27mm	MPD3427H	90	40	40	—	25
30mm	MPD3430H	90	44	44	—	28
31mm	MPD3431H	90	44	44	—	29
32mm	MPD3432H	90	44	48	—	30
33mm	MPD3433H	90	44	49	—	30
34mm	MPD3434H	90	44	50	—	30
35mm	MPD3435H	90	44	51	—	30
36mm	MPD3436H	90	44	53	—	32
37mm	MPD3437H	90	44	53	—	32
38mm	MPD3438H	92	44	55	—	32
41mm	MPD3441H	92	44	59	—	37
43mm	MPD3443H	92	44	63	—	39
46mm	MPD3446H	92	44	67	—	42
50mm	MPD3450H	95	54	71	—	45



Lock Ring and Pin

Part No.	Description
PLR34	Locking Ring .140 x 1.687 O/D
PLP34	Locking Pin .185 x 1.45 long

Standard Length Hex Head Sockets Impact - Black Industrial Finish

Hex Size	Part No.	Overall Length in.	Replacement Bit Part No.	Replacement Bit Length, in.
9/16"	PB2618	4	PB2618-BIT	2
5/8"	PB2620	4	PB2620-BIT	2
3/4"	PB2624	4	PB2624-BIT	2
7/8"	PB2628	4	PB2628-BIT	2
1"	PB2632	4	PB2632-BIT	2





Standard Length Metric Hex Head Sockets Impact - Black Industrial Finish

Hex Size	Part No.	Overall Length mm	Replacement Bit Part No.	Replacement Bit Length, mm
14mm	PB2614M	100	PB2618-BIT	50
17mm	PB2617M	100	PB2620-BIT	50
19mm	PB2619M	100	PB2624-BIT	50
22mm	PB2622M	100	PB2628-BIT	50
24mm	PB2624M	100	PB2632-BIT	50



45110
10 Pieces 12 Point Standard SAE Socket Set

Contains: 15/16", 1", 1 1/16", 1 1/8", 1 1/4", 1 5/16", 1 3/8", 1 7/16", 1 1/2", 1 5/8"
Includes 2 socket rails



45010
10 Pieces 6 Point Standard SAE Impact Socket Set

Contains: 15/16", 1", 1 1/16", 1 1/8", 1 1/4", 1 5/16", 1 3/8", 1 7/16", 1 1/2", 1 5/8"
Includes 2 socket rails



45260
10 Pieces 6 Point Deep SAE Impact Socket Set

Contains: 15/16", 1", 1 1/16", 1 1/8", 1 1/4", 1 5/16", 1 3/8", 1 7/16", 1 1/2", 1 5/8"
Includes 2 socket rails



45805
5 Pieces SAE Hex Head Socket Set Impact - Black Industrial Finish

Contains: 9/16", 5/8", 3/4", 7/8", 1"
Includes socket rail



46805
5 Pieces Metric Hex Head Socket Set Impact - Black Industrial Finish

Contains: 14, 17, 19, 22, 24mm
Includes socket rail



HD25
26 Pieces 12 Point SAE Socket Set

Contains: 7/8", 15/16", 1", 1 1/16", 1 1/8", 1 3/16", 1 1/4", 1 5/16", 1 3/8", 1 7/16", 1 1/2", 1 5/8", 1 11/16", 1 3/4", 1 13/16", 1 7/8", 2", 2 3/16"
 Includes: Reversible Ratchet Head, Handle, Flex Handle, Sliding T-Head, 15 1/2" Extension, 8" Extension, 4" Extension, Metal Box # 9119



HD21
22 Pieces 12 Point SAE Socket Set

Contains: 7/8", 15/16", 1", 1 1/16", 1 1/8", 1 3/16", 1 1/4", 1 5/16", 1 3/8", 1 7/16", 1 1/2", 1 5/8", 1 3/4", 1 13/16", 1 7/8", 2"
 Includes: Reversible Ratchet Head, Handle, Sliding T-Head, 15 1/2" Extension, 8" Extension, Metal Box # 9119



HD15
15 Pieces 12 Point SAE Socket Set

Contains: 7/8", 1", 1 1/16", 1 1/8", 1 1/4", 1 3/8", 1 7/16", 1 1/2", 1 5/8", 1 3/4"
 Includes: Reversible Ratchet Head, Handle, Sliding T-Head, 8" Extension, Metal Box # 9101




HD12
12 Pieces 12 Point SAE Socket Set

Contains: 1", 1 1/16", 1 1/8", 1 1/4", 1 3/8", 1 7/16", 1 1/2", 1 5/8"
 Includes: Reversible Ratchet Head, Handle, 8" Extension, Sliding T-Head, Metal Box # 9101

MHD15
15 Pieces 12 Point Metric Socket Set

Contains: 24, 25, 26, 27, 28, 29, 30, 32, 35, 36mm
 Includes: Reversible Ratchet Head, Handle, Sliding T-Head, 8" Extension, Tool Box # 9101



Reversible Ratchet - Satin Chrome

Part No.	Description	Length
X101	Reversible Ratchet, 45 Tooth	24"

Federal Spec. U.S. GGG-W-641E ANSI Spec. B107.10M



Flex Handle - Satin Chrome

Part No.	Description	Length
X106	Flex Handle	26"

Federal Spec. U.S. GGG-W-641E ANSI Spec. B107.10M



Sliding T-bar - Satin Chrome

Part No.	Description	Length
X31-32	Sliding T-bar	22"

Federal Spec. U.S. GGG-W-641E ANSI Spec. B107.10M



Extensions - Satin Chrome

Part No.	Description	Length
X8	Extension	8"
X9	Extension	17"

Federal Spec. U.S. GGG-W-641E ANSI Spec. B107.10M



Extensions - Black Impact

Part No.	Description	Length
P5406	Extension	7"
P5410	Extension	10"
P5413	Extension	13"



Adapters - Chrome

Part No.	Female	Male	Length
4213*	1"	3/4"	2 5/8"
4211*	3/4"	1"	2 1/4"

Federal Spec. U.S. GGG-W-641E ANSI Spec. B10710M



Universal Joint - Black Impact

Part No.	Female	Male	Length
P7-140A*	1"	1"	4 3/8"



Adapters - Black Impact

Part No.	Female	Male	Length
PA7-6*	1"	3/4"	2 7/8"
PA6-7	3/4"	1"	2 1/4"
PA7-8	1"	1 1/2"	3 1/4"
PA8-7*	1 1/2"	1"	3 1/4"



Budd Wheel Socket - Black Impact

Part No.	Description	Length
P5426S	1 3/16"	2 1/4"



4 Point Socket - Standard Length - Black Impact

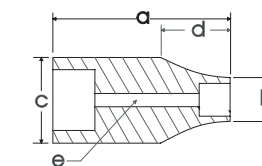
Size	Part No.	Overall Length in.	Drive End in.	Hex End in.
3/4	7-424	2.25	2	1.6
13/16	7-426	2.25	2	1.65
7/8	7-428	2.25	2	1.75
15/16	7-430	2.31	2	1.88
1	7-432	2.37	2	1.94
1 1/16	7-434	2.37	2	2
1 1/8	7-436	2.37	2.15	2.25
1 13/16	7-438	2.5	2	2.25

* Due to the nature of the product these items are not warrantied.

12 Point Standard Length

Hex Size	12 Point Part No.	Overall Length in. a	Drive End in. b	Hex End in. c	Taper Length in. d	Bolt Clearance in. e
1 7/16"	X46	2.50	1.75	2.00	1.00	thru
1 1/2"	X48	2.56	1.75	2.12	1.00	thru
1 5/8"	X52	2.68	1.75	2.25	1.87	thru
1 11/16"	X54	2.75	1.93	2.37	1.87	thru
1 3/4"	X56	2.81	1.93	2.50	1.87	thru
1 13/16"	X58	2.93	1.93	2.56	1.87	thru
1 7/8"	X60	3.00	2.25	2.62	.87	thru
2"	X64	3.00	2.25	2.75	.93	thru
2 1/16"	X66	3.00	2.25	2.84	1.00	thru
2 1/8"	X68	3.00	2.25	2.93	1.12	thru
2 3/16"	X70	3.12	2.25	3.00	1.00	thru
2 1/4"	X72	3.18	2.25	3.12	1.00	thru
2 5/16"	X74	3.25	2.25	3.18	1.50	thru
2 3/8"	X76	3.31	2.25	3.25	1.12	thru
2 7/16"	X78	3.37	2.25	3.31	1.18	thru
2 1/2"	X80	3.50	2.25	3.37	1.25	thru
2 9/16"	X82	3.50	2.25	3.37	1.25	thru
2 5/8"	X84	3.50	2.25	3.50	1.25	thru
2 3/4"	X88	3.68	2.68	3.68	1.25	thru
2 15/16"	X94	3.87	2.68	3.93	1.37	thru
3"	X96	4.00	2.68	4.00	1.37	thru
3 1/8"	X100	4.00	2.68	4.18	1.37	thru
3 1/2"	X112	4.87	2.68	4.75	1.43	thru

Federal Spec. CDA 39-GP-12b U.S. GGG-W 641E ANSI Spec. B10710M



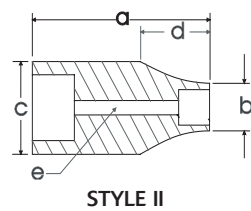
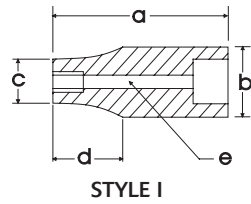
12 Point Standard Length

Hex Size	12 Point Part No.	Overall Length mm a	Drive End mm b	Hex End mm c	Taper Length mm d	Bolt Clearance mm e
46mm	MX46	75	49	65	30	thru
50mm	MX50	76	57	70	24	thru
54mm	MX54	76	57	75	29	thru
55mm	MX55	79	57	76	25	thru
60mm	MX60	84	57	83	29	thru
65mm	MX65	89	57	86	32	thru
70mm	MX70	94	68	94	32	thru
75mm	MX75	102	68	102	35	thru

Federal Spec. CDA 39-GP-12b U.S. GGG-W 641E.

Note: NOT FOR IMPACT USE. All items on this page are for hand use only.

6 Point Standard Length - Impact Black Industrial Finish



	Hex Size	6 Point Part No.	Overall Length in. a	Drive End in. b	Hex End in. c	Taper Length in. d	Bolt Clearance in. e
Style I	3/4"	7-624	2.28	2.01	1.42	0.91	0.53
	13/16"	7-626	2.28	2.01	1.50	0.91	0.59
	7/8"	7-628	2.28	2.01	1.54	0.91	0.59
	15/16"	7-630	2.28	2.01	1.57	0.91	0.66
	1"	7-632	2.28	2.01	1.65	0.91	0.66
	1 1/16"	7-634	2.28	2.01	1.73	0.91	0.69
	1 1/8"	7-636	2.28	2.01	1.81	0.91	0.78
	1 3/16"	7-638	2.36	2.01	1.89	0.98	0.80
	1 1/4"	7-640	2.36	2.01	2.01	—	0.81
	1 5/16"	7-642	2.44	2.05	2.09	—	0.94
Style II	1 3/8"	7-644	2.44	2.05	2.13	—	0.94
	1 7/16"	7-646	2.44	2.05	2.20	—	1.00
	1 1/2"	7-648	2.44	2.05	2.28	—	1.06
	1 9/16"	7-650	2.44	2.05	2.36	—	1.06
	1 5/8"	7-652	2.44	2.05	2.42	—	1.13
	1 11/16"	7-654	2.52	2.05	2.56	—	1.19
	1 3/4"	7-656	2.52	2.28	2.60	—	1.19
	1 13/16"	7-658	2.52	2.28	2.68	—	1.25
	1 7/8"	7-660	2.60	2.28	2.76	—	1.31
	1 15/16"	7-662	2.68	2.28	2.83	—	1.37
	2"	7-664	2.76	2.28	2.91	—	1.37
	2 1/16"	7-666	2.76	2.28	2.95	—	1.44
	2 1/8"	7-668	2.76	2.28	3.07	—	1.50
	2 3/16"	7-670	2.83	2.44	3.15	—	1.50
	2 1/4"	7-672	2.95	2.44	3.31	—	1.56
	2 5/16"	7-674	2.95	2.44	3.39	—	1.56
	2 3/8"	7-676	3.07	2.44	3.43	—	1.56
	2 7/16"	7-678	3.07	2.44	3.50	—	1.69
	2 1/2"	7-680	3.15	2.44	3.58	—	1.75
	2 9/16"	7-682	3.15	2.44	3.66	—	1.75
	2 5/8"	7-684	3.23	2.44	3.74	—	1.81
	2 11/16"	7-686	3.23	2.44	3.82	—	1.87
	2 3/4"	7-688	3.35	2.44	3.86	—	1.87
	2 13/16"	7-690	3.43	2.44	3.94	—	1.94
	2 7/8"	7-692	3.43	2.44	4.02	—	1.94
	2 15/16"	7-694	3.74	3.39	4.09	—	1.94
	3"	7-696	3.86	3.39	4.17	—	2.22
	3 1/8"	7-6100	3.94	3.39	4.29	—	2.22
	3 1/4"	7-6104	3.94	3.39	4.45	—	2.31
	3 3/8"	7-6108	3.94	3.39	4.53	—	2.37
3 1/2"	7-6112	4.13	3.39	4.92	—	2.37	
3 5/8"	7-6116	4.13	3.39	5.00	—	2.56	
3 3/4"	7-6120	4.13	3.39	5.12	—	3.52	
3 7/8"	7-6124	4.13	3.74	5.35	—	2.63	
4"	7-6128	4.13	3.74	5.51	—	2.85	
4 1/8"	7-6132	4.13	3.74	5.63	—	2.85	
4 1/4"	7-6136	4.13	3.74	5.75	—	2.85	
4 1/2"	7-6144	4.13	3.74	5.98	—	3.09	

Federal Spec. U.S. GGG-W-660 ANSI Spec. B1072-1975

6 Point Deep Length - Impact Black Industrial Finish

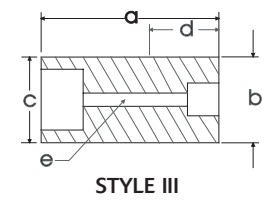
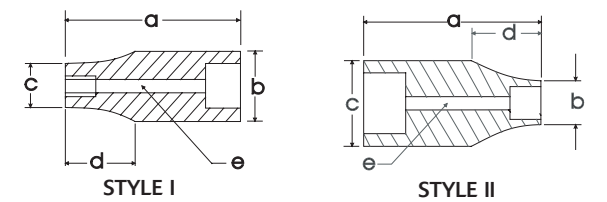
	Hex Size	6 Point Part No.	Overall Length in. a	Drive End in. b	Hex End in. c	Taper Length in. d	Bolt Clearance in. e
Style I	7/8"	17-628	2.33	2.01	1.54	0.85	0.79
	15/16"	17-630	3.54	2.01	1.57	1.60	0.87
	1"	17-632	3.54	2.01	1.65	1.60	0.91
	1 1/16"	17-634	3.54	2.01	1.73	1.60	0.98
	1 1/8"	17-636	3.54	2.01	1.81	1.60	1.02
	1 3/16"	17-638	3.54	2.01	1.89	1.60	1.1
	1 1/4"	17-640	3.54	2.01	2.01	—	1.18
	1 5/16"	17-642	3.54	2.05	2.09	—	1.22
	1 3/8"	17-644	3.54	2.05	2.13	0.93	1.3
	1 7/16"	17-646	3.54	2.05	2.2	0.94	1.42
Style II	1 1/2"	17-648	3.62	2.05	2.28	1.05	1.42
	1 9/16"	17-650	3.62	2.05	2.36	1.05	1.48
	1 5/8"	17-652	3.62	2.05	2.42	1.08	1.54
	1 11/16"	17-654	3.62	2.05	2.56	1.08	1.61
	1 3/4"	17-656	3.62	2.28	2.6	1.08	1.67
	1 13/16"	17-658	3.62	2.28	2.68	1.08	1.69
	1 7/8"	17-660	3.62	2.28	2.76	1.08	1.75
	1 15/16"	17-662	3.62	2.28	2.83	1.15	1.77
	2"	17-664	3.74	2.28	2.91	1.15	1.81
	2 1/16"	17-666	3.74	2.28	2.95	1.06	1.85
	2 1/8"	17-668	3.94	2.28	3.07	1.06	1.93
	2 3/16"	17-670	3.94	2.44	3.15	1.06	1.99
	2 1/4"	17-672	3.94	2.44	3.31	1.06	2.05
	2 5/16"	17-674	4.13	2.44	3.39	1.08	2.11
	2 3/8"	17-676	4.13	2.44	3.43	1.08	2.17
	2 7/16"	17-678	4.33	2.44	3.5	1.08	2.24
	2 1/2"	17-680	4.33	2.44	3.58	1.08	2.3
	2 9/16"	17-682	4.72	2.44	3.66	1.08	2.36
	2 5/8"	17-684	4.72	2.44	3.74	1.08	2.42
	2 3/4"	17-688	4.88	2.44	3.86	1.20	2.56

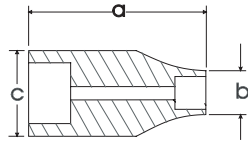
Federal Spec. U.S. GGG-W-660A ANSI Spec. B1072-1975

6 Point Standard Length - Impact Black Industrial Finish

	Hex Size	6 Point Part No.	Overall Length mm a	Drive End mm b	Hex End mm c	Taper Length mm d	Bolt Clearance mm e
Style I	19mm	XP19H	58	51	36	23	17
	22mm	XP22H	58	51	39	23	20
	24mm	XP24H	58	51	40	23	22
	26mm	XP26H	58	51	42.5	23	24
	27mm	XP27H	58	51	44	23	25
	28mm	XP28H	58	51	45	23	26
	29mm	XP29H	60	51	46	25	27
	30mm	XP30H	60	51	48	25	28
	32mm	XP32H	60	51	51	—	30
	33mm	XP33H	62	53	53	—	30
Style II	35mm	XP35H	62	53	54	—	30
	36mm	XP36H	62	53	56	—	32
	38mm	XP38H	62	53	58	—	32
	41mm	XP41H	62	53	61.5	—	37
	46mm	XP46H	64	54	68	—	42
	50mm	XP50H	70	54	73	—	45
	54mm	XP54H	70	54	78	—	50
	55mm	XP55H	72	54	79	—	50
	58mm	XP58H	75	54	84	—	53
	60mm	XP60H	78	54	87	—	55
Style III	65mm	XP65H	80	54	93	—	60
	70mm	XP70H	85	54	98	—	65
	75mm	XP75H	98	86	104	—	70
	80mm	XP80H	100	86	109	—	75

Federal Spec. U.S. GGG-W-660A ANSI Spec. B1072-1975





8 Point Standard Length Double Square Impact - Black Industrial Finish

Hex Size	8 Point Part No.	Overall Length in. a	Drive End in. b	Hex End in. c
1 5/8"	7-652S	2.99	2.28	3.07
1 11/16"	7-654S	3.07	2.44	3.31
1 3/4"	7-656S	3.07	2.44	3.31
1 13/16"	7-658S	3.15	2.44	3.39
1 7/8"	7-660S	3.35	2.44	3.46
2"	7-664S	3.35	2.44	3.62

Federal Spec. U.S. GGG-W-660 ANSI Spec. B1072-1975



Lock Ring and Pin

Part No.	Description	Dimensions
PLR100	Locking Ring	.210 x 2.150" O/D
PLP100	Locking Pin	.185 x 1.90" long



XH16 15 Pieces 12 Point Standard SAE Socket Set

Contains: 1 7/16", 1 1/2", 1 5/8", 1 11/16", 1 13/16", 1 7/8", 2", 2 3/16", 2 1/4", 2 3/8", 2 1/2"
Includes: 8" Extension, Sliding "T" Handle, Reversible Ratchet, Metal Box # 9104



XH25 24 Pieces 12 Point Standard SAE Socket Set

Contains: 1 7/16", 1 1/2", 1 5/8", 1 11/16", 1 13/16", 1 7/8", 2", 2 3/16", 2 1/4", 2 5/16", 2 3/8", 2 7/16", 2 1/2", 2 9/16", 2 5/8", 2 3/4", 3"
Includes: 8" Extension, 17" Extension, Sliding "T" Handle, Reversible Ratchet, Flex Handle, Adapter 3/4" female 1" male, Metal Box # 9104



Impact Extensions - Black Finish

Part No.	Description	Square Female	Square Male	Length
P8-108	Impact Extension	1 1/2"	1 1/2"	8"



Universal Joint Impact - Black Finish

Part No.	Description	Square Female	Square Male	Length
P8-140A	Universal Joint	1 1/2"	1 1/2"	6"



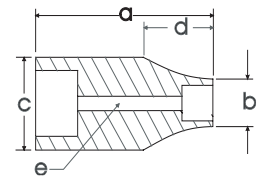
Adapters Impact - Black Finish

Part No.	Description	Square Female	Square Male	Length
PA7-8	Adapter	1"	1 1/2"	3 1/4"
PA8-7	Adapter	1 1/2"	1"	3 1/4"

6 Point Standard Length - Impact Black Industrial Finish

Hex Size	6 Point Part No.	Overall Length in. a	Drive End in. b	Hex End in. c	Taper Length in. d	Bolt Clearance in. e
1 3/4"	9-656	4.50	5.00	3.12	1.81	1.37
1 7/8"	9-660	4.50	5.00	3.31	1.81	1.50
2"	9-664	4.75	5.00	3.46	1.81	1.50
2 1/8"	9-668	4.75	5.00	3.59	1.81	1.62
2 1/4"	9-672	4.75	5.00	3.75	1.81	1.75
2 3/8"	9-676	5.00	5.00	3.93	1.81	1.75
2 5/8"	9-684	5.00	5.00	4.25	1.81	1.87
2 3/4"	9-688	5.00	5.00	4.43	1.81	2.00
2 15/16"	9-694	5.00	5.00	4.62	1.81	2.12
3"	9-696	5.25	5.00	4.75	1.81	2.25
3 1/8"	9-6100	5.25	5.00	4.96	1.81	2.25
3 1/4"	9-6104	5.25	5.00	5.06	1.81	2.37
3 3/8"	9-6108	5.25	5.00	5.18	1.81	2.37
3 7/16"	9-6110	5.50	5.00	5.25	1.81	2.50
3 1/2"	9-6112	5.50	5.00	5.37	1.81	2.50
3 5/8"	9-6116	5.75	5.00	5.50	1.81	2.62
3 3/4"	9-6120	5.75	5.00	5.68	1.81	2.75
3 7/8"	9-6124	6.00	5.00	5.68	1.81	2.75
4"	9-6128	6.00	5.00	6.00	1.81	3.00
4 1/8"	9-6132	6.25	5.00	6.12	1.81	3.00
4 1/4"	9-6136	6.50	5.00	6.25	1.81	3.00
4 3/8"	9-6140	6.75	5.00	6.50	1.81	3.25
4 1/2"	9-6144	7.00	5.00	6.62	1.81	3.25
4 5/8"	9-6148	7.00	5.00	6.75	1.81	3.25
4 3/4"	9-6152	7.25	5.00	6.90	1.81	3.50
4 7/8"	9-6156	7.50	5.00	7.00	1.81	3.50
5"	9-6160	7.75	5.00	7.25	1.81	3.50
5 1/8"	9-6164	7.75	5.00	7.43	1.81	3.75
5 1/4"	9-6168	7.75	5.00	7.56	1.81	3.75
5 1/2"	9-6176	8.00	5.00	8.00	1.81	4.00
5 5/8"	9-6180	8.00	5.00	8.25	1.81	4.00
5 3/4"	9-6184	8.00	5.00	8.50	1.81	4.00
6 1/2"	9-6208	8.50	5.00	9.50	1.81	4.50
6 7/8"	9-6220	8.50	5.00	10.00	1.81	4.75
7 1/4"	9-6232	9.00	5.00	10.50	1.81	5.00
7 5/8"	9-6244	9.00	5.00	11.50	1.81	5.25
8"	9-6256	9.25	5.00	11.50	1.81	5.50

Style II

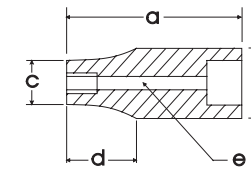


STYLE II

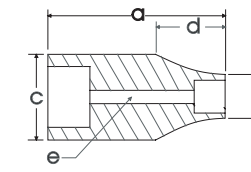
Federal Spec. U.S. GGG-W-660A ANSI Spec. B107.2

6 Point - Deep Length - Impact Black Industrial Finish

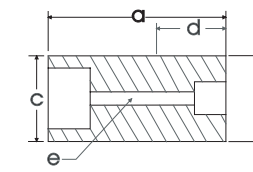
Hex Size	6 Point Part No.	Overall Length in. a	Drive End in. b	Hex End in. c	Taper Length in. d	Bolt Clearance in. e
3 7/16"	9-6110L	7.75	5.00	5.25	.81	2.50
3 1/2"	9-6112L	7.75	5.00	5.37	.81	2.50
3 5/8"	9-6116L	8.00	5.00	5.50	.81	2.62
3 3/4"	9-6120L	8.00	5.00	5.68	.81	2.75
3 7/8"	9-6124L	8.25	5.00	5.90	.81	2.75
4"	9-6128L	8.25	5.00	6.00	.81	3.00
4 1/8"	9-6132L	8.50	5.00	6.12	.81	3.00
4 1/4"	9-6136L	8.75	5.00	6.25	.81	3.00
4 3/8"	9-6140L	8.75	5.00	6.50	.81	3.25
4 1/2"	9-6144L	9.00	5.00	6.62	.81	3.25
4 5/8"	9-6148L	9.00	5.00	6.75	.81	3.25
4 3/4"	9-6152L	9.25	5.00	6.87	.81	3.50
4 7/8"	9-6156L	9.50	5.00	7.00	.81	3.50
5"	9-6160L	9.75	5.00	7.25	.81	3.50



STYLE I



STYLE II



STYLE III

5 Spline Drive Standard Length Impact - Black Industrial Finish

Hex Size	6 Point Part No.	Overall Length in. a	Drive End in. b	Hex End in. c	Taper Length in. d	Bolt Clearance in. e
1 1/8"	9-036	3.15	2.17	1.89	1.38	1.06
1 1/4"	9-040	3.15	2.17	2.17	—	1.18
1 5/16"	9-042	3.15	2.17	2.17	—	1.26
1 7/16"	9-046	3.15	2.17	2.36	0.94	1.34
1 1/2"	9-048	3.15	2.17	2.36	0.94	1.42
1 5/8"	9-052	3.15	2.17	2.64	1.04	1.54
1 11/16"	9-054	3.15	2.17	2.64	1.04	1.54
1 13/16"	9-058	3.86	2.56	2.87	1.18	1.73
1 7/8"	9-060	3.86	2.56	2.87	1.18	1.77
2"	9-064	3.86	2.56	3.11	1.18	1.81
2 1/8"	9-068	3.86	2.56	3.11	1.18	1.93
2 3/16"	9-070	3.86	2.56	3.27	1.18	1.99
2 1/4"	9-072	4.17	2.56	3.39	1.18	2.05
2 5/16"	9-074	4.17	2.56	3.39	1.18	2.11
2 3/8"	9-076	4.17	2.56	3.39	1.18	2.17
2 9/16"	9-082	4.61	3.39	3.90	1.18	2.36
2 3/4"	9-088	4.61	3.39	3.90	1.18	2.56

II

Style III





Plating Line Operator Allan Chen at Brampton facility

FEATURES & BENEFITS

- Professional industrial grade quality.
- Three finishes to suit your needs: polished mirror chrome, satin chrome and black oxide.
- One of the largest hex size selection available anywhere in North America from 1/4" to 4".
- Utilize only the highest quality stainless and alloy steels.
- Round shank designs deliver easier gripping and superior pulling power.
- Product range includes unique wrenches such as strike-free and striking face for heavy-duty industries such as mining, oil and gas.

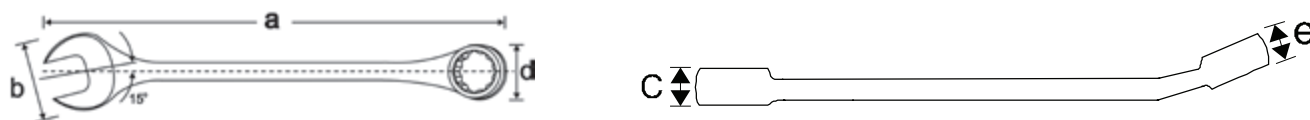
Combination Wrenches	152
Open End Wrenches	164
Flare Nut Wrenches	167
Box End Wrenches	168
Ratcheting Box Wrenches	169
Geared Wrenches	171
Crowfoot Wrenches	175
Adjustable Wrenches	178
Structural Wrenches	179
Pipe & Tube Wrenches	179
Spanner Wrenches	181
Striking-Face Wrenches	182
Strike-Free Wrenches	184
Torque Wrenches	186



6 & 12 Point SAE Combination Wrenches - 15° Offset

Hex Size	12 Point Mirror Chrome Part No.	6 Point Mirror Chrome Part No.	12 Point Satin Chrome Part No.	12 Point Black Oxide Part No.	Overall Length in. a	Head Width in. b	Head Thickness in. c	Box End Width in. d	Box End Thickness in. e	Weight lbs.
1/4"	3108*	3208	157B*	—	5.00	.60	.17	.42	.23	.06
5/16"	3110	3210	158B	3110B	5.50	.70	.18	.54	.25	.06
11/32"	3111	3211	159B	—	5.50	.70	.19	.54	.28	.06
3/8"	3112	3212	160B	3112B	6.00	.79	.20	.59	.30	.08
7/16"	3114	3214	161B	3114B	6.50	.92	.23	.69	.33	.12
1/2"	3116	3216	162B	3116B	7.00	1.09	.25	.76	.36	.16
9/16"	3118	3218	163B	3118B	7.50	1.20	.28	.84	.35	.21
5/8"	3120	3220	164B	3120B	8.06	1.32	.29	.93	.41	.25
11/16"	3122	3222	165B	3122B	8.87	1.45	.31	1.03	.42	.33
3/4"	3124	3224	166B	3124B	9.75	1.57	.33	1.09	.45	.41
13/16"	3126	3226	166SB	3126B	10.62	1.68	.35	1.19	.46	.56
7/8"	3128	3228	167B	3128B	11.50	1.79	.38	1.31	.48	.67
15/16"	3130	3230	168B	3130B	12.37	1.90	.41	1.39	.51	.75
1"	3132	—	169B	3132B	13.25	2.01	.44	1.50	.55	.92
1 1/16"	3134	—	170B	3134B	14.12	2.14	.47	1.61	.58	1.14
1 1/8"	3136	—	171B	3136B	15.37	2.26	.50	1.69	.61	1.23
1 3/16"	3138	—	—	3138B	15.12	2.26	.50	1.86	.61	1.60
1 1/4"	3140	—	172B	3140B	16.75	2.51	.48	1.86	.70	1.70
1 5/16"	3142	—	173B	3142B	17.63	2.64	.52	1.96	.73	2.03
1 3/8"	—	—	3144	3144B	18.50	2.77	.53	2.02	.77	2.49
1 7/16"	—	—	3146	3146B	19.38	2.89	.55	2.13	.78	3.04
1 1/2"	—	—	3148	3148B	20.25	3.02	.56	2.17	.80	3.57

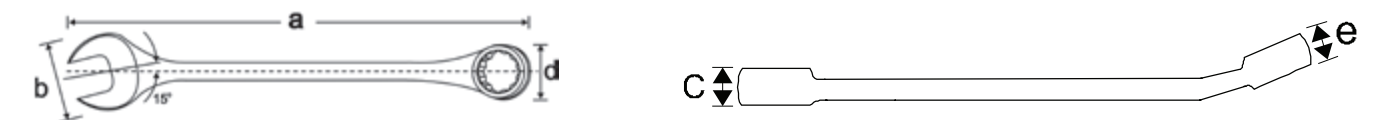
Federal Spec. CDA 39-G-11b Type 2. U.S. GGG-W-636E Type 3. ANSI B107.6 AS954
 * Available in 6 point only.




12 Point SAE Round Shank Large Combination Wrenches - 15° Offset

Hex Size	12 Point Satin Chrome Part No.	12 Point Black Oxide Part No.	Overall Length in. a	Head Width in. b	Head Depth in. c	Box End Dia. in. d	Box End Depth in. e	Weight lbs.
19/16"	3150	3150B	24.00	3.62	.81	2.50	1.06	6.0
15/8"	3152	3152B	24.00	3.62	.81	2.50	1.06	6.0
1 11/16"	3154	3154B	24.00	3.62	.81	2.50	1.06	6.0
1 3/4"	3156	3156B	24.00	3.62	.81	2.50	1.06	6.0
1 13/16"	3158	3158B	28.00	4.00	.87	2.93	1.18	8.0
1 7/8"	3160	3160B	28.00	4.00	.87	2.93	1.18	8.0
1 15/16"	3162	3162B	28.00	4.00	.87	2.93	1.18	8.0
2"	3164	3164B	28.00	4.00	.87	2.93	1.18	8.0
2 1/16"	3166	3166B	30.00	4.50	1.00	3.25	1.56	13.0
2 1/8"	3168	3168B	30.00	4.50	1.00	3.25	1.56	13.0
2 3/16"	3170	3170B	30.00	4.50	1.00	3.25	1.56	13.0
2 1/4"	3172	3172B	30.00	4.50	1.00	3.25	1.56	13.0
2 5/16"	3174	3174B	30.50	4.50	1.00	3.50	1.56	13.0
2 3/8"	3176	3176B	30.50	4.50	1.00	3.50	1.56	13.0
2 7/16"	3178	3178B	30.50	4.50	1.00	3.50	1.56	13.0
2 1/2"	3180	3180B	30.50	4.50	1.00	3.50	1.56	13.0
2 9/16"	3182	3182B	31.00	5.50	1.12	4.25	1.68	18.0
2 5/8"	3184	3184B	31.50	5.50	1.12	4.25	1.68	18.0
2 11/16"	3186	3186B	32.00	5.50	1.12	4.25	1.68	18.0
2 3/4"	3188	3188B	32.50	5.50	1.12	4.25	1.68	18.0
2 13/16"	3190	3190B	33.00	5.50	1.12	4.25	1.68	18.0
2 7/8"	3192	3192B	33.50	5.50	1.18	4.75	1.68	18.4
2 15/16"	3194	3194B	34.00	5.50	1.18	4.75	1.68	18.4
3"	3196	3196B	34.50	5.50	1.18	4.75	1.68	18.4
3 1/16"	3198	3198B	35.00	5.50	1.18	4.75	1.68	18.4
3 1/8"	3200	3200B	35.50	5.50	1.18	4.75	1.68	18.4
3 1/4"	3304	—	36.00	7.00	1.50	5.62	2.25	22.0
3 3/8"	3308	—	36.50	7.00	1.50	5.62	2.25	22.0
3 1/2"	3312	—	37.00	7.00	1.50	5.87	2.25	22.0
3 5/8"	3316	—	37.50	7.00	1.50	5.87	2.25	22.0
3 3/4"	3320	—	38.00	7.00	1.50	6.12	2.25	22.0
3 7/8"	3324	—	38.50	7.00	1.50	6.12	2.25	22.0
4"	3328	—	39.00	7.00	1.50	6.12	2.25	22.0

Federal Spec. CDA 39-G-11b Type 2. U.S. GGG-W-636E Type 3. ANSI B107.6 AS954





6 & 12 Point Metric Combination Wrenches - 15° Offset

Hex Size	12 Point Mirror Chrome Part No.	6 Point Mirror Chrome Part No.	12 Point Satin Chrome Part No.	12 Point Black Oxide Part No.	Overall Length mm a	Head Width mm b	Head Thickness mm c	Box End Width mm d	Box End Thickness mm e	Weight lbs.
6mm	MC6*	MC606	MEB6*	MC6B*	127	15	4.5	10.6	6.0	.05
7mm	MC7*	MC607	MEB7*	MC7B*	127	15	4.5	10.6	6.0	.05
8mm	MC8	MC608	MEB8	MC8B	140	18	4.7	13.8	6.8	.07
9mm	MC9	MC609	MEB9	MC9B	152	21	5.4	15.0	7.8	.08
10mm	MC10	MC610	MEB10	MC10B	165	24	6.1	17.2	8.2	.11
11mm	MC11	MC611	MEB11	MC11B	165	24	6.1	17.2	8.2	.13
12mm	MC12	MC612	MEB12	MC12B	178	28	6.5	19.6	8.6	.13
13mm	MC13	MC613	MEB13	MC13B	178	28	6.5	19.6	8.6	.16
14mm	MC14	MC614	MEB14	MC14B	191	31	6.8	22.0	9.0	.22
15mm	MC15	MC615	MEB15	MC15B	191	31	6.8	22.0	9.0	.24
16mm	MC16	MC616	MEB16	MC16B	205	34	7.4	24.2	10.2	.25
17mm	MC17	MC617	MEB17	MC17B	225	37	7.4	26.1	10.9	.34
18mm	MC18	MC618	MEB18	MC18B	225	37	7.9	26.1	10.9	.36
19mm	MC19	—	MEB19	MC19B	248	40	8.4	27.9	11.7	.41
20mm	MC20	—	MEB20	MC20B	270	43	8.4	30.4	12.4	.53
21mm	MC21	—	MEB21	MC21B	270	43	8.9	30.4	12.4	.55
22mm	MC22	—	MEB22	MC22B	292	46	9.4	33.2	12.4	.63
23mm	MC23	—	MEB23	MC23B	292	46	9.4	33.2	12.4	.67
24mm	MC24	—	MEB24	MC24B	314	49	9.9	35.3	14.0	.74
25mm	MC25	—	MEB25	—	314	49	9.9	35.3	14.0	.74
26mm	MC26	—	MEB26	MC26B	337	51	10.4	38.1	14.7	.88
27mm	MC27	—	MEB27	MC27B	359	54	11.0	41.0	15.5	1.06
28mm	MC28	—	MEB28	MC28B	391	57	11.4	42.9	16.3	1.38
29mm	MC29	—	MEB29	MC29B	391	57	11.4	42.9	16.3	1.38
30mm	MC30	—	MEB30	MC30B	391	57	11.4	42.9	16.3	1.38
32mm	MC32	—	MEB32	MC32B	425	64	12.0	47.3	17.1	1.51
35mm	—	—	MC35	MC35B	420	66	13	48	15	3.8
36mm	—	—	MC36	MC36B	420	66	13	48	15	3.8
38mm	—	—	MC38	MC38B	420	66	13	48	15	3.8

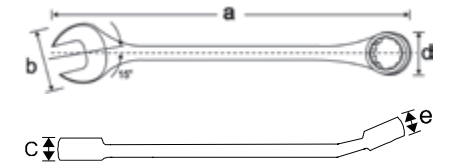
Federal Spec. CDA 39-G-11m Type 2. ANSI B1079
* Available in 6 point only.



12 Point Metric Round Shank Combination Wrenches - 15° Offset

Hex Size	12 Point Mirror Chrome Part No.	6 Point Mirror Chrome Part No.	12 Point Satin Chrome Part No.	12 Point Black Oxide Part No.	Overall Length mm a	Head Width mm b	Head Thickness mm c	Box End Width mm d	Box End Thickness mm e	Weight lbs.
41mm	—	—	MC41	MC41B	610	92	21	64	27	5.8
43mm	—	—	MC43	MC43B	610	92	21	64	27	5.8
46mm	—	—	MC46	MC46B	711	102	22	75	32	7.6
50mm	—	—	MC50	MC50B	711	102	22	75	32	7.6
51mm	—	—	MC51	MC51B	715	102	22	75	32	7.6
54mm	—	—	MC54	MC54B	775	114	25	83	40	12.8
55mm	—	—	MC55	MC55B	775	114	25	83	40	12.8
57mm	—	—	MC57	MC57B	775	114	25	83	40	12.8
60mm	—	—	MC60	MC60B	775	114	25	89	40	12.8
64mm	—	—	MC64	MC64B	775	140	25	89	40	12.8
65mm	—	—	MC65	MC65B	787	140	29	114	43	17.8
70mm	—	—	MC70	MC70B	826	140	29	114	43	17.8
73mm	—	—	MC73	MC73B	851	140	29	116	43	18.0
75mm	—	—	MC75	MC75B	964	140	29	118	43	18.4
80mm	—	—	MC80	MC80B	902	140	29	118	43	18.4

Federal Spec. CDA 39-G-11m Type 2. ANSI B1079



12 Point SAE Stubby Combination Wrenches - 15° Offset

Hex Size	12 Point Mirror Chrome Part No.	Overall Length in. a	Head Width in. b	Head Thickness in. c	Box End Width in. d	Box End Thickness in. e	Weight lbs.
1/4"	63208*	3.00	.63	.14	.39	.17	.02
5/16"	63210	3.25	.63	.17	.47	.20	.04
3/8"	63212	4.18	.71	.18	.61	.23	.05
7/16"	63214	5.00	.87	.20	.63	.25	.09
1/2"	63216	5.25	.98	.22	.72	.28	.11
9/16"	63218	5.75	1.12	.25	.78	.31	.16
5/8"	63220	6.12	1.22	.26	.86	.33	.18
11/16"	63222	6.50	1.31	.28	.94	.34	.23
3/4"	63224	6.75	1.40	.30	1.06	.38	.25

U.S. Federal Spec. GGG-W-636E. ANSI Spec. B1076.
* Available in 6 point only.

12 Point Metric Stubby Combination Wrenches - 15° Offset


Hex Size	12 Point Mirror Chrome Part No.	Overall Length mm a	Head Width mm b	Head Thickness mm c	Box End Width mm d	Box End Thickness mm e	Weight lbs.
6mm	64206*	76	14	3.70	10.00	4.30	.02
7mm	64207*	76	14	3.70	10.00	4.30	.02
8mm	64208	83	16	4.20	11.90	5.10	.02
9mm	64209	106	19	4.50	13.60	5.80	.05
10mm	64210	127	22	5.10	15.60	6.40	.09
11mm	64211	127	22	5.10	15.60	6.40	.09
12mm	64212	133	25	5.60	18.00	7.10	.11
13mm	64213	133	25	5.60	18.00	7.10	.11
14mm	64214	146	28	6.10	19.90	7.70	.16
15mm	64215	146	28	6.10	19.90	7.70	.16
16mm	64216	155	32	6.60	22.30	8.30	.18
17mm	64217	165	34	6.90	24.30	8.70	.23
18mm	64218	165	34	6.90	24.30	8.70	.23
19mm	64219	171	36	7.30	25.80	9.40	.25

U.S. Federal Spec. GGG-W-636E. ANSI Spec. B1079M.
* Available in 6 point only.



TU14S
14 Pieces 12 Point SAE Mirror Chrome Wrench Set

Contains: 3/8", 7/16", 1/2", 9/16", 5/8", 11/16", 3/4", 13/16", 7/8", 15/16", 1", 1 1/16", 1 1/8", 1 1/4"
 Includes organizer



TU19
19 Pieces 12 Point SAE Mirror Chrome & Satin Finish Set

Contains: 3/8", 7/16", 1/2", 9/16", 5/8", 11/16", 3/4", 13/16", 7/8", 15/16", 1", 1 1/16", 1 1/8", 1 1/4", 1 5/16", 1 3/8", 1 7/16", 1 1/2", 1 5/8"
 Includes roll



TU11
11 Pieces 12 Point SAE Mirror Chrome Wrench Set

Contains: 3/8", 7/16", 1/2", 9/16", 5/8", 11/16", 3/4", 13/16", 7/8", 15/16", 1"
 Includes organizer



TU9
9 Pieces 12 Point SAE Mirror Chrome Wrench Set

Contains: 3/8", 7/16", 1/2", 9/16", 5/8", 11/16", 3/4", 7/8", 1"
 Includes organizer



174LR
14 Pieces 12 Point SAE Satin Chrome Combination Wrench Set

Contains: 3/8", 7/16", 1/2", 9/16", 5/8", 11/16", 3/4", 13/16", 7/8", 15/16", 1", 1 1/16", 1 1/8", 1 1/4"
 Includes organizer



175LR
11 Pieces 12 Point SAE Satin Chrome Combination Wrench Set

Contains: 3/8", 7/16", 1/2", 9/16", 5/8", 11/16", 3/4", 13/16", 7/8", 15/16", 1"
 Includes organizer



TU7
7 Pieces 12 Point SAE Mirror Chrome Wrench Set

Contains: 7/16", 1/2", 9/16", 5/8", 11/16", 3/4", 7/8"
 Includes organizer



TU4
4 Pieces 12 Point SAE Mirror Chrome Wrench Set

Contains: 1/4", 5/16", 11/32", 3/8"
 Carded



TU14SB
14 Pieces 12 Point SAE Black Combination Wrench Set

Contains: 3/8", 7/16", 1/2", 9/16", 5/8", 11/16", 3/4", 13/16", 7/8", 15/16", 1", 1 1/16", 1 1/8", 1 1/4"



TU11B
11 Pieces 12 Point SAE Black Combination Wrench Set

Contains: 3/8", 7/16", 1/2", 9/16", 5/8", 11/16", 3/4", 13/16", 7/8", 15/16", 1"



TU12SH
12 Pieces 6 Point SAE Mirror Chrome Combination Wrench Set

Contains: 1/4", 5/16", 3/8", 7/16", 1/2", 9/16", 5/8", 11/16", 3/4", 13/16", 7/8", 15/16"

Includes organizer



TU9B
9 Pieces 12 Point SAE Black Combination Wrench Set

Contains: 3/8", 7/16", 1/2", 9/16", 5/8", 11/16", 3/4", 7/8", 1"

Includes organizer



TU7B
7 Pieces 12 Point SAE Black Combination Wrench Set

Contains: 7/16", 1/2", 9/16", 5/8", 11/16", 3/4", 7/8"

Includes organizer



TU9SH
9 Pieces 6 Point SAE Mirror Chrome Combination Wrench Set

Contains: 1/4", 5/16", 3/8", 7/16", 1/2", 9/16", 5/8", 11/16", 3/4"

Includes organizer



TU7SH
7 Pieces 6 Point SAE Mirror Chrome Combination Wrench Set

Contains: 3/8", 7/16", 1/2", 9/16", 5/8", 11/16", 3/4"

Includes organizer



MC215
15 Pieces 12 Point Metric Mirror Chrome Wrench Set

Contains: 10, 11, 12, 13, 14, 15, 16, 17, 18, 19, 20, 21, 22, 23, 24mm
Includes organizer



MC214
14 Pieces 12 Point Metric Mirror Chrome Wrench Set

Contains: 7, 8, 10, 12, 14, 16, 17, 20, 22, 24, 26, 28, 30, 32mm
Includes organizer



MC210
10 Pieces 12 Point Metric Mirror Chrome Wrench Set

Contains: 6, 7, 8, 9, 10, 11, 12, 13, 14, 15mm
Includes organizer



MC209
9 Pieces 12 Point Metric Mirror Chrome Wrench Set

Contains: 10, 11, 12, 13, 14, 15, 17, 19, 22mm
Includes organizer



MC211
11 Pieces 12 Point Metric Mirror Chrome Wrench Set

Contains: 9, 10, 11, 12, 13, 14, 15, 16, 17, 18, 19mm
Includes organizer



MC212
11 Pieces 12 Point Metric Mirror Chrome Wrench Set

Contains: 9, 10, 11, 12, 13, 14, 15, 17, 19, 20, 22mm
Includes organizer



MC111
11 Pieces 6 Point Metric Mirror Chrome Wrench Set

Contains: 8, 9, 10, 11, 12, 13, 14, 15, 16, 17, 18mm
Includes organizer



MC219
19 Pieces 12 Point Metric Mirror Chrome & Satin Finish Wrench Set

Contains: 9, 10, 12, 13, 16, 18, 19, 21, 22, 23, 24, 25, 26, 27, 28, 29, 30, 32, 36mm
Includes roll



M214R
14 Pieces 12 Point Metric Satin Chrome Combination Wrench Set

Contains: 6, 7, 8, 9, 10, 11, 12, 13, 14, 15, 17, 19, 21, 22mm
 Includes organizer



M215R
15 Pieces 12 Point Metric Satin Chrome Combination Wrench Set

Contains: 10, 11, 12, 13, 14, 15, 16, 17, 18, 19, 20, 21, 22, 23, 24mm
 Includes organizer



MC692
9 Pieces 6 Point Metric Mirror Chrome Wrench Set

Contains: 6, 8, 9, 10, 11, 12, 13, 15, 17mm
 Includes organizer



MC691
7 Pieces 6 Point Metric Mirror Chrome Wrench Set

Contains: 9, 10, 11, 12, 13, 15, 17mm
 Includes organizer



MC214B
14 Pieces 12 Point Metric Black Combination Wrench Set

Contains: 10, 11, 12, 13, 14, 15, 16, 17, 18, 19, 20, 21, 22, 24mm
 Includes organizer



63809
9 Pieces 12 Point SAE Stubby Mirror Chrome Wrench Set

Contains: 1/4", 5/16", 3/8", 7/16", 1/2", 9/16", 5/8", 11/16", 3/4"
 Includes organizer



MC212B
11 Pieces 12 Point Metric Black Combination Wrench Set

Contains: 10, 11, 12, 13, 14, 15, 16, 17, 19, 20, 22mm
 Includes organizer



MC209B
9 Pieces 12 Point Metric Black Combination Wrench Set

Contains: 10, 11, 12, 13, 14, 15, 17, 19, 22mm
 Includes organizer



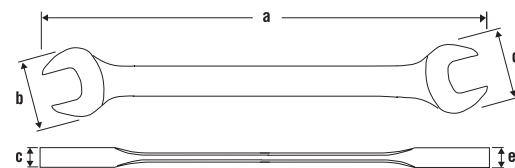

64814
14 Pieces 12 Point Metric Stubby Mirror Chrome Wrench Set

Contains: 6, 7, 8, 9, 10, 11, 12, 13, 14, 15, 16, 17, 18, 19mm
 Includes organizer



64811
11 Pieces 12 Point Metric Stubby Mirror Chrome Wrench Set

Contains: 9, 10, 11, 12, 13, 14, 15, 16, 17, 18, 19mm
 Includes organizer



SAE Open End Wrenches - 15° Head Angle

Opening Size	Mirror Chrome Part No.	Overall Length in. a	Small Opening Head Width in. b	Small Opening Head Thickness in. c	Large Opening Head Width in. d	Large Opening Head Thickness in. e	Weight lbs.
3/16 x 1/4"	E68	3.87	.50	.17	.45	.17	.03
1/4 x 5/16"	E810	4.50	.72	.18	.60	.18	.04
5/16 x 3/8"	E1012	5.12	.81	.18	.70	.18	.06
3/8 x 7/16"	E1214	5.75	.92	.23	.79	.23	.10
7/16 x 1/2"	E1416	6.37	1.03	.23	.89	.23	.14
1/2 x 9/16"	E1618	7.00	1.18	.25	1.03	.25	.19
9/16 x 5/8"	E1820	7.62	1.28	.26	1.15	.26	.24
19/32 x 11/16"	E1922	8.25	1.40	.29	1.28	.29	.30
5/8 x 11/16"	E2022	8.25	1.40	.29	1.28	.29	.30
5/8 x 3/4"	E2024	8.25	1.50	.31	1.23	.31	.36
11/16 x 3/4"	E2224	8.37	1.57	.31	1.40	.31	.38
3/4 x 7/8"	E2428	9.50	1.78	.32	1.57	.32	.50
13/16 x 7/8"	E2628	10.12	1.78	.34	1.65	.34	.54
15/16 x 1"	E3032	11.37	2.03	.39	1.90	.39	.80
1 1/16 x 1 1/4"	E3440	13.56	2.50	.45	2.14	.45	1.40

Metric Open End Wrenches - 15° Head Angle

Opening Size	Mirror Chrome Part No.	Overall Length mm a	Small Opening Head Width mm b	Small Opening Head Thickness mm c	Large Opening Head Width mm d	Large Opening Head Thickness mm e	Weight lbs.
6 x 7mm	ME67	114	18	4.8	15.3	4.8	.03
8 x 9mm	ME89	130	20	4.9	17.8	4.9	.06
8 x 10mm	ME810	130	20	4.9	17.8	4.9	.06
10 x 11mm	ME1011	146	23	6.0	20.8	6.0	.10
12 x 13mm	ME1213	161	26	5.8	23.0	5.8	.13
14 x 15mm	ME1415	193	32	6.9	29.4	6.9	.22
16 x 17mm	ME1617	209	35	7.4	32.5	7.4	.30
18 x 19mm	ME1819	225	40	7.4	35.7	7.8	.38
20 x 21mm	ME2021	241	45	8.8	35.7	8.8	.61
21 x 22mm	ME2122	257	45	8.9	42.0	8.9	.54
24 x 27mm	ME2427	320	51	9.9	48.4	9.9	.79
25 x 28mm	ME2528	320	57	10.9	54.3	10.9	1.19
27 x 32mm	ME2732	344	63	11.4	54.4	11.4	1.38

Federal Spec. CDA 39-GP-11b Type 3 Style A U.S. GGG-W-636 Type 4. ANSI B107.9M.



OE12LR
12 Pieces SAE Open End Mirror Chrome Wrench Set

Contains: 1/4" x 5/16", 5/16" x 3/8", 3/8" x 7/16", 1/2" x 9/16", 9/16" x 5/8", 19/32" x 11/16", 5/8" x 11/16", 5/8" x 3/4", 3/4" x 7/8", 13/16" x 7/8", 15/16" x 1", 1 1/16" x 1 1/4"
Includes organizer



OE8LR
8 Pieces SAE Open End Mirror Chrome Wrench Set

Contains: 1/4" x 5/16", 3/8" x 7/16", 1/2" x 9/16", 19/32" x 11/16", 5/8" x 3/4", 13/16" x 7/8", 15/16" x 1", 1 1/16" x 1 1/4"
Includes organizer



OE6LR
6 Pieces SAE Open End Mirror Chrome Wrench Set

Contains: 3/8" x 7/16", 1/2" x 9/16", 19/32" x 11/16", 5/8" x 3/4", 13/16" x 7/8", 15/16" x 1"
Includes organizer



ME12A
12 Pieces Metric Open End Mirror Chrome Wrench Set

Contains: 6 x 7mm, 8 x 9mm, 10 x 11mm, 12 x 13mm, 14 x 15mm, 16 x 17mm, 18 x 19mm, 20 x 21mm, 21 x 22mm, 24 x 27mm, 25 x 28mm, 27 x 32mm
Includes organizer



ME8A
8 Pieces Metric Open End Mirror Chrome Wrench Set

Contains: 8 x 9mm, 10 x 11mm, 12 x 13mm, 14 x 15mm, 16 x 17mm, 18 x 19mm, 20 x 21mm, 21 x 22mm
Includes organizer



ME6A
6 Pieces Metric Open End Mirror Chrome Wrench Set


Contains: 8 x 9mm, 10 x 11mm, 12 x 13mm, 14 x 15mm, 16 x 17mm, 18 x 19mm
Includes organizer



94715

Wrench Organizers

Part No.	Description	Dimensions
94711	Holds 11 wrenches	
94715	Holds 15 wrenches	
94772	Holds 72 wrenches	21 1/2" x 16"




94772



Stubby Gripper Wrench Organizer

Part No.	Description
94812	Holds 11 wrenches



Gripper Wrench Organizers

Part No.	Description
94809	Holds 9 wrenches
94811	Holds 11 wrenches
94815	Holds 15 wrenches



SAE Mirror Chrome Flare Nut Wrenches - 15° Offset

6 Point Part No.	Opening Sizes, in.	Length, in.
FL1214S	3/8 x 7/16	6
FL1618S	1/2 x 9/16	7
FL2022S	5/8 x 11/16	7.75



Metric Mirror Chrome Flare Nut Wrenches - 15° Offset

6 Point Part No.	Opening Sizes, mm	Length, mm
FL0911M	9 x 11	152
FL1012M	10 x 12	152
FL1314M	13 x 14	178
FL1517M	15 x 17	196
FL1618M	16 x 18	202



FL3S
3 Pieces 6 Point SAE Chrome Flare Nut Wrench Set

Contains: 3/8" x 7/16", 1/2" x 9/16", 5/8" x 11/16"
Includes pouch



FLM5S
5 Pieces 6 Point Metric Chrome Flare Nut Wrench Set

Contains: 9 x 11mm, 10 x 12mm, 13 x 14mm, 15 x 17mm, 16 x 18mm
Includes pouch



FLM3S
3 Pieces 6 Point Metric Chrome Flare Nut Wrench Set

Contains: 9 x 11mm, 13 x 14mm, 15 x 17mm
Includes pouch



SAE Box End Wrenches
Mirror Chrome - 15° Offset

Opening Sizes, in.	6 Point Part No.	Length, in.
3/8 x 7/16	2840	8.0
1/2 x 9/16	2843	9.5
5/8 x 11/16	2846	10.5
3/4 x 25/32	2849	12.5
13/16 x 7/8	2852	13.0
15/16 x 1	2855	15.46

Federal Spec. CDA 39-GP-11 U.S. GGG-W-636E ANSI B1076



Metric Box End Wrenches
Mirror Chrome - 15° Offset

Opening Sizes, mm	6 Point Part No.	Length, mm
8 x 9	MB89	188
10 x 11	MB1011	205
12 x 13	MB1213	227
14 x 15	MB1415	257
17 x 19	MB1719	305
20 x 22	MB2022	330

Federal Spec. CDA 39-GP-11m ANSI B1079



SAE Flat Ratcheting Box Wrenches

Hex Size, in.	6 Point Part No.	12 Point Part No.	Length, in.
1/4 x 5/16	5001	5001T	4 1/4
3/8 x 7/16	5002	5002T	5 1/4
1/2 x 9/16	5003	5003T	6 3/4
5/8 x 11/16	—	5004	8
3/4 x 7/8	—	5005	9 1/4
5/8 x 3/4	—	5006	8
13/16 x 15/16	—	5007	9 1/4
1 x 1 1/16	—	5008	15
1 1/8 x 1 1/4	—	5009	15



SAE Flat Ratcheting Box Wrenches

Hex Size, in.	12 Point Part No.	Head Width in.	Head Thickness in.	Length in.	Overall Weight lbs.
15/16"	50042	2.75	0.63	15.5	3.2
13/8"	50044	2.75	0.63	15.5	3.2
17/16"	50046	2.75	0.63	15.5	3.2
1 1/2"	50048	2.75	0.63	15.5	3.2
1 9/16"	50050	2.75	0.63	15.5	3.2
1 5/8"	50052	2.75	0.63	15.5	3.2
1 11/16"	50054	3.38	0.63	19.0	4.1
1 3/4"	50056	3.38	0.63	19.0	4.1
1 13/16"	50058	3.38	0.63	19.0	4.1
1 7/8"	50060	3.38	0.63	19.0	4.1
2"	50064	3.38	0.63	19.0	4.1
2 1/8"	50068	3.38	0.63	19.0	4.1



D012
6 Pieces SAE Chrome Box End Wrench Set

Contains: 3/8" x 7/16", 1/2" x 9/16", 5/8" x 11/16", 3/4" x 25/32", 13/16" x 7/8", 15/16" x 1"
Includes organizer # 94809



MB6
6 Pieces Metric Chrome Box End Wrench Set

Contains: 8 x 9mm, 10 x 11mm, 12 x 13mm, 14 x 15mm, 17 x 19mm, 20 x 22mm
Includes organizer # 94809



Metric Flat Ratcheting Box Wrenches

Hex Size, mm	6 Point Part No.	12 Point Part No.	Length, mm
7 x 8	MRB78	—	108
9 x 10	MRB910	—	140
11 x 12	MRB1112	—	171
13 x 14	MRB1314	—	171
15 x 17	—	MRB1517	203



SAE 25° Offset Ratcheting Box Wrenches

Hex Size, in.	6 Point Part No.	12 Point Part No.	Length, in.
1/4 x 5/16	5201	—	4 1/4
3/8 x 7/16	5202	—	5 1/4
1/2 x 9/16	5203	—	6 3/4
5/8 x 11/16	—	5204	8
3/4 x 7/8	—	5205	9 1/4
5/8 x 3/4	—	5207	8
13/16 x 15/16	—	5206	9 1/4



Metric 25° Offset Ratcheting Box Wrenches

Hex Size, mm	6 Point Part No.	12 Point Part No.	Length, mm
7 x 8	MROB78	—	108
9 x 10	MROB910	—	140
11 x 12	MROB1112	—	171
13 x 14	MROB1314	—	171
15 x 17	—	MROB1517	203



5008LR
8 Pieces 6 & 12 Point SAE Flat Ratcheting Box Wrench Set

Contains:
6 Pt: 1/4" x 5/16", 3/8" x 7/16", 1/2" x 9/16"
12 Pt: 5/8" x 11/16", 3/4" x 7/8", 5/8" x 3/4", 13/16" x 15/16", 1" x 1 1/16"
Includes roll



5000LR
5 Pieces 6 & 12 Point SAE Flat Ratcheting Box Wrench Set

Contains:
6 Pt: 1/4" x 5/16", 3/8" x 7/16", 1/2" x 9/16",
12 Pt: 5/8" x 11/16", 3/4" x 7/8"



5205LR
5 Pieces 6 & 12 Point SAE 25° Offset Ratcheting Box Wrench Set

Contains: 1/4" x 5/16", 3/8" x 7/16", 1/2" x 9/16", 5/8" x 11/16", 3/4" x 7/8"



5203LR
3 Pieces 6 Point SAE 25° Offset Ratcheting Box Wrench Set

Contains: 1/4" x 5/16", 3/8" x 7/16", 1/2" x 9/16"



MRB50
5 Pieces 6 & 12 Point Metric Flat Ratcheting Box Wrench Set

Contains:
6 Pt: 7 x 8mm, 9 x 10mm, 11 x 12mm, 13 x 14mm
12 Pt: 15 x 17mm



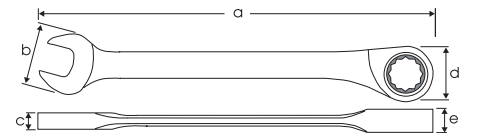
MROB50
5 Pieces 6 & 12 Point Metric 25° Offset Ratcheting Box Wrench Set

Contains:
6 Pt: 7 x 8mm, 9 x 10mm, 11 x 12mm, 13 x 14mm
12 Pt: 15 x 17mm



MROB30
3 Pieces 6 & 12 Point Metric 25° Offset Ratcheting Box Wrench Set

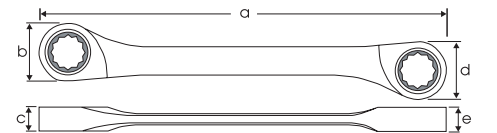
Contains: 7 x 8mm, 9 x 10mm, 13 x 14mm



SAE & Metric Combination Fixed Head Multigear™ Geared Wrench

Hex Size	Stainless Steel Finish Part No.	Overall Length a	Head Width b	Head Thickness c	Box End Width d	Box End Thickness e	Weight lbs.
5/16"	500111	5.66"	.70"	.15"	.66"	.28"	.08
3/8"	500112	6.18"	.90"	.18"	.78"	.29"	.13
7/16"	500114	6.49"	.94"	.20"	.86"	.31"	.16
1/2"	500116	7.16"	1.18"	.21"	.94"	.33"	.20
9/16"	500118	7.44"	1.18"	.25"	1.06"	.33"	.25
5/8"	500120	8.50"	1.37"	.28"	1.18"	.39"	.37
11/16"	500122	8.89"	1.37"	.29"	1.18"	.39"	.39
3/4"	500124	9.76"	1.53"	.31"	1.49"	.45"	.50
8mm	500008	144mm	18mm	4.0mm	17mm	7.2mm	.09
10mm	500010	157mm	23mm	4.8mm	20mm	7.5mm	.13
11mm	500011	165mm	24mm	5.2mm	22mm	8.0mm	.16
12mm	500012	172mm	26mm	5.5mm	24mm	8.5mm	.19
13mm	500013	182mm	30mm	6.2mm	24mm	8.5mm	.20
14mm	500014	189mm	30mm	6.6mm	27mm	8.5mm	.24
15mm	500015	202mm	32mm	7.0mm	27mm	8.5mm	.28
16mm	500016	216mm	35mm	7.3mm	30mm	10mm	.37
17mm	500017	226mm	35mm	7.6mm	30mm	10mm	.40
18mm	500018	237mm	37mm	7.8mm	38mm	11.5mm	.48
19mm	500019	248mm	39mm	8.0mm	38mm	11.5mm	.52

Federal Spec. CDA 39-GP-11b Type 3 Style A U.S. GGG-W-636 Type 4. ANSI B107.9M.



SAE & Metric Double Box Fixed Head Multigear™ Geared Wrench

Hex Size	Stainless Steel Finish Part No.	Overall Length a	Small Box End Width b	Small Box Head Thickness c	Large Box End Width d	Large Box End Thickness e	Weight lbs.
5/16" x 3/8"	561012	5.11"	.66"	.35"	.78"	.39"	.14
7/16" x 1/2"	561416	6.69"	.86"	.39"	.94"	.39"	.24
9/16" x 5/8"	561820	8.26"	1.06"	.39"	1.18"	.51"	.44
11/16" x 3/4"	562224	9.05"	1.18"	.51"	1.29"	.51"	.54
8 x 9mm	550809	144mm	17mm	9mm	20mm	10mm	.15
10 x 11mm	551011	157mm	20mm	10mm	22mm	10mm	.19
12 x 13mm	551213	165mm	24mm	10mm	24mm	10mm	.28
14 x 15mm	551415	172mm	27mm	10mm	27mm	10mm	.32
16 x 18mm	551618	182mm	30mm	13mm	33mm	13mm	.55
17 x 19mm	551719	189mm	30mm	13mm	33mm	13mm	.53

Federal Spec. CDA 39-GP-11b Type 3 Style A U.S. GGG-W-636 Type 4. ANSI B107.6.



SAE & Metric Combination Flex Head Multigear™ Geared Wrench

Hex Size	Stainless Steel Finish Part No.	Overall Length a	Head Width b	Head Thickness c	Box End Width d	Box End Thickness e	Weight lbs.
5/16"	520111	5.62"	.70"	.21"	.66"	.35"	.12
3/8"	520112	6.22"	.90"	.23"	.78"	.39"	.17
7/16"	520114	6.45"	.94"	.23"	.86"	.39"	.19
1/2"	520116	6.96"	1.18"	.25"	.94"	.39"	.23
9/16"	520118	7.36"	1.18"	.27"	1.06"	.39"	.26
5/8"	520120	8.30"	1.37"	.31"	1.18"	.51"	.45
11/16"	520122	8.66"	1.37"	.31"	1.18"	.51"	.45
3/4"	520124	9.60"	1.53"	.35"	1.49"	.51"	.58
8mm	520008	143mm	18mm	5.5mm	17mm	9mm	.11
10mm	520010	158mm	23mm	6mm	20mm	10mm	.16
11mm	520011	164mm	24mm	6mm	22mm	10mm	.21
12mm	520012	171mm	26mm	6.5mm	24mm	10mm	.25
13mm	520013	177mm	30mm	6.5mm	24mm	10mm	.25
14mm	520014	187mm	30mm	7mm	27mm	10mm	.20
15mm	520015	195mm	32mm	7mm	27mm	10mm	.30
16mm	520016	211mm	35mm	8mm	30mm	13mm	.43
17mm	520017	220mm	35mm	8mm	30mm	13mm	.47
18mm	520018	235mm	37mm	9mm	38mm	13mm	.59
19mm	520019	244mm	39mm	9mm	38mm	13mm	.61

Federal Spec. CDA 39-GP-11b Type 3 Style A U.S. GGG-W-636 Type 4. ANSI B107.9M.



SAE & Metric Double Box Flex Head Multigear™ Geared Wrench

Hex Size	Stainless Steel Finish Part No.	Overall Length a	Small Box End Width b	Small Box Head Thickness c	Large Box End Width d	Large Box End Thickness e	Weight lbs.
5/16" x 3/8"	541012	6.29"	.66"	.35"	.78"	.39"	.24
7/16" x 1/2"	541416	7.55"	.86"	.39"	.94"	.39"	.36
9/16" x 5/8"	541820	8.85"	1.06"	.39"	1.18"	.51"	.61
11/16" x 3/4"	542224	9.56"	1.18"	.51"	1.29"	.51"	.73
8 x 9mm	530809	160mm	17mm	9mm	20mm	10mm	.24
10 x 11mm	531011	177mm	20mm	10mm	22mm	10mm	.29
12 x 13mm	531213	204mm	24mm	10mm	24mm	10mm	.42
14 x 15mm	531415	211mm	27mm	10mm	27mm	10mm	.42
16 x 18mm	531618	243mm	30mm	13mm	33mm	13mm	.71
17 x 19mm	531719	243mm	30mm	13mm	33mm	13mm	.74

Federal Spec. CDA 39-GP-11b Type 3 Style A U.S. GGG-W-636 Type 4. ANSI B107.9M.



59711A
11 Pieces Metric Combination Fixed Head Multigear™ Geared Wrench Set

Contains: 8, 10, 11, 12, 13, 14, 15, 16, 17, 18, 19mm
Includes organizer



59708A
8 Pieces SAE Combination Fixed Head Multigear™ Geared Wrench Set

Contains: 5/16", 3/8", 7/16", 1/2", 9/16", 5/8", 11/16", 3/4"
Includes organizer



No. 59704A
4 Pieces SAE Double Box Fixed Head Multigear™ Geared Wrench Set

Contains: 5/16" x 3/8", 7/16" x 1/2", 9/16" x 5/8", 11/16" x 3/4"
Includes organizer



59706A
6 Pieces Metric Double Box Fixed Head Multigear™ Geared Wrench Set

Contains: 8 x 9mm, 10 x 11mm, 12 x 13mm, 14 x 15mm, 16 x 18mm, 17 x 19mm
Includes organizer



59808A
8 Pieces SAE Combination Flex Head Multigear™ Geared Wrench Set

Contains: 5/16", 3/8", 7/16", 1/2", 9/16", 5/8", 11/16", 3/4"
Includes organizer



59811A
11 Pieces Metric Combination Flex Head Multigear™ Geared Wrench Set

Contains: 8, 10, 11, 12, 13, 14, 15, 16, 17, 18, 19mm
Includes organizer



59804A
4 Pieces SAE Double Box Flex Head Multigear™ Geared Wrench Set

Contains: 5/16" x 3/8", 7/16" x 1/2", 9/16" x 5/8", 11/16" x 3/4"
Includes organizer

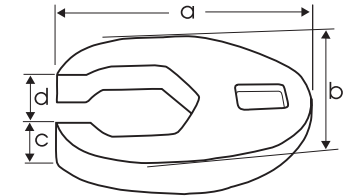


59806A
6 Pieces Metric Double Box Flex Head Multigear™ Geared Wrench Set

Contains: 8 x 9mm, 10 x 11mm, 12 x 13mm, 14 x 15mm, 16 x 18mm, 17 x 19mm
Includes organizer

3/8" Drive SAE Flare Nut Crowfoot Wrenches

Opening Size	Mirror Chrome Part No.	Overall Length in. a	Head Width in. b	Head Thickness in. c	Slot Width in. d	Weight lbs.
3/8"	CWF12	1.43"	1.06"	.33"	.29"	0.09
7/16"	CWF14	1.44"	1.07"	.33"	.38"	0.09
1/2"	CWF16	1.46"	1.07"	.33"	.39"	0.09
9/16"	CWF18	1.60"	1.21"	.37"	.50"	0.11
5/8"	CWF20	1.60"	1.22"	.38"	.51"	0.11
11/16"	CWF22	1.71"	1.37"	.42"	.56"	0.13
3/4"	CWF24	1.73"	1.39"	.42"	.61"	0.13

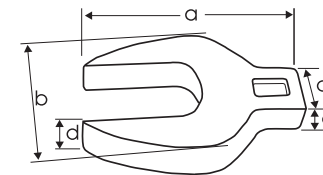


3/8" Drive Metric Flare Nut Crowfoot Wrenches

Hex Size	Mirror Chrome Part No.	Overall Length mm a	Head Width mm b	Head Thickness mm c	Slot Width mm d	Weight lbs.
10mm	CWF10M	37	27	8.8	8	0.07
11mm	CWF11M	37	27	8.8	9	0.07
12mm	CWF12M	37.3	27	8.8	9.5	0.09
13mm	CWF13M	37.5	27	8.8	10.5	0.09
14mm	CWF14M	42.7	31.4	9.8	12	0.11
15mm	CWF15M	42.8	30.7	9.9	12.7	0.11
16mm	CWF16M	43	30.7	9.9	13.6	0.11
17mm	CWF17M	46.4	34	10.8	14.3	0.13
18mm	CWF18M	46.4	34	10.8	16.3	0.13
19mm	CWF19M	46.6	34.2	10.8	16.5	0.13

3/8" Drive SAE Open End Crowfoot Wrenches

Opening Size	Mirror Chrome Part No.	Overall Length in. a	Head Width in. b	Handle Width in. c	Head Thickness in. d	Handle Thickness in. e	Weight lbs.
3/8"	CW12	1.31"	.91"	.72"	.20"	.43"	0.04
7/16"	CW14	1.23"	.91"	.72"	.22"	.32"	0.04
1/2"	CW16	1.48"	1.06"	.72"	.23"	.35"	0.07
9/16"	CW18	1.63"	1.21"	.72"	.27"	.37"	0.09
5/8"	CW20	1.63"	1.34"	.74"	.29"	.36"	0.09
11/16"	CW22	1.76"	1.45"	.84"	.29"	.37"	0.11
3/4"	CW24	1.88"	1.58"	.77"	.33"	.44"	0.15
13/16"	CW26	1.96"	1.70"	.83"	.31"	.38"	0.15
7/8"	CW28	2.07"	1.83"	.81"	.38"	.42"	0.20
1"	CW32	2.21"	2.03"	.74"	.40"	.53"	0.24




3/8" Drive Metric Open End Crowfoot Wrenches

Hex Size	Mirror Chrome Part No.	Overall Length mm a	Head Width mm b	Handle Width mm c	Head Thickness mm d	Handle Thickness in. e	Weight lbs.
10mm	CW10M	26.2	20.9	16.2	4.85	7.85	0.02
11mm	CW11M	31.5	23.5	18.4	5.35	7.85	0.04
12mm	CW12M	37.7	27	18.5	6	8.9	0.07
13mm	CW13M	37.7	27	18.5	6	8.9	0.07
14mm	CW14M	41.3	31.5	17.7	7.7	8.9	0.09
15mm	CW15M	41.6	34	18.9	7.5	9.6	0.11
16mm	CW16M	41.6	3.4	18.9	7.5	9.6	0.11
17mm	CW17M	43.7	36.85	20.4	7.3	9.6	0.13
18mm	CW18M	43.7	36	21	7.5	9.6	0.13
19mm	CW19M	47.8	40.5	19.6	7.5	10.25	0.13
21mm	CW21M	50	43.4	20.1	8.6	10.8	0.18
22mm	CW22M	52.7	46.8	20.8	9.85	11	0.22
24mm	CW24M	56.1	52	18.7	11.3	12.6	0.26



63907
7 Pieces 3/8" Drive SAE Mirror Chrome Flare Nut Crowfoot Wrench Set

Contains: 3/8", 7/16", 1/2", 9/16", 5/8", 11/16", 3/4"
Includes socket rail




63910
10 Pieces 3/8" Drive Metric Mirror Chrome Flare Nut Crowfoot Wrench Set

Contains: 10, 11, 12, 13, 14, 15, 16, 17, 18, 19mm
Includes socket rail



64910
10 Pieces 3/8" Drive SAE Mirror Chrome Open End Crowfoot Wrench Set

Contains: 3/8", 7/16", 1/2", 9/16", 5/8", 11/16", 3/4", 13/16", 7/8", 1"
Includes socket rail

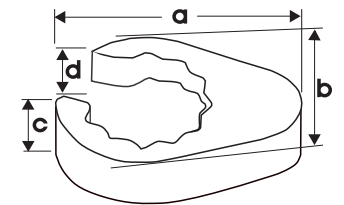



64913
13 Pieces 3/8" Drive Metric Mirror Chrome Open End Crowfoot Wrench Set

Contains: 10, 11, 12, 13, 14, 15, 16, 17, 18, 19, 21, 22, 24mm
Includes socket rail

1/2" Drive SAE Flare Nut Crowfoot Wrenches

Opening Size	Mirror Chrome Part No.	Overall Length in. a	Head Width in. b	Head Thickness in. c	Slot Width in. d	Weight lbs.
13/16"	CWF26	2.10	1.45	.53	.63	0.17
7/8"	CWF28	2.18	1.40	.55	.67	0.18
15/16"	CWF30	2.18	1.52	.55	.71	0.18
1"	CWF32	2.38	1.67	.57	.71	0.24
1 1/16"	CWF34	2.38	1.67	.57	.79	0.24
1 1/8"	CWF36	2.75	1.96	.58	.87	0.33
1 3/16"	CWF38	2.75	1.96	.58	.87	0.33
1 1/4"	CWF40	2.75	1.96	.58	.94	0.31



1/2" Drive Metric Flare Nut Crowfoot Wrenches

Hex Size	Mirror Chrome Part No.	Overall Length mm a	Head Width mm b	Head Thickness mm c	Slot Width mm d	Weight lbs.
20mm	CWF20M	53.54	36.81	13.50	16	0.18
21mm	CWF21M	53.51	36.86	13.47	16	0.18
22mm	CWF22M	55.26	35.54	13.96	17	0.18
23mm	CWF23M	55.35	38.62	13.81	18	0.18
24mm	CWF24M	55.40	38.60	13.80	18	0.18
25mm	CWF25M	60.42	42.63	14.53	18	0.24
27mm	CWF27M	60.40	42.30	14.50	20	0.24
30mm	CWF30M	69.83	49.71	14.76	22	0.33
32mm	CWF32M	69.94	49.90	14.67	24	0.33




65908
8 Pieces 1/2" Drive SAE Mirror Chrome Flare Nut Crowfoot Wrench Set

Contains: 13/16", 7/8", 15/16", 1", 1 1/16", 1 1/8", 1 3/16", 1 1/4"
Includes socket rail



65909
9 Pieces 1/2" Drive Metric Mirror Chrome Flare Nut Crowfoot Wrench Set

Contains: 20, 21, 22, 23, 24, 25, 27, 30, 32mm
Includes socket rail



Adjustable Wrenches

Matte Finish Part No.	Black Oxide Part No.	Overall Length, in.	Maximum Opening, in.
65304	65304B	4	.55
65306A	65306B	6	1.00
65308A	65308B	8	1.08
65310A	65310B	10	1.35
65312A	65312B	12	1.50
65315A	65315B	15	1.87
65318	65318B	18	2.30
65324	65324B	24	2.75



AW812S
2 Pieces Adjustable Wrench Set

Contains: 8" & 12"



BW812SB
2 Pieces Adjustable Wrench Set Black Oxide

Contains: 8" & 12"



Adjustable Structural Wrench with Side Hammer

Part No.	Jaw Opening, in.	Length, in.
900H	1 13/16	15



Structural Adjustable Wrench

Part No.	Jaw Opening, in.	Length, in.
900	1 3/4	15



Structural Wrenches - Offset Head

Hex Size	Part No.	Overall Length, in.	Head Width, in.	Head Thickness, in.
5/8"	903A	12	1 11/16	7/16
1 1/16"	903	12	1 11/16	7/16
3/4"	904A	12	1 11/16	7/16
13/16"	905A	14 1/2	1 7/8	17/32
7/8"	905	14 1/2	1 7/8	17/32
15/16"	906C	14 1/2	1 7/8	17/32
1"	906B	14 1/2	1 7/8	17/32
1 1/16"	907	16	2 3/8	5/8
1 1/8"	907A	16	2 3/8	5/8
1 1/4"	908	19	2 3/4	1 1/16
1 5/16"	908A	19	2 3/4	1 1/16
1 7/16"	909	20	3 1/16	3/4
1 1/2"	909A	20	3 1/16	3/4
1 5/8"	910	23	3 3/8	13/16
1 11/16"	910A	23	3 3/8	13/16
1 13/16"	911	24	3 11/16	13/16
1 7/8"	911A	24	3 11/16	13/16
2"	912	24	3 11/16	13/16

Federal Spec. CDA 39-GP-11b U.S. GGG-W-636E.



Heavy Duty Cast Iron Pipe Wrenches

Part No.	Pipe Capacity, in.	Overall Length, in.
NSP6	1/8 - 3/4	6
66108	1/8 - 1	8
66110	1/8 - 1 1/2	10
66112	1/4 - 2	12
66114	1/4 - 2	14
66118	1/4 - 2 1/2	18
66124	1/4 - 3	24
66136	1/4 - 5	36
66148	1 - 6	48

Federal Spec. CDA 39-GP-48A U.S. GGG-W-651C.



Aluminum Pipe Wrenches

Part No.	Pipe Capacity, in.	Overall Length, in.
NSP14A	1/4 - 2	14
NSP18A	1/4 - 2 1/2	18
NSP24A	1/4 - 3	24
NSP36A	1/4 - 5	36
NSP48A	1 - 6	48

Federal Spec. CDA 39-GP-48A U.S. GGG-W-651C.

Plumbers Rapid Wrench

Part No.	Pipe Capacity, in.	Overall Length, in.
66014	1/2 - 2	14

- Easy one handed operation.
- Safely & reliably grips pipes 1/2 - 2" in diameter.
- Self-adjusting eliminates need to adjust jaws to fit pipe.



Up to 4 times faster than traditional pipe wrenches!

Pipe Size Range:



Plumbers Adjustable Wrench with Slim Jaw

Matte Finish Part No.	Maximum Opening, in.	Overall Length, in.
66308	1.5	8

Comfort no slip grip.



65004 4 Way Key Wrench

Fits sillcocks or spigots sizes: 1/4", 9/32", 5/16", 11/32" (6mm, 7mm, 8mm, 9mm)



64405 5 Pieces SAE Ratcheting Tube Wrench Set

Contains: 3/8", 7/16", 1/2", 9/16", 5/8"



SAE Ratcheting Tube Wrenches Black Finish

Hex Size.	Part No.	Length, in.
3/8	RT12	5 3/8
7/16	RT14	5 3/8
1/2	RT16	5 3/8
9/16	RT18	7 1/4
5/8	RT20	7 1/4
3/4	RT24	7 1/4
7/8	RT28	9 1/4



Adjustable Face - Pin Spanner

Part No.	Capacity, in.	Length, in.
AFS2	3/16 X 2	6 3/8
AFS3	1/4 X 3	8 1/4
AFS4	5/16 X 4	10 3/8



Adjustable Head - Pin Spanner

Part No.	Diameter Range Capacity, in.	Pin Dia., in.	Length in.
APS2	3/4 to 2	1/8	6 3/8
APS21	3/4 to 2	3/16	6 3/8
APS3	1 1/4 to 3	3/16	8 1/8
APS31	1 1/4 to 3	1/4	8 1/8
APS4	2 to 4 3/4	1/4	11 3/8
APS6	4 1/2 to 6 1/4	3/8	12 1/8



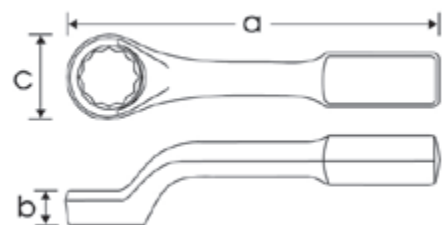
Adjustable Head - Hook Spanner

Part No.	Diameter Range Capacity, in.	Length in.
AHS2	3/4 to 2	6 1/2
AHS3	1 1/4 to 3	8
AHS4	2 to 4 3/4	11 7/16
AHS6	4 1/2 to 6 1/4	12
AHS8	6 1/8 to 8 3/4	13 1/2



FEATURES

- Each wrench is coated with black oxide and waxed for a rust-resistant finish
- No other tool company offers the complete range 1" - 3 1/8"
 - 35 hex sizes
 - no missing sizes
- Forged from alloy steel for extra heavy duty strength



SAE Striking Face Box Wrench 45° Offset Head

Hex Size	12 Point Part No.	Overall Length in. a	Head Depth in. b	Head diameter in. c	Weight lbs.
1"	66832	11	7/8	2	2.8
1 1/16"	66834	11	7/8	2	2.8
1 1/8"	66836	11	7/8	2	2.8
1 3/16"	66838	11	7/8	2 1/16	2.8
1 1/4"	66840	11	7/8	2 1/16	2.8
1 5/16"	66842	11	7/8	2 1/16	2.8
1 3/8"	66844	11	7/8	2 1/16	2.6
1 7/16"	66846	12 1/2	1 1/8	2 3/4	6.4
1 1/2"	66848	12 1/2	1 1/8	2 3/4	6.4
1 9/16"	66850	12 1/2	1 1/8	2 3/4	6.2
1 5/8"	66852	12 1/2	1 1/8	2 3/4	6.2
1 11/16"	66854	12 1/2	1 1/8	2 13/16	6.2
1 3/4"	66856	12 1/2	1 1/8	2 13/16	6.2
1 13/16"	66858	12 1/2	1 1/8	2 31/32	6.2
1 7/8"	66860	12 1/2	1 1/8	2 31/32	6.2
1 15/16"	66862	12 1/2	1 1/8	2 31/32	6.2
2"	66864	12 3/4	1 1/8	3 1/8	6.2
2 1/16"	66866	12 3/4	1 1/8	3 1/8	6.0
2 1/8"	66868	14	1 3/8	3 5/8	9.2
2 3/16"	66870	14	1 3/8	3 3/4	9.2
2 1/4"	66872	14	1 3/8	3 3/4	9.2
2 5/16"	66874	14	1 3/8	3 3/4	9.2
2 3/8"	66876	14	1 3/8	3 3/4	9.0
2 7/16"	66878	14	1 3/8	3 31/32	9.2
2 1/2"	66880	14 1/2	1 5/16	4	9.2
2 9/16"	66882	14 1/2	1 5/16	4 1/8	9.2
2 5/8"	66884	14 1/2	1 5/16	4 1/8	9.0
2 11/16"	66886	16	1 3/4	4 7/8	16.2
2 3/4"	66888	16	1 3/4	4 7/8	15.4
2 13/16"	66890	16	1 3/4	4 7/8	16.0
2 7/8"	66892	16	1 3/4	4 7/8	15.8
2 15/16"	66894	16	1 3/4	4 7/8	15.4
3"	66896	16	1 3/4	4 7/8	15.2
3 1/16"	66898	16	1 3/4	4 7/8	15.0
3 1/8"	66899	16	1 3/4	4 13/16	15.0

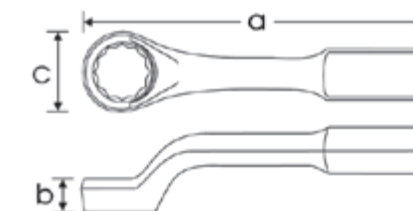
Metric Striking Face Box Wrench 45° Offset Head

Hex Size	12 Point Part No.	Overall Length mm a	Head Depth mm b	Head diameter mm c	Weight lbs.
27mm	66927	279	22	51	2.8
30mm	66930	279	22	51	2.8
32mm	66932	279	22	51	2.8
35mm	66935	279	22	54	2.8
36mm	66936	317	29	70	6.4
38mm	66938	317	29	70	6.4
41mm	66941	317	29	70	6.4
43mm	66943	317	29	70	6.2
46mm	66946	324	29	79	6.2
50mm	66950	324	29	79	6.2
51mm	66951	324	29	79	6.2
54mm	66954	355	35	92	9.4
55mm	66955	355	35	92	9.2
57mm	66957	355	35	92	9.0
60mm	66960	355	35	92	8.8
64mm	66964	362	35	101	9.2
65mm	66965	362	35	101	9.2
70mm	66970	406	44	124	16.0
73mm	66973	406	44	124	15.6
75mm	66975	406	44	124	15.6
80mm	66980	406	44	124	14.8

Specs: CGSB 39-GP-11M. ANSI B107.9M - 1994.

FEATURES

- Each wrench is coated with black oxide and waxed for a rust-resistant finish
- No other tool company offers the complete range 27mm - 80mm
 - 21 hex sizes
 - no missing sizes
- Forged from alloy steel for extra heavy duty strength

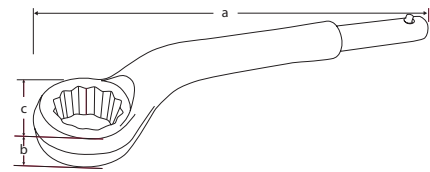


WARNING
Always wear safety goggles.



FEATURES

- Engineered for optimum safety
- Increased leverage capability
- Dual purpose
- Interchangeable handle uniquely designed to fit competitor's model
- Widest range of sizes
- Ease of assembly



SAE Strike-Free Leverage Wrench 45° Offset Head

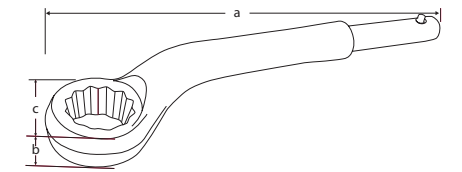
Hex Size	Part No.	Length in. a	Head Depth in. b	Head diameter in. c	Handle To Use	Weight lbs.
1"	66632	7 1/2	7/8	2	24" Handle	2.5
1 1/16"	66634	7 1/2	7/8	2	24" Handle	2.5
1 1/8"	66636	7 1/2	7/8	2	24" Handle	2.5
1 3/16"	66638	7 1/2	7/8	2 1/16	24" Handle	2.5
1 1/4"	66640	7 1/2	7/8	2 1/16	24" Handle	2.5
1 5/16"	66642	7 1/2	7/8	2 1/16	24" Handle	2.5
1 3/8"	66644	7 1/2	7/8	2 1/16	24" Handle	2.5
1 7/16"	66646	8	1 1/8	2 3/4	24" Handle	4.5
1 1/2"	66648	8	1 1/8	2 3/4	24" Handle	4.5
1 9/16"	66650	8	1 1/8	2 3/4	24" Handle	4.5
1 5/8"	66652	8	1 1/8	2 3/4	24" Handle	4.5
1 11/16"	66654	8	1 1/8	2 13/16	36" Handle	4.5
1 3/4"	66656	8	1 1/8	2 13/16	36" Handle	4.5
1 13/16"	66658	8	1 1/8	2 31/32	36" Handle	4.5
1 7/8"	66660	8	1 1/8	2 31/32	36" Handle	4.5
1 15/16"	66662	8	1 1/8	2 31/32	36" Handle	4.5
2"	66664	8 1/4	1 1/8	3 1/8	36" Handle	4.5
2 1/16"	66666	8 1/4	1 1/8	3 1/8	36" Handle	4.5
2 1/8"	66668	8 1/4	1 3/8	3 5/8	36" Handle	7.0
2 3/16"	66670	9 1/4	1 3/8	3 3/4	36" Handle	7.0
2 1/4"	66672	9 1/4	1 3/8	3 3/4	36" Handle	7.0
2 5/16"	66674	9 1/4	1 3/8	3 3/4	36" Handle	7.0
2 3/8"	66676	9 1/4	1 3/8	3 3/4	36" Handle	7.0
2 7/16"	66678	9 1/2	1 3/8	3 31/32	36" Handle	7.0
2 1/2"	66680	9 1/2	1 5/16	4	36" Handle	7.0
2 9/16"	66682	9 1/2	1 5/16	4 1/8	36" Handle	7.0
2 5/8"	66684	9 1/2	1 5/16	4 1/8	36" Handle	7.0
2 11/16"	66686	10	1 3/4	4 7/8	36" Handle	10.0
2 3/4"	66688	10	1 3/4	4 7/8	36" Handle	10.0
2 13/16"	66690	10	1 3/4	4 7/8	36" Handle	10.0
2 7/8"	66692	10	1 3/4	4 7/8	36" Handle	10.0
2 15/16"	66694	10	1 3/4	4 7/8	36" Handle	10.0
3"	66696	10	1 3/4	4 7/8	36" Handle	10.0
3 1/16"	66698	10	1 3/4	4 7/8	36" Handle	10.0
3 1/8"	66699	10	1 3/4	4 13/16	36" Handle	10.0

Metric Strike-Free Leverage Wrench 45° Offset Head

Hex Size	Part No.	Length mm a	Head Depth mm b	Head diameter mm c	Handle To Use	Weight lbs.
30mm	66530	187	22	51	24" Handle	2.5
32mm	66532	187	22	51	24" Handle	2.5
36mm	66536	200	29	70	24" Handle	4.5
41mm	66541	200	29	70	24" Handle	4.5
46mm	66546	200	29	79	36" Handle	4.5
55mm	66555	205	35	92	36" Handle	7.0
60mm	66560	231	35	92	36" Handle	7.0
65mm	66565	237	35	101	36" Handle	7.0
70mm	66570	250	44	124	36" Handle	10.0
75mm	66575	250	44	124	36" Handle	10.0
80mm	66580	250	44	124	36" Handle	10.0

FEATURES


- Engineered for optimum safety
- Increased leverage capability
- Dual purpose
- Interchangeable handle uniquely designed to fit competitor's model
- Widest range of sizes
- Ease of assembly



Tubular Handle for Strike-Free Leverage Wrench

Part No.	Description	Weight, lbs.
60024	24" Tubular handle fits wrench Part No. 66632 to 66652 (1" - 1 5/8") and Part No. 66530 to 66541 (30mm - 41mm)	2.6
60036	36" Tubular handle fits wrench Part No. 66654 to 66699 (1 1/16" - 3 1/8") and Part No. 66546 to 66580 (46mm - 80mm)	7.95

Wrenches and handles sold separately.



Assembled strike-free leverage wrench and tubular handle

Gray Tools offers a range of professional quality torque tools in 1/4" to 1" drive. The reliable and trusted product assortment includes micrometer and dial type torque wrenches, torque limiting screwdrivers and torque multipliers.

All Gray Tools torque tools are 100% quality tested at the time of manufacturing and manufactured to the ANSI B107.14 specifications, US Federal Specification GGG-W-686 and ISO Standard 6789. These quality standards ensure the torque accuracy to be within ±3% for micrometer style torque wrenches and 4% accuracy with dial type torque wrenches when the wrench is used within the 20-100% rated capacity.

Factory Calibration

Each torque wrench is calibrated prior to shipment from the factory within tolerance limits of ± 3% clockwise (right-handed) accuracy within upper 80% of range. Every torque wrench includes a factory "ticket" confirming each tool has been tested and is within specification before being shipped.

Calibration Certificates

For ISO 9000 and QS 9000 customers, calibration certificates are available for an additional charge. To order tools with the third party calibration certificate simply add "-C" to any of the part numbers seen on pages 187-188.

An annual calibration and a scheduled maintenance program are highly recommended.

Torque Wrench Features	Torquing Guidelines & Suggestions
<ul style="list-style-type: none"> • Operate and ratchet in both left and right hand directions. • Maybe used for uncontrolled wrenching as long as torque does not exceed maximum capacity. • Lock ring prevents accidental change of torque setting. • Durable aluminum handle features an easy to grip diamond knurl surface and scratch resistant anodized coating. • Ratchet reverses easily - has positive locking action. • May be used continually at maximum torque capacity. • Mechanism protected from routine contamination. • Wrench made of highest quality heat-treated steel. • Finished with tough, durable chrome nickel plating. • Can be trusted in any automotive, aircraft, marine and industrial applications. 	<ul style="list-style-type: none"> • NEVER OVERTORQUE ! • Do not break fasteners loose. • Do not replace worn parts individually. Replace all the entire contents of the repair kit. • Greater torque accuracy is assured by gripping it properly. Grasp the GRIP, not the SHAFT, and pull smoothly. • Never attempt to turn the GRIP when the LOCK RING is in the "LOCK" position. • Each torque wrench is lubricated before leaving the factory. If it has not been used for some time, it should be operated several times to re-distribute the lubricant within the working mechanism. • Return adjustment to lowest settings after use. • Periodically calibrate at minimum annually • Clean and lubricate ratchet assembly with light oil.

1 Year Limited Warranty

Every torque tool is backed by a one year limited warranty covering any manufacturing defect from original date of purchase. Improper use of these products, including but not limited to the application of excessive force, will effect performance and may result in injury. The warranty does not apply to tools which do not function properly or within specified accuracy because of wear, improper or unreasonable use, and damage not resulting from defect or malfunction, or which have been altered. Calibration is warranted for 90 days. Annual calibration and a scheduled maintenance program are highly recommended.



1/4" Micro-adjustable, Click-Type

Square Drive	Part No.	Capacity in. lb.	Capacity (Nm)	Increments in. lb. (Nm)	Head Style	No. Teeth	Length
1/4"	71200	30-200	(3.96-23.16)	1 (0.11)	Fixed Ratchet	48	10 1/4"

Torques both directions with quick release
Includes Custom Molded Plastic Case



3/8" Micro-adjustable, Click-Type

Square Drive	Part No.	Capacity in. lb.	Capacity (Nm)	Increments in. lb. (Nm)	Head Style	No. Teeth	Length
3/8"	72250	50-250	(6.22-28.85)	1 (0.11)	Fixed Ratchet	48	10"

Torques both directions
Includes Custom Molded Plastic Case



3/8" Micro-adjustable, Click-Type Flex and Fixed Head

Square Drive	Part No.	Capacity ft. lb.	Capacity (Nm)	Increments ft. lb. (Nm)	Head Style	No. Teeth	Length
3/8"	72075	5-75	(10.1-105.1)	0.5 (0.7)	Flex Ratchet	48	17 5/8"
3/8"	72100	10-100	(16.9-138.9)	0.5 (0.7)	Fixed Ratchet	48	17 3/4"

Torques both directions with quick release
Includes Custom Molded Plastic Case



1/2" Micro-adjustable, Click-Type

Square Drive	Part No.	ft. lb.	Capacity (Nm)	Increments ft. lb. (Nm)	Head Style	No. Teeth	Length
1/2"	73250	25-250	(43.4-348.4)	1 (1.4)	Fixed Ratchet	36	21 3/4"
1/2"	73251	25-250	(43.4-348.4)	1 (1.4)	Flex Ratchet	36	22 1/2"

Torques both directions with quick release
Includes Custom Molded Plastic Case



1/2" Micro-adjustable, Click-Type

Square Drive	Part No.	ft. lb.	Capacity (Nm)	Increments ft. lb. (Nm)	Head Style	No. Teeth	Length
1/2"	MFR250HD	25-250	(43.4-348.4)	1	Fixed Head	32	24 1/4"

Torques both directions with quick release
Includes Custom Molded Plastic Case



3/4" & 1" Micro-adjustable, Click-Type

Square Drive	Part No.	ft. lb.	Capacity (Nm)	Increments ft. lb. (Nm)	Head Style	No. Teeth	Length
3/4"	* 74600	100-600	(153-830)	2.5 (3.4)	Round Head Fixed	48	41 1/4"
3/4"	* MFR600HD††	100-600	(153-830)	5 (7)	Tear Drop Head Fixed	40	43"
1"	‡ MF2000	300-2,000	(474-2700)	10 (13.5)	Fixed Head	—	109"

†† Torques both directions (not MF2000)

* Includes Custom Molded Plastic Case

‡ Non Ratcheting one directional torquing head

All torque wrenches meet or exceed Federal Spec. GGG-W-00686C. ANSI/ASME B107.14M ISO 6789

Torque Screwdriver - Micrometer Adjustable

Part No.	Capacity in. lbs.	Female Hex	Increments in. lbs.	Length in.	Width in.
SM40	5-40	1/4"	.5	5	1.2



Part No.	Capacity in. oz.	Female Hex	Increments in. lbs.	Length in.	Width in.
SM100	20-100	1/4"	1	3.8	1.1



Dial Type with Memory Needle - Inch Pound

Square Drive	Part No.	Capacity in. lb. (Nm)	Increments in. lb. (Nm)	Length
1/4"	DIN75A	0-75 (0-9)	.5 (.25)	10"
3/8"	DIN250A	0-250 (0-30)	5 (.5)	12 1/4"
3/8"	DIN600A	0-600 (0-70)	10 (2)	12 1/4"

Includes Custom Molded Plastic Case



Dial Type With Memory Needle - Foot Pound

Square Drive	Part No.	Capacity ft. lb. (Nm)	Increments ft. lb. (Nm)	Length
3/8"	DFN50A	0-50 (0-70)	1 (2)	12"
1/2"	DFN250A	0-250 (0-350)	5 (10)	20 1/2"
1"	†DFE1000	0-1000 (0-1,400)	20 (25)	74"


† Electric Light and Audible Buzzer in Metal Box
Includes Custom Molded Plastic Case



Torque Multipliers

Part No.	Input Drive	Output Drive	Max Input Torque ft. lb. (Nm)	Max Output Torque ft. lb. (Nm)	Torque Ratio	Length in. (mm)	Weight With Case lb.	Accuracy	Overload Protection	Anti Backlash
TM750A	1/2" F	3/4" M	227 303	750 1017	3.3:1	8.6 (218)	4.0	+/- 5%	No	No
TM1200*	1/2" F	3/4" M	200 271	1200 1627	6.0:1	14.1(358)	12.5	+/- 5%	Yes	No
TM2200*	1/2" F	1" M	162 271	2200 2983	13.6:1	19.6 (498)	15.2	+/- 5%	Yes	Yes
TM3200*	1/2" F	1" M	173 235	3200 4339	18.5:1	19.6 (498)	19.9	+/- 5%	Yes	Yes

* Includes Custom Molded Plastic Case



FEATURES & BENEFITS

- Made from high quality copper finish S₂ industrial steel.
- Up to 30% more torque than ordinary hex keys.
- Superior durability & performance.
- Available in extra long, long and short in both SAE & Metric.
- Available in hex or ball ends.
- Available in L-design, folding sets and T-handle to suit any application.
- For optimal convenience, size and part number are etched on each key (1/8" & 3mm and larger).

UPC Packaged Hex Keys	192
Individual Hex Keys	193
T-Handle Hex Keys	194
Screwdriver Handle Hex Keys	194
Hex Key Sets	194
Folding Hex Keys	199

Industrial Quality Hex Keys

Made of premium S₂ steel delivering superior durability and corrosion resistance.

Premium S₂ steel also results in a hex key that delivers up to 33% more torque than ordinary keys.

Each key's size and part number is permanent etched making finding the right size faster and more convenient (1/8" & 3mm and larger only).

Broad assortment available including; extra long, long and short in both SAE & Metric.

Multiple designs available including traditional hex and ball end for easier access in hard to reach applications.

Loose and sets available; including traditional L-design, folding sets, and T-handle to suit any application.



Individual - Hex Keys UPC Carded

Hex Size	SAE Long Key Part No.	Hex Size	Metric Long Key Part No.
.05"	68200H	1.5mm	68415H
1/16"	68204H	2mm	68402H
5/64"	68205H	2.5mm	68425H
3/32"	68206H	3mm	68403H
7/64"	68207H	4mm	68404H
1/8"	68208H	5mm	68405H
9/64"	68209H	6mm	68406H
5/32"	68210H	8mm	68408H
3/16"	68212H	10mm	68410H
7/32"	68214H	11mm	68411H
1/4"	68216H	12mm	68412H
5/16"	68220H	14mm	68414H
3/8"	68224H	17mm	68417H
7/16"	68228H	19mm	68419H
1/2"	68232H		
9/16"	68236H		
5/8"	68240H		
3/4"	68248H		

Individual - Ball End Hex Keys UPC Carded

Hex Size	SAE Long Key Part No.	Hex Size	Metric Long Key Part No.
.05"	68501H	1.5mm	68915H
1/16"	68504H	2mm	68902H
5/64"	68505H	2.5mm	68925H
3/32"	68506H	3mm	68903H
7/64"	68507H	4mm	68904H
1/8"	68508H	5mm	68905H
9/64"	68509H	6mm	68906H
5/32"	68510H	8mm	68908H
3/16"	68512H	10mm	68910H
7/32"	68514H	11mm	68911H
1/4"	68516H	12mm	68912H
5/16"	68520H	14mm	68914H
3/8"	68524H	17mm	68917H
7/16"	68528H	19mm	68919H
1/2"	68532H		
9/16"	68536H		
5/8"	68540H		
3/4"	68548H		



Individual Hex Keys

Hex Size	SAE Short Key Part No.	SAE Long Key Part No.	SAE Extra Long Key Part No.	Hex Size	Metric Short Key Part No.	Metric Long Key Part No.	Metric Extra Long Key Part No.
.05"	69100	68200	68200XL	1.5mm	69315	68415	68415XL
1/16"	69104	68204	68204XL	2mm	69302	68402	68402XL
5/64"	69105	68205	68205XL	2.5mm	69325	68425	68425XL
3/32"	69106	68206	68206XL	3mm	69303	68403	68403XL
7/64"	69107	68207	68207XL	4mm	69304	68404	68404XL
1/8"	69108	68208	68208XL	5mm	69305	68405	68405XL
9/64"	69109	68209	68209XL	6mm	69306	68406	68406XL
5/32"	69110	68210	68210XL	8mm	69308	68408	68408XL
3/16"	69112	68212	68212XL	10mm	69310	68410	68410XL
7/32"	69114	68214	68214XL	11mm	—	68411	—
1/4"	69116	68216	68216XL	12mm	69312	68412	—
5/16"	69120	68220	68220XL	14mm	69314	68414	—
3/8"	69124	68224	68224XL	17mm	69317	68417	—
7/16"	69128	68228	—	19mm	69319	68419	—
1/2"	69132	68232	—				
9/16"	69136	68236	—				
5/8"	69140	68240	—				
3/4"	69148	68248	—				
7/8"	69152	—	—				
1"	69164	—	—				



Individual - Ball End Hex Keys

Hex Size	SAE Short Key Part No.	SAE Long Key Part No.	SAE Extra Long Key Part No.	Hex Size	Metric Short Key Part No.	Metric Long Key Part No.	Metric Extra Long Key Part No.
.05"	68301	68501	68501XL	1.5mm	68715	68915	68915XL
1/16"	68304	68504	68504XL	2mm	68702	68902	68902XL
5/64"	68305	68505	68505XL	2.5mm	68725	68925	68925XL
3/32"	68306	68506	68506XL	3mm	68703	68903	68903XL
7/64"	68307	68507	68507XL	4mm	68704	68904	68904XL
1/8"	68308	68508	68508XL	5mm	68705	68905	68905XL
9/64"	68309	68509	68509XL	6mm	68706	68906	68906XL
5/32"	68310	68510	68510XL	8mm	68708	68908	68908XL
3/16"	68312	68512	68512XL	10mm	68710	68910	68910XL
7/32"	68314	68514	68514XL	11mm	—	68911	—
1/4"	68316	68516	68516XL	12mm	—	68912	—
5/16"	68320	68520	68520XL	14mm	—	68914	—
3/8"	68324	68524	68524XL	17mm	—	68917	—
7/16"	—	68528	—	19mm	—	68919	—
1/2"	—	68532	—				
9/16"	—	68536	—				
5/8"	—	68540	—				
3/4"	—	68548	—				

Individual Torx® Hex Keys

Torx® Size	Short Key Part No.
T10	69610
T15	69615
T20	69620
T25	69625
T27	69627
T30	69630
T40	69640

* See page 330 for hex key overall lengths.



Individual T-handle S₂ Hex Keys SAE & Metric Ball End and Torx®

Ball Hex	SAE Part No.	Ball Hex	Metric Part No.	Torx® Size	Torx® Part No.	Blade Length
5/64"	ST69001	2mm	ST69802	T10	STXS610	4"
3/32"	ST69006	2.5mm	ST69825	T15	STXS615	4"
1/8"	ST69008	3mm	ST69803	T20	STXS620	4"
5/32"	ST69010	4mm	ST69804	T25	STXS625	4"
3/16"	ST69012	5mm	ST69805	T27	STXS627	4"
1/4"	ST69016	6mm	ST69806	T30	STXS630	4"
5/16"	ST69020	8mm	ST69808	T40	STXS640	4"
3/8"	ST69024	10mm	ST69810	T45	STXS645	6"
1/2"	ST69032	12mm	ST69812	T50	STXS650	6"



SAE T-Handle S₂ Hex Keys with Vinyl Grips

Hex Size	Part No.	Blade Length	Overall Length
3/32"	68606	2.56"	4.33"
7/64"	68607	2.75"	4.50"
1/8"	68608	2.95"	4.72"
9/64"	68609	2.95"	4.72"
5/32"	68610	3.35"	5.12"
3/16"	68612	3.94"	5.91"
7/32"	68614	4.33"	6.3"
1/4"	68616	4.72"	6.69"
5/16"	68620	5.83"	7.87"
3/8"	68624	7.01"	9.06"



SCD1009
9 Pieces Metric Ball T-Handle S₂ Hex Key Set

Contains: 2, 2.5, 3, 4, 5, 6, 8, 10, 12mm
Includes metal stand



SCD3009
9 Pieces Torx® T-Handle S₂ Hex Key Set

Contains: T10, T15, T20, T25, T27, T30, T40, T45, T50
Includes metal stand




Metric T-Handle S₂ Hex Keys with Vinyl Grips

Hex Size	Part No.	Blade Length	Overall Length
2mm	67602	55mm	100mm
2.5mm	67625	65mm	110mm
3mm	67603	75mm	120mm
4mm	67604	85mm	130mm
5mm	67605	100mm	150mm
6mm	67606	120mm	170mm
8mm	67608	148mm	200mm
10mm	67610	178mm	230mm




Individual S₂ Hex Screwdrivers SAE & Metric Ball End

Hex Size	SAE Part No.	Hex Size	Metric Part No.	Blade Length
1/16"	SD69504	1.5mm	SD69915	4"
5/64"	SD69505	2mm	SD69902	4"
3/32"	SD69506	2.5mm	SD69925	4"
1/8"	SD69508	3mm	SD69903	4"
5/32"	SD69510	4mm	SD69904	4"
3/16"	SD69512	5mm	SD69905	4"
7/32"	SD69514	5.5mm	SD69955	4"
1/4"	SD69516	6mm	SD69906	4"
5/16"	SD69520	8mm	SD69908	4"
3/8"	SD69524	10mm	SD69910	4"



698610
10 Pieces SAE T-Handle Hex Key Set

Contains: 3/32", 7/64", 1/8", 9/64", 5/32", 3/16", 7/32", 1/4", 5/16", 3/8"
Includes organizer



697608
8 Pieces Metric T-Handle Hex Key Set

Contains: 2, 2.5, 3, 4, 5, 6, 8, 10 mm
Includes organizer



SCD2009
9 Pieces SAE Ball T-Handle S₂ Hex Key Set

Contains: 5/64", 3/32", 1/8", 5/32", 3/16", 1/4", 5/16", 3/8", 1/2"
Includes metal stand

SCD2010
10 Pieces SAE Screwdriver Ball S₂ Hex Key Set


Contains: 1/16", 5/64", 3/32", 1/8", 5/32", 3/16", 7/32", 1/4", 5/16", 3/8"
In custom molded tray



SCD1010
10 Pieces Metric Screwdriver Ball S₂ Hex Key Set

Contains: 1.5, 2, 2.5, 3, 4, 5, 5.5, 6, 8, 10mm
In custom molded tray






68809
9 Pieces Metric Short Arm S₂ Hex Key Set
Contains: 1.5, 2, 2.5, 3, 4, 5, 6, 8, 10mm



69712
13 Pieces SAE Short Arm S₂ Hex Key Set
Contains: .050", 1/16", 5/64", 3/32", 7/64", 1/8", 9/64", 5/32", 3/16", 7/32", 1/4", 5/16", 3/8"



68709
9 Pieces Metric Long Arm S₂ Hex Key Set
Contains: 1.5, 2, 2.5, 3, 4, 5, 6, 8, 10mm




68913
13 Pieces SAE Long Arm Ball S₂ Hex Key Set
Contains: .050", 1/16", 5/64", 3/32", 7/64", 1/8", 9/64", 5/32", 3/16", 7/32", 1/4", 5/16", 3/8"



698113
13 Pieces SAE Hex Key Ball End Short
Contains: .050", 1/16", 5/64", 3/32", 7/64", 1/8", 9/64", 5/32", 3/16", 7/32", 1/4", 5/16", 3/8"




697109
9 Pieces Metric Hex Key Ball End Short
Contains: 1.5, 2, 2.5, 3, 4, 5, 6, 8, 10mm



68909
9 Pieces Metric Long Arm Ball S₂ Hex Key Set
Contains: 1.5, 2, 2.5, 3, 4, 5, 6, 8, 10mm



68722
22 Pieces SAE & Metric Combination Long Arm Ball S₂ Hex Key Set
Contains: 68913 and 68909



69807
7 Pieces Torx® Long Arm S₂ Hex Key Set
Contains: T10, T15, T20, T25, T27, T30, T40



68713
13 Pieces SAE Long Arm S₂ Hex Key Set
Contains: .050", 1/16", 5/64", 3/32", 7/64", 1/8", 9/64", 5/32", 3/16", 7/32", 1/4", 5/16", 3/8"


68723
22 Pieces SAE & Metric Combination Long Arm S₂ Hex Key Set
Contains: 68713 and 68709





68713XL
13 Pieces SAE Extra Long Arm S₂ Hex Key Set

Contains: .050", 1/16", 5/64", 3/32", 7/64", 1/8", 9/64", 5/32", 3/16", 7/32", 1/4", 5/16", 3/8"



68709XL
9 Pieces Metric Extra Long Arm S₂ Hex Key Set

Contains: 1.5, 2, 2.5, 3, 4, 5, 6, 8, 10mm



69955
5 Pieces SAE Long Folding S₂ Hex Key Set

Contains: 3/16", 7/32", 1/4", 5/16", 3/8"




69959
9 Pieces SAE Long Folding S₂ Hex Key Set

Contains: 5/64", 3/32", 7/64", 1/8", 9/64", 5/32", 3/16", 7/32", 1/4"



68913XL
13 Pieces SAE Extra Long Arm Ball S₂ Hex Key Set

Contains: .050", 1/16", 5/64", 3/32", 7/64", 1/8", 9/64", 5/32", 3/16", 7/32", 1/4", 5/16", 3/8"



68909XL
9 Pieces Metric Extra Long Arm Ball S₂ Hex Key Set

Contains: 1.5, 2, 2.5, 3, 4, 5, 6, 8, 10mm




69949
9 Pieces SAE Long Ball Folding S₂ Hex Key Set

Contains: 5/64", 3/32", 7/64", 1/8", 9/64", 5/32", 3/16", 7/32", 1/4"



69958
9 Pieces SAE Short Folding S₂ Hex Key Set

Contains: .050", 1/16", 5/64", 3/32", 7/64", 1/8", 9/64", 5/32", 3/16"



68913SB*
13 Pieces SAE Stubby Long Arm Ball S₂ Hex Key Set

Contains: .050", 1/16", 5/64", 3/32", 7/64", 1/8", 9/64", 5/32", 3/16", 7/32", 1/4", 5/16", 3/8"



68909SB*
9 Pieces Metric Stubby Long Arm Ball S₂ Hex Key Set

Contains: 1.5, 2, 2.5, 3, 4, 5, 6, 8, 10mm



69937
7 Pieces Metric Short Folding S₂ Hex Key Set

Contains: 1.5, 2, 2.5, 3, 4, 5, 6mm



69927
7 Pieces Long Torx® Folding S₂ Hex Key Set

Contains: T10, T15, T20, T25, T27, T30, T40

* Includes mini wrench for extra grip & torque.

698115
15 Pieces SAE Short Arm S₂ Hex Key Set

Contains: 0.028", 0.035", 0.5", 1/16", 5/64", 3/32", 1/8", 5/32", 3/16", 1/4", 5/16", 3/8", 1/2", 9/16", 5/8"



697115
15 Pieces Metric Short Arm S₂ Hex Key Set

Contains: 0.7, 0.9, 1.3, 1.5, 2, 2.5, 3, 4, 5, 6, 8, 10, 12, 14, 17mm



698513
13 Pieces SAE Long Arm Ball S₂ Hex Key Set

Contains: 1/16", 5/64", 3/32", 1/8", 5/32", 3/16", 7/32", 1/4", 5/16", 3/8", 1/2", 9/16", 5/8"



698310
10 Pieces SAE Extra Long Arm S₂ Hex Key Set

Contains: 1/8", 5/32", 3/16", 7/32", 1/4", 5/16", 3/8", 1/2", 9/16", 5/8"



697513
13 Pieces Metric Long Arm Ball S₂ Hex Key Set

Contains: 1.5, 2, 2.5, 3, 4, 5, 5.5, 6, 8, 10, 12, 14, 17mm



697310
10 Pieces Metric Extra Long Arm S₂ Hex Key Set

Contains: 3, 4, 5, 6, 7, 8, 10, 12, 14, 17mm



FEATURES & BENEFITS

- Large assortment of screwdriver sizes, lengths and types to accommodate any application.
- All screwdriver tips are precision ground to ensure precise fit.
- Various handle designs to generate maximum torque for the specific application. Designs include comfort grip, insulated and precision handles.
- Screwdriver shanks are made from premium quality materials such as S₂ industrial steel delivering safety from breakage and premature wear.

Slotted Screwdrivers	204
Phillips® Screwdrivers	205
Square Recess Screwdrivers	206
Torx® Screwdrivers	206
Screw Starters	207
Screwdriver Sets	208
Nut Drivers	214
Screwdriver Bits, Holders & Accessories	215

*Phillips® is a registered trademark of Phillips Screw Co.
*Torx® is a registered trademark of Textron.



Slotted - Precision

Part No.	Blade Length	Overall Length	Tip Size	Shank Size
85820	2 3/8"	6 1/2"	5/64"	5/64"
85825	2 3/8"	6 1/2"	3/32"	3/32"
85830	2 3/8"	6 1/2"	11/64"	11/64"
85835	2 3/8"	6 1/2"	9/64"	9/64"
85840	2 3/8"	6 1/2"	5/32"	5/32"



Slotted - Round Shank

Part No.	Blade Length	Overall Length	Tip Size	Shank Size
00AA	1"	2 1/16"	.015 x 1/8"	1/8"
03	3"	6 1/2"	.035 x 1/4"	1/4"
04	4"	8 1/4"	.035 x 1/4"	1/4"
06	6"	10 1/4"	.042 x 5/16"	5/16"
08	8"	12 1/2"	.05 x 3/8"	3/8"
010	10"	14 1/2"	.05 x 3/8"	3/8"
012	12"	16 3/4"	.055 x 1/2"	7/16"



Slotted - Stubby Comfort Grip Heavy Duty

Part No.	Blade Length	Overall Length	Tip Size	Shank Size
30801A	1 1/2"	3 1/2"	.031 x 1/4"	1/4"



Slotted - Flexible Blade

Part No.	Blade Length	Overall Length	Tip Width
211	4 1/2"	7 1/2"	3/16"



Slotted - Square Shank

Part No.	Blade Length	Overall Length	Tip Size	Shank Size
S03	3"	6 3/4"	.037 x 1/4"	1/4"
S04	4"	8 1/4"	.037 x 1/4"	1/4"
S06	6"	10 1/4"	.045 x 5/16"	5/16"
S08	8"	12 1/2"	.053 x 3/8"	3/8"
S010	10"	14 1/2"	.058 x 1/2"	3/8"
S012	12"	16 3/4"	.062 x 1/2"	3/8"
S027	18 1/2"	27 1/4"	.070 x 9/16"	3/8"



Slotted - Hex Shank Heavy Duty Comfort Grip

Part No.	Blade Length	Overall Length	Tip Size	Shank Size
86303	4"	7 9/64"	.03 x 5/32"	5/32"
86304	4"	8 1/4"	.04 x 13/64"	13/64"
86306	6"	10 1/4"	.05 x 1/4"	15/64"
86307	7"	11 1/4"	.05 x 5/16"	5/16"
86308	8"	12 1/4"	.08 x 25/64"	5/16"
86406	18"	22 1/16"	.05 x 15/64"	15/64"

Full length blade with hex bolster goes through handle to end cap. End cap has tip style etched.




Phillips® - Precision

Part No.	Blade Length	Overall Length	Tip Size	Shank Size
85800	2 3/8"	6 1/2"	No. 00	3/32"
85810	2 3/8"	6 1/2"	No. 0	11/64"
85801	2 3/8"	6 1/2"	No. 1	5/32"




Phillips® - Round Shank

Part No.	Blade Length	Overall Length	Tip Size	Shank Size
50002	2 3/8"	5 5/16"	No. 0	1/8"
50103	3 1/4"	6 3/4"	No. 1	3/16"
50204	4"	8 1/4"	No. 2	1/4"
50306	6"	10"	No. 3	5/16"
50408	8"	12 1/2"	No. 4	3/8"



Slotted - Round Shank - Cabinet

Part No.	Blade Length	Overall Length	Tip Size	Shank Size
10603	3"	6 1/2"	.028 x 3/16"	3/16"
10604	4"	8 1/4"	.028 x 3/16"	3/16"
10806	6"	9 7/16"	.031 x 1/4"	1/4"



Slotted - Round Shank - Electrician's

Part No.	Blade Length	Overall Length	Tip Size	Shank Size
30403	3"	6 1/2"	.016 x 1/8"	1/8"
30404	4 1/4"	7 1/4"	.016 x 1/8"	1/8"
30408	8"	11 1/2"	.016 x 1/8"	1/8"
30504	4 1/4"	7 3/4"	.020 x 5/32"	5/32"
30506	6"	9 1/2"	.020 x 5/32"	5/32"
30606	6"	9 1/2"	.028 x 3/16"	3/16"
30608	8"	11 1/2"	.028 x 3/16"	3/16"
30612	12"	15 1/2"	.028 x 3/16"	3/16"



Phillips® - Hex Shank Heavy Duty Comfort Grip

Part No.	Blade Length	Overall Length	Tip Size	Shank Size
86430	3"	6 3/8"	No.0	1/8"
86431	3"	7 1/4"	No. 1	13/64"
86441	16"	20 9/32"	No. 1	15/64"
86432	4"	8 1/4"	No. 2	15/64"
86442	18"	22 5/64"	No. 2	15/64"
86433	6"	10 5/8"	No. 3	5/16"

Full length blade with hex bolster goes through handle to end cap. End cap has tip style etched.




Phillips® - Stubby Comfort Grip Heavy Duty

Part No.	Blade Length	Overall Length	Tip Size	Shank Size
50101A	1 1/2"	3 1/4"	No. 1	3/16"
50201A	1 1/2"	3 1/4"	No. 2	1/4"



Square Recess - Extra Long

Part No.	Blade Length	Overall Length	Tip Size	Shank Size	Handle Colour
RB221	6 1/4"	10 3/4"	No. 1	5/16"	Green
RB321	7 3/4"	12 1/2"	No. 1	5/16"	Green
RB222	6 1/4"	10 3/4"	No. 2	5/16"	Red
RB322	7 3/4"	12 1/2"	No. 2	5/16"	Red
RB223	6 1/4"	10 3/4"	No. 3	5/16"	Black
RB224	6 1/4"	10 3/4"	No. 4	5/16"	Black



Screw Starters - Slotted

Part No.	Type	Overall Length
125	Aluminum	2 1/2"
127	Aluminum	5"
129	Aluminum	9"



Square Recess - Hex Shank Heavy Duty Comfort Grip

Part No.	Blade Length	Overall Length	Tip Size	Shank Size	Handle Colour
86510	4"	8 1/4"	No. 0	3/16"	Yellow
86501	4"	8 1/4"	No. 1	1/4"	Green
86521	16"	20 9/32"	No. 1	15/64"	Green
86502	4"	8 1/4"	No. 2	1/4"	Red
86522	16"	20 9/32"	No. 2	15/64"	Red
86503	4"	8 1/4"	No. 3	1/4"	Black

Full length blade with hex bolster goes through handle to end cap. End cap has tip style etched.



Square Recess - Stubby Comfort Grip Heavy Duty

Part No.	Blade Length	Overall Length	Tip Size	Shank Size	Handle Colour
RB120A	1 1/2"	3 1/4"	No. 0	1/4"	Yellow
RB121A	1 1/2"	3 1/4"	No. 1	1/4"	Green
RB122A	1 1/2"	3 1/4"	No. 2	1/4"	Red
RB123A	1 1/2"	3 1/4"	No. 3	1/4"	Black



Screw Starters - Slotted - Nylon

Part No.	Type	Overall Length
NH2	Nylon	2 1/2"
NH6	Nylon	6"
NH9	Nylon	9"



Screw Starters - Phillips

Part No.	Type	Overall Length
P175	Aluminum	5"
P177	Aluminum	7"
P179	Aluminum	9"



Torx® - Precision

Part No.	Blade Length	Overall Length	Tip Size	Shank Size
TXS805	1 1/2"	6 1/2"	T5	5/64"
TXS806	1 1/2"	6 1/2"	T6	5/64"
TXS807	1 1/2"	6 1/2"	T7	3/32"
TXS808	1 1/2"	6 1/2"	T8	3/32"
TXS809	1 1/2"	6 1/2"	T9	1/8"
TXS810	2 3/8"	6 1/2"	T10	1/8"
TXS815	2 3/8"	6 1/2"	T15	1/8"
TXS820	2 3/8"	6 1/2"	T20	5/32"



Torx® - Hex Shank Heavy Duty Comfort Grip

Part No.	Blade Length	Overall Length	Tip Size	Shank Size
TXS608A	4"	8"	T8	3/16"
TXS610A	4"	8"	T10	3/16"
TXS615A	4"	8"	T15	3/16"
TXS620A	4"	8"	T20	1/4"
TXS625A	4"	8"	T25	1/4"
TXS627A	4"	8"	T27	1/4"
TXS630A	4"	8"	T30	1/4"




Pocket Screwdriver with Clip

Part No.	Description	Blade Length	Overall Length
92460	Pocket clip type	3"	5 1/2"



Scratch Awl

Part No.	Description	Blade Length	Overall Length
91425A	Scratch awl	4"	7 3/4"



SCD4
4 Pieces Slotted Round Shank Set

Part No.	Description	Overall Length
03	Slotted	6½"
04	Slotted	8¼"
06	Slotted	10¼"
08	Slotted	12½"

SCD12
12 Pieces Slotted Set

Part No.	Description	Overall Length
04	Slotted	8¼"
06	Slotted	10¼"
08	Slotted	12½"
010	Slotted	14½"
012	Slotted	16¾"
10603	Slotted	6½"
30506	Slotted	9½"
30408	Slotted	11½"
30612	Slotted	15½"
30801A	Slotted Stubby	3½"
127	Screw Starter	5"
92460	Pocket Clip Type	4¾"



SCD104
4 Pieces Slotted Workshop Set

Part No.	Description	Overall Length
10603	Slotted	6½"
10604	Slotted	8¼"
10806	Slotted	97/16"
30606	Slotted	10"



SCD06
6 Pieces Slotted Set

Part No.	Description	Overall Length
04	Slotted	8¼"
06	Slotted	10¼"
08	Slotted	12½"
010	Slotted	14½"
10604	Slotted	8¼"
30801A	Slotted Stubby	3½"



SCD506
6 Pieces Phillips® Set

Part No.	Description	Overall Length
50101A	Phillips® Stubby No. 1	3¼"
50201A	Phillips® Stubby No. 2	3¼"
50103	Phillips® No. 1	6¾"
50204	Phillips® No. 2	8¼"
50306	Phillips® No. 3	10"
50408	Phillips® No. 4	12½"



SCD3A
3 Pieces Square Recess Set

Part No.	Description	Overall Length
RB221	Square Recess No. 1	10¾"
RB222	Square Recess No. 2	10¾"
RB223	Square Recess No. 3	10¾"



5693A
4 Pieces Square Recess Set

Part No.	Description	Overall Length
86510	Square Recess No. 0	7 ³ / ₈ "
86501	Square Recess No. 1	8"
86502	Square Recess No. 2	8"
86503	Square Recess No. 3	8"

SCD6
6 Pieces Assorted Set

Part No.	Description	Overall Length
04	Slotted	8 ¹ / ₄ "
06	Slotted	10 ¹ / ₄ "
50103	Phillips® No. 1	6 ³ / ₄ "
50204	Phillips® No. 2	8 ¹ / ₄ "
RB221	Square Recess No. 1	10 ³ / ₄ "
RB222	Square Recess No. 2	10 ³ / ₄ "



5694A
5 Pieces Square Recess Set

Part No.	Description	Overall Length
RB121A	Square Recess Stubby No. 1	3 ¹ / ₄ "
RB122A	Square Recess Stubby No. 2	3 ¹ / ₄ "
86501	Square Recess No. 1	8 ¹ / ₄ "
86502	Square Recess No. 2	8 ¹ / ₄ "
86503	Square Recess No. 3	8 ¹ / ₄ "



TXS7A
7 Pieces Torx® Set

Part No.	Description	Overall Length
TXS608A	Torx® - T8	8"
TXS610A	Torx® - T10	8"
TXS615A	Torx® - T15	8"
TXS620A	Torx® - T20	8"
TXS625A	Torx® - T25	8"
TXS627A	Torx® - T27	8"
TXS630A	Torx® - T30	8"



SCD7
7 Pieces Assorted Set

Part No.	Description	Overall Length
04	Slotted	8 ¹ / ₄ "
06	Slotted	10 ¹ / ₄ "
08	Slotted	12 ¹ / ₂ "
50103	Phillips® No. 1	6 ³ / ₄ "
50204	Phillips® No. 2	8 ¹ / ₄ "
RB221	Square Recess No. 1	10 ³ / ₄ "
RB222	Square Recess No. 2	10 ³ / ₄ "



87005
5 Pieces Assorted Extra Long Blade Set

Part No.	Description	Overall Length
86521	Square Recess No. 1	20 ⁹ / ₃₂ "
86522	Square Recess No. 2	20 ⁹ / ₃₂ "
86441	Phillips® No. 1	20 ⁹ / ₃₂ "
86442	Phillips® No. 2	22 ⁵ / ₆₄ "
86406	Slotted	22 ⁵ / ₆₄ "



86007
7 Pieces Assorted Screwdriver Set

Part No.	Description	Overall Length
86304	Slotted	8 1/4"
86306	Slotted	10 1/4"
86307	Slotted	11 1/4"
86431	Phillips® No. 1	7 1/4"
86432	Phillips® No. 2	8 1/4"
86501	Square Recess No. 1	8 1/4"
86502	Square Recess No. 2	8 1/4"

Includes molded tray



85908A
8 Pieces Assorted Set

Part No.	Description	Overall Length
03	Slotted	6 1/2"
04	Slotted	8 1/4"
06	Slotted	10 1/4"
08	Slotted	12 1/2"
50103	Phillips No. 1	6 3/4"
50204	Phillips No. 2	8 1/4"
RB221	Square Recess No. 1	10 3/4"
RB222	Square Recess No. 2	10 3/4"

Includes molded tray



86009
9 Pieces Assorted Screwdriver Set

Part No.	Description	Overall Length
86304	Slotted	8 1/4"
86306	Slotted	10 1/4"
86307	Slotted	11 1/4"
86308	Slotted	12 1/4"
86431	Phillips® No. 1	7 1/4"
86432	Phillips® No. 2	8 1/4"
86433	Phillips® No. 3	10 3/8"
86501	Square Recess No. 1	8 1/4"
86502	Square Recess No. 2	8 1/4"

Includes molded tray



86980
8 Pieces Precision Screwdriver Set

Part No.	Description	Overall Length
85800	Phillips No. 00	6 1/2"
85810	Phillips No. 0	6 1/2"
85801	Phillips No. 1	6 1/2"
85820	Slotted	6 1/2"
85825	Slotted	6 1/2"
85830	Slotted	6 1/2"
85835	Slotted	6 1/2"
85840	Slotted	6 1/2"

Includes storage case.



TXS800
8 Pieces Precision Torx® Screwdriver Set

Part No.	Description	Overall Length
TXS805	Torx® - T5	6 1/2"
TXS806	Torx® - T6	6 1/2"
TXS807	Torx® - T7	6 1/2"
TXS808	Torx® - T8	6 1/2"
TXS809	Torx® - T9	6 1/2"
TXS810	Torx® - T10	6 1/2"
TXS815	Torx® - T15	6 1/2"
TXS820	Torx® - T20	6 1/2"

Includes storage case.

86029
32 Pieces Gearless Screwdriver Set

Set includes:
 Slotted #: 3, 4, 5, 6 & 7 Square Recess #: 1, 2 & 3
 Phillips® #: 0, 1, 2 & 3 Pozidriv® #: 1, 2 & 3
 Hex #: 2, 2.5, 3, 4 & 5 2.5" bit holder
 Torx® #: 8, 9, 10, 15, 20, 25, 27, 30, 40

Includes storage case.





Nut Drivers - SAE

6 Point Part No.	Hex Opening	Overall Length	Colour Code
CH06	3/16"	6 5/8"	Black
CH08	1/4"	6 5/8"	Red
CH10	5/16"	6 5/8"	Amber
CH11	11/32"	6 5/8"	Green
CH12	3/8"	6 5/8"	Blue
CH14	7/16"	7"	Brown
CH16	1/2"	7"	Red

*Feature hollow shank blades



Nut Drivers - Metric

6 Point Part No.	Hex Opening	Overall Length	Colour Code
CH05M	5mm	6"	Amber
CH06M	6mm	6"	Amber
CH07M	7mm	6"	Amber
CH08M	8mm	6"	Amber
CH09M	9mm	6"	Amber
CH10M	10mm	6"	Amber
CH11M	11mm	6"	Amber



CHS7MA
7 Pieces Metric Nut Driver Set

Contains: 5, 6, 7, 8, 9, 10, 11mm



CHS7A
7 Pieces SAE Nut Driver Set

Contains: 3/16", 1/4", 5/16", 11/32", 3/8", 7/16", 1/2"

1/4" Shank Magnetic Nutsetters

Part No.	Size	Length
76924	1/4"	1 5/8"
76925	5/16"	1 5/8"
76926	3/8"	1 5/8"
76927	7/16"	1 5/8"
76934	1/4"	2 9/16"
76935	5/16"	2 9/16"
76936	3/8"	2 9/16"
76937	7/16"	2 9/16"



1/4" Shank Universal Magnetic Bit Holders

Part No.	Size	Length
79102A	1/4" Hex	2"
79103A	1/4" Hex	3"
79106A	1/4" Hex	6"



1/4" Shank Deep Non-Magnetic Nutsetters

Part No.	Size	Length
76954	1/4"	3"
76955	5/16"	3"
76956	3/8"	3"
76957	7/16"	3"
76958	1/2"	3"



1/4" Shank Magnetic Bit Holders With Quick Release

Part No.	Size	Length
79202	1/4" Hex	2"
79203	1/4" Hex	3"



Magnetic Bit Holder

Part No.	Hex	Length
BH10014	1/4"	8"

1/4" Hex Shank



SLOTTED	Size	Overall Length		
		1"	1 15/16"	3"
.032 # 4	76114A	76124A	76134A	
.036 # 5	76115A	76125A	76135A	
.040 # 6	76116A	76126A	76136A	
.046 # 8	76118A	76128A	76138A	
.050 # 10	76119	76129	76139A	
.050 # 10	76110A	76120A		

SQUARE RECESS	Square Size	Overall Length			
		1"	1 15/16"	2 3/4"	4"
# 0	76210A	76220A			
# 1	76211A	76221A	76231A	76241A	76261A
# 2	76212A	76222A	76232A	76242A	76262A
# 3	76213A	76223A	76233A	76243A	76263A

PHILLIPS®	Size	Overall Length			
		1"	1 15/16"	2 3/4"	4"
# 1	76311A	76321A	76331A	76341A	76361A
# 2	76312A	76322A	76332A	76342A	76362A
# 3	76313A	76323A	76333A	76343A	76363A
# 1 Reduced	76391A				
# 2 Reduced	76392A				
# 1 ACR		76421			
# 2 ACR	76412	76422			
# 3 ACR		76423			

POZIDRIV®	Square Size	Overall Length		
		1"	1 15/16"	2 3/4"
#1	76511A			
#2	76512A			
#3	76513A			

TORX®	Size	Overall Length		Overall Length
		1"	1 15/16"	
T6	77106A		77206A	
T7	77107A		77207A	78107
T8	77108A		77208A	78108
T9	77109A		77209A	78109
T10	77110A		77210A	78110
T15	77115A		77215A	78115
T20	77120A		77220A	78120
T25	77125A		77225A	78125
T27	77127A		77227A	78127
T30	77130A	*77330	77230A	78130
T40	77140A	*77340		78140
T45		*77345A		
T50		*77350A		
T55		*77355A		
T60		*TX660-BIT		

* Have a 15/16" shank.

HEX	SAE Size	Overall Length	Metric Size	Overall Length
	0.050	76610A	2 mm	76712A
	1/16	76612A	2.5 mm	76712.5A
	3/32	76613A	3 mm	76713A
	7/64	76613.5A	4 mm	76714A
	1/8	76614A	5 mm	76715A
	9/64	76614.5A	6 mm	76716A
	5/32	76615A	7 mm	76717A
	3/16	76616A	8 mm	76718A
	7/32	76617A		



Torx® Tamper Resistant



88036 36 Pieces Colour Insert Bit Set With Metal Case

Set includes:
 Hex: 1/8", 3/16", 5/32", 7/32", 9/64", 2mm, 3mm, 4mm, 5mm, 6mm
 Phillips® #: 1 (3), 2 (5), 3 (2)
 Square recess #: 0 (1), 1 (2), 2 (5), 3 (2)
 Slotted #: 4, 5, 6, 8, 10
 Magnetic bit holder with forward quick release
 Includes metal case.



86029 32 Pieces Gearless Screwdriver Set

Set includes:
 Slotted #: 3, 4, 5, 6 & 7
 Square Recess #: 1, 2 & 3
 Phillips® #: 0, 1, 2 & 3
 Pozidriv® #: 1, 2 & 3
 Hex #: 2, 2.5, 3, 4 & 5
 2.5" bit holder
 Torx® #: 8, 9, 10, 15, 20, 25, 27, 30, 40
 Includes storage case.



IMD307KA 8 Pieces 1/2" Dr. SAE Impact Hex Bit Insert Sets

Part No.	Description	Overall Length
78320	5/16" hex bit	1 5/8"
78324	3/8" hex bit	1 5/8"
78328	7/16" hex bit	1 5/8"
78332	1/2" hex bit	1 5/8"
78336	9/16" hex bit	1 5/8"
78340	5/8" hex bit	1 5/8"
78348	3/4" hex bit	1 5/8"
IMD407	1/2" drive (7/16" hex) impact driver socket	
69108	1/8" short hex key	



IMD308KM 9 Pieces 1/2" Dr. Metric Impact Hex Bit Insert Sets

Part No.	Description	Overall Length
79608	8 mm hex bit	41.5mm
79610	10 mm hex bit	41.5mm
79612	12 mm hex bit	41.5mm
79613	13 mm hex bit	41.5mm
79614	14 mm hex bit	41.5mm
79615	15 mm hex bit	41.5mm
79617	17 mm hex bit	41.5mm
79619	19 mm hex bit	41.5mm
IMD407	1/2" drive (7/16" hex) impact driver socket	
69108	1/8" short hex key	

FEATURES
 • Quickly and easily change between sizes.
 • Black industrial finish.
 • Small and compact set.



FEATURES & BENEFITS

- Professional industrial grade quality.
- Large assortment of pliers including side cutting, slip joint, locking, cutting and retaining ring designed for the demands of the professional user.
- Cutting pliers are designed to make quick and comfortable cuts in a variety of materials.
- Retaining ring pliers offer easy and reliable installation and removal of retaining rings.
- Wire strippers/crimpers make working with wires easy and hassle free. The stay sharp edges ensure a clean cut every time.
- Pliers and cutters are drop forged & specially heat treated offering maximum tool life.

Cutting Pliers	220
Mini Cutting Pliers	223
Slip Joint Pliers	224
Snips & Cutters	225
Bolt Cutters	227
Specialty & Automotive Pliers	227
Wire Strippers, Cutters & Crimpers	229
Retaining Ring Pliers	232



Spring loaded

Side Cutting - Flush Cut (for plastic) - Vinyl Grips

Part No.	Overall Length	Jaw Length	Weight lbs.
B206	6"	3/4"	0.30
B207	7 1/2"	1"	0.50



Side Cutting - Heavy Duty - Vinyl Grips

Part No.	Overall Length	Jaw Length	Weight lbs.
B245B	5 3/4"	3/4"	0.320
B246B	7"	3/4"	0.496
B247B	8"	3/4"	0.551
B249	10"	1"	0.84



Needle Nose Straight Cutter - Vinyl Grips

Part No.	Overall Length	Jaw Length	Weight lbs.
B230B	5 3/4"	1 1/2"	0.242
B231B	6 1/4"	2"	0.276
B232B	8"	2 3/4"	0.364



End Cutting - Vinyl Grips

Part No.	Overall Length	Jaw Length	Weight lbs.
B255B	6 1/4"	1/4"	0.408
B258B	8"	3/8"	0.793



Side Cutting - Diamond Slim Nose - Vinyl Grips

Part No.	Overall Length	Jaw Length	Weight lbs.
B240B	5 1/4"	3/4"	0.331
B241B	6 1/2"	7/8"	0.419
B243B	7 1/2"	1"	0.529



Needle Nose Long Slim - Vinyl Grips


Part No.	Overall Length	Jaw Length	Tip Thickness	Weight lbs.
B281A	6"	2 1/8"	1/8"	0.13

Slim body design and needle nose slips into tight spaces to let you get a grip on small-gauge wire for bending, looping and twisting.



End Cutting - Vinyl Grips Long Reach

Part No.	Overall Length	Jaw Length	Weight lbs.
B253	10"	1"	0.981




Lineman's Combination with Cutter - Vinyl Grips

Part No.	Overall Length	Jaw Length	Weight lbs.
B210B	6 1/4"	1"	0.408
B212B	7"	1 1/4"	0.496
B214B	8"	1 3/8"	0.628
B218B	9"	1 5/8"	0.782

Needle Nose 45° Curved with Cutter - Vinyl Grips

Part No.	Overall Length	Jaw Length	Weight lbs.
B238B	6 1/4"	2"	0.276
B239B	7 7/8"	2 3/4"	0.364



Crimping Pliers - Vinyl Grips

Part No.	Overall Length	Jaw Length	AWG	Weight lbs.
B260B	5 3/4"	3/4"	25-15	0.287
B261B	7"	1 3/8"	25-5	0.551

Ideal for crimping terminals and connectors for stranded cables with vinyl or rubber insulation.



Long Reach Heavy Duty Pliers

Part No.	Description	Overall Length
82001	30° offset diagonal cutter	11"
82002	Straight, 2" serrated jaw, needle nose	11 1/2"
82003	Bent, 2" serrated jaw, needle nose	11 1/2"



B4PLS
4 Pieces General Maintenance Pliers Set

Contains: B6A, B210B, B245B, B231B



B5PLS
5 Pieces Pliers Master Set

Contains: B8A, B45-10A, B214B, B246B, B232B



83303
3 Pieces High Leverage Plier Set

Contains: 82004, 82005, 82006
Includes Vinyl Zipper Carrying Case



Slim Nose Cutters - Vinyl Grips

Part No.	Overall Length	Jaw Length	Cut	Head Style
B291A	4 1/4"	1/2"	Semi-Flush	Tapered

Normal cutter, very slim tapered jaws, for cutting soft and steel wire.



81303
3 Pieces Long Reach Heavy Duty Plier Set

Contains: 82001, 82002, 82003



Lineman's High Leverage with Comfort Grip

Part No.	Overall Length	Jaw Length
82004	8 1/2"	1 1/4"



Round Nose Cutters - Vinyl Grips

Part No.	Overall Length	Jaw Length	Cut	Head Style
B285A	4 1/4"	1/2"	True-Flush	Oval

Standard jaws for cutting steel and soft wire.



End Cutting Nippers - Vinyl Grips

Part No.	Overall Length	Jaw Length	Cut	Head Style
B292A	4"	1/4"	Flush	Rounded

With flush cutter only for soft wire applications.



Side Cutting High Leverage with Comfort Grip

Part No.	Overall Length	Jaw Length
82005	7 1/2"	1 1/2"



Needle Nose High Leverage with Comfort Grip

Part No.	Overall Length	Jaw Length
82006	9"	2"



Flat Nose - Vinyl Grips

Part No.	Overall Length	Jaw Length	Tip Thickness	Tip Width	Head Style
B274A	4 1/2"	1 1/16"	5/64"	9/64"	Flat



Flat Nose/Duck Bill - Vinyl Grips

Part No.	Overall Length	Description	Jaw Length
B295A	8"	Duck Bill	1 3/8"
B224A	6 1/2"	Flat Nose	2"



Slip Joint - Vinyl Grips

Part No.	Overall Length	Jaw Length	Capacity
B6A	6 1/2"	1/4"	1"
B8A	8"	1/2"	1 1/4"
B10A	10"	3/4"	1 1/2"



Tongue & Groove Slip Joint - Vinyl Grips

Part No.	Overall Length	Jaw Length	Capacity
B45-7A	7 3/4"	1"	3/4"
B45-10A	10 1/4"	1 1/4"	1 1/2"
B45-12A	12 1/2"	1 1/2"	2 5/8"
B45-16A	16 1/2"	2"	4 1/4"
B45-20	20"	3"	5 1/2"



Water Pump - Vinyl Grips

Part No.	Overall Length	Jaw Length	Capacity
258A	10 1/4"	1 1/2"	2 1/8"



Ignition Slip Joint - Vinyl Grips

Part No.	Overall Length	Jaw Length	Capacity
518A	5"	1/2"	3/4"

No. 1013S
3 Pieces Aviation Snips - Colour Coded Vinyl Grips

Part No.	Overall Length	Cut	Cuts	Grip Colour
101S	9 3/4"	1 1/2"	Straight	Yellow
101L	9 3/4"	1 3/8"	Left	Red
101R	9 3/4"	1 3/8"	Right	Green

Carded



Offset Aviation Snips - Colour Coded Vinyl Grips

Part No.	Overall Length	Cut	Cuts	Grip Colour
110	9 3/4"	1 1/2"	Right & Straight	Green
111	9 3/4"	1 1/2"	Left & Straight	Red



Aviation Snip - Notching Shear with Vinyl Hand-guard Grips

Part No.	Overall Length	Cut	Cuts	Grip Colour
102	9"	7/8"	Straight	Yellow



Offset Longcut Snip

Part No.	Overall Length	Cut	Cuts	Grip Colour
111L	10 1/2"	2 3/8"	Straight	Red



Long Nose Aviation Snip With Vinyl Grips

Part No.	Overall Length	Cut	Cutting Capacity
84201A	11 1/2"	3"	20 ga. Cold Rolled Steel 24 ga. Stainless Steel



Straight Pattern - Bulldog with Vinyl Grips

Part No.	Overall Length	Cut
S416A	16"	2 1/2"



Lightweight Magnesium Snip

Part No.	Cut	Cutting Capacity	Overall Length	Replacement Blade Kit
81200	3 1/2"	22 ga. Cold Rolled 26 ga. Stainless Steel	13"	81201



Straight Pattern with Vinyl Grips

Part No.	Overall Length	Cut
S47A	7"	1 1/2"
S410A	10"	2 1/4"
S412A	12 1/2"	3"



Combination Circle Pattern - Duckbill

Part No.	Overall Length	Cut
77DA	7"	1 3/4"
107DA	10"	2 1/2"
127DA	12 1/2"	3"



Cable Cutter with Vinyl Grips

Part No.	Description	Overall Length
B204A	For cutting battery cables and other soft metal cables. Cuts 4/0 aluminum and up to 4/0 soft copper.	9 1/2"



Light Metal Wire-cutting Shears

Part No.	Overall Length	Cut
B49	6 1/2"	1 1/4"



Heavy Duty Bolt Cutters with Forged Handle

Part No.	Overall Length	Cutting Capacity		Replacement Cutters
		Medium RC31	Hard RC48	
BC114	14"	9/32"	7/32"	BC114-CUT
BC118	18"	5/16"	1/4"	BC118-CUT
BC124	24"	3/8"	5/16"	BC124-CUT
BC130	30"	1/2"	3/8"	BC130-CUT
BC136	36"	5/8"	15/32"	BC136-CUT

FEATURES

- Heavy duty drop forged handles.
- Drop forged jaws, machined to precise specifications.
- Compound action providing higher leverage and less effort to cut.
- Dual adjustments realigns cutting edges accurately.



Bolt Cutters

Part No.	Overall Length	Cutting Capacity		Replacement Cutters
		Soft RC15	Medium RC31	
68814	14"	9/32"	7/32"	68814-CUT
68818	18"	5/16"	1/4"	68818-CUT
68824	24"	3/8"	5/16"	68824-CUT
68830	30"	1/2"	3/8"	68830-CUT
68836	36"	11/16"	7/16"	68836-CUT

FEATURES

- All steel tubular handles with rubber grips.
- Drop forged alloy tool steel jaws with precision ground cutting edges for maximum wear resistance.
- Toggle joint transforms 50 pounds of hand pressure to 4,000 pounds of pressure on cutting edges of jaws.
- Screw-type adjustment realigns cutting edges.



Fencing Plier and Staple Puller w/Vinyl Grips

Part No.	Description	Overall Length
B200	One side of the dual-function head has a corrugated hammer for driving staples, the other has a sharp point for pulling staples.	11"



Hand Seamer

Part No.	Overall Length	Jam Width	Throat Depth
535	7 3/4"	3 1/2"	1"

Heavy Duty Rivet Gun

Part No.	Overall Length	Weight, lbs.
B200R	10"	1 1/4

FEATURES

- Precision design and manufacturing prevents pin rotation, which can cause elongation of the engaging holes and premature tool failure.
- Includes four mounted nosepieces: (3/32", 1/8", 5/32" and 3/16") and service wrench.
- Sets up to 3/16" stainless steel rivets.



Riveting Capacity			
◆◆◆	◆◆	◆◆	◆◆
2.4mm	3.0mm	4.0mm	4.8mm
3/32"	3.2mm	5/32"	5.0mm
	1/8"		3/16"
◆ Aluminum	● Steel	■ Stainless Steel	



Hose Pinch Off Tool with Vinyl Grips

Part No.	Description	Overall Length
89855	Squeeze shut non-wire reinforced hose up to 1 1/4" O.D. Once you clamp them onto the hose their automatic locking ratchet holds jaws in place. 2 1/2" jaws swivel for parallel clamping and positive shutoff.	9 1/4"
89856	Same as above with 2 1/2" O.D. capacity.	14"



Insulated Spark Plug Boot Plier w/Vinyl Grips

Part No.	Description	Overall Length
89824	45° offset jaws. Vinyl coated jaws and handles assure gripping ability. For use on automotive type ignition systems.	9 1/2"



Wire Cutter/Stripper

Part No.	Description	Overall Length
B120	Wire-Cutter Stripper with Lock AWG 20, 18, 16, 14, 12, 10. .8, 1.0, 1.3, 1.6, 2.0, 2.6 mm	6"



Brake Spring Plier - Cadmium Plated

Part No.	Description	Overall Length
525	Curved jaw clears edge of break shoe, bringing it into close alignment with center line of spring. Thin hooked jaw slips easily under spring. Bendix socket on one handle fits over anchor pin and lug and lifts off anchor springs. Other handle has shovel for replacing anchor pin springs.	13"

Federal Spec. U.S. GGG-P-00474



Angle Nose Battery Pliers with Vinyl Grips

Part No.	Description	Overall Length
522A	Jaws offset 30° for better leverage. Rounded nose protects battery from damage.	7 1/2"



Wire Cutter/Stripper

Part No.	Description	Overall Length
B140	Stripper-Cutter No. 16, 18, 20, 22, 24, 26 AWG .40, .50, .65, .80, 1.0, 1.3 mm	6"




Wire Cutter/Stripper

Part No.	Description	Overall Length
B141	Stripper-Cutter No. 22, 24, 26, 28, 30 AWG .25, .32, .40, .50, .65 mm	6"



Mobea Heater Hose Clamp Plier

Part No.	Description	Overall Length
860	Removes or replaces all spring wire hose clamps. Deep slotted jaws swivel 180° and lock in 3 different positions. For new style hose clamps found on GM, Ford, VW, BMW, Toyota, Volvo and Audi.	9"



Corbin Heater Hose Clamp Plier

Part No.	Description	Overall Length
875	Removes or replaces all spring wire hose clamps. Deep slotted jaws swivel 180° and lock in 3 different positions.	9"




Electrical/Electronic 5-in-1 Tool

Part No.	Description	Overall Length
B121	Stripper, Crimper, Bolt Cutter 8 1/4" Strips: 22-20/18/16/14/12/10 AWG Crimps: Insulated and Non-Insulated: 22-14, 12-10 AWG Non-Insulated Auto 7 and 8 mm Bolt Cutter: 4-40/6-32/8-32/10-32/10-24 inches	9 1/2"




Stripper/Crimping Tool

Part No.	Description	Overall Length
B122	Stripper, Crimper, Bolt Cutter Strips: 20/18/16/14/12/10 AWG .8/1.0/1.3/1.6/2.0/2.6mm Crimps: Insulated and Non-Insulated: 22-14, 12-10 AWG Non-Insulated Auto 7 and 8 mm Bolt Cutter: 6-32/8-32/10-32/inches 3.5/4.0 /5.0 mm	9 1/2"




Stripper/Cutter

Part No.	Description	Overall Length
B123	Stripper, Crimper, Bolt Cutter Strips: 22-20/18/16/14/12/10 AWG Crimps: Insulated and Non-Insulated: 22-14, 12-10 AWG Non-Insulated Auto 7 and 8 mm Bolt Cutter: 4-40/6-32/8-32/10-32/10-24 inches	8 1/2"



Stripper/Cutter

Part No.	Description	Overall Length
B124	Stripper, Crimper, Bolt Cutter Strips: 16/14/12 AWG Crimps: Insulated: 22-14, 12-10 AWG Non-Insulated: Auto 7 and 8 mm Bolt Cutter: 4-40/6-32/8-32/10-32/10-24 inches	7 3/4"




Heavy Duty Multi-purpose Plier

Part No.	Description	Overall Length
B125	Stripper, Crimper Strips: 18/16/14/12/10 AWG Crimps: Insulated: 18/16/14/12/10 AWG Non-Insulated: Auto 7 and 8 mm Automotive Ignition, Distributor, Spark Plug Terminals	9 3/4"



Romex® Plier Stripper/Cutter

Part No.	Description	Overall Length
B177	Stripper-Cutter for NM-B cable and AWG conductor wire.	7 3/4"



Coax Cable Plier

Part No.	Description	Overall Length
B153	Stripper, Crimper & Cutter for RG6 and RG59 coax cable. Curved cutting blade cuts cleanly and easily with 25% less effort.	8 1/2"



Stripper/Cutter Plier

Part No.	Description	Overall Length
B155	Stripper & Cutter 10-18 Solid 12-20 Stranded Cuts 6-32 and 8-32 bolts Locks protecting cutting and stripping edges when stored. Ergonomic handle design	7 1/4"



"V" Stripper/Cutter with Cushion Grips

Part No.	Description	Overall Length
B142	Strip and Cut: solid and stranded wire sizes, 20-10 (AWG) Track adjustment for setting strip size	5"



"V" Standard Stripper/Cutter with Cushion Grips

Part No.	Description	Overall Length
B143	Strip and Cut: solid and stranded wire sizes, 20-10 (AWG) Track adjustment for setting strip size Automatic return spring Slide lock	5"



Reversible Wire Twister Plier with Cutters

Part No.	Description
82606A	6" Wire Twister - Three tools in one: Cutter, Wire Twister and Pliers
82609A	9" Automatic Wire Twister For use on aircraft engines, vacuum pumps, hydraulic pumps, etc



Replacement Safety Wire

Part No.	Description
82632	One pound dispenser of .032" diameter safety wire (366 ft. - Stainless) with belt loop holder.

B111 12 Pieces Retaining Ring Plier Set - Convertible Internal/External - Fixed Tip

Contains:
B106, B126, B136, B107, B127,
B137, B108, B128, B138, B109,
B129, B139
Includes Plastic Case

- Features
- Professional industrial quality.
 - Converts from internal to external or vice versa, when pivot switch is moved to adjacent tapped hole.
 - Fixed tips are precision formed and hardened for accurate fit and long wear.
 - Large cushioned grips.
 - Meets ergonomic criteria.
 - Engineered to reduce fatigue.



Convertible Fixed Tip - Internal/External

Part No.	Overall Length	Tip Angle	Tip Dia.	Shaft Dia.	Bore Dia.	RETAINING RING SERIES			
						Anderton	Industrial	Truarc	Dash No.
B106	6"	0°	.038	.250 - .672"	—	1400,1401	3100, 3101	5100,5101	-25 thru -66
B126	6"	45°	.038	.500 - .781" .125 - .250"	—	1408 1440	4100 7100	5108 5555	-50 thru -78 -12 thru -56
B136	6"	90°	.038	— —	.375 - .562" .750 - 1.00"	N1300 1308	3000 4000	N5000 4000	-37 thru -56 -75 thru -100
B107	6"	0°	.047	.687 - .875" .812 - 1.00" .312, .375"	— — —	1400,1401 1408 1440	3100, 3101 4100 7100	5100,5101 5108 5555	-68 thru -87 -81 thru -100 .31, -37
B127	6"	45°	.047	— —	.625 - 1.023" 1.00 - 1.023"	N1300,N1301 N1302	3000, 3001 —	N5000,N5001 N5002	-62 thru -102 -100 thru -102
B137	6"	90°	.047	—	1.06 - 1.375"	N1308	4000	5008	-106 thru -137
B108	7 1/4"	0°	.070	.938 - 1.438" 1.00 - 1.438" 1.062 - 2.00"	— — —	1400,1401 — 1408	3100, 3101 — 4100	5100,5101 5102 5108	-93 thru -143 — -106 thru -200
B128	7 1/4"	45°	.070	.438 - .750" 1.062 - 2.00"	— —	1440 1408	7100 4100	5555 5108	-43 thru -75 -106 thru -20
B138	7 1/4"	90°	.070	— —	1.062 - 1.75" 1.438 - 2.00"	N1300,N1301 N1302 N1308	3000,3001 — 4000	N5000,N5001 N5002 5008	-106 thru -175 -143 thru -200
B109	9 1/4"	0°	.090	1.50 - 3.50" 1.50 - 1.75"	— —	1400 1401	3100 3101	5100,5102 5101	-150 thru -350 -150 thru -175
B129	9 1/4"	45°	.090	2.156 - 3.25"	—	1408	4100	5108	-215 thru -325
B139	9 1/4"	90°	.090	2.156 - 3.25" —	1.1812 - 3.00" 2.062 - 3.00"	N1300,N1302 N1308	3000 4000	N5000,N5002 5008	-181 thru -300 -206 thru -300

Federal Spec. U.S. GGG-P-480E ANSI B107.19

83306 6 Pieces Convertible Retaining Ring Plier Set


Set Contains:
B116C, B117C, B118C, B136C, B137C, B138C
Includes Plastic Case



Convertible Retaining Ring Pliers

Part No.	Overall Length	Tip Angle	Tip Sizes	Shaft/Bore Diameter
B116C	6"	18°	.038"	1/8" - 1/4"
B117C	6"	18°	.047"	5/16" - 3/8"
B118C	7 1/2"	18°	.070"	1 1/16" - 2"
B136C	6"	90°	.038"	1/8" - 1/4"
B137C	6"	90°	.047"	5/16" - 3/8"
B138C	7"	90°	.070"	1 1/16" - 2"

- Features:
- Converts from internal to external or vice versa in seconds.
 - Fixed tips are precision formed and hardened for accurate fit and long wear.
 - Large cushion grips.
 - Pliers are spring loaded to reduce fatigue.
 - Quick adjustment knob allows user to switch from internal. to external without removing or tightening screws.



Internal & External Convertible Snap Ring Pliers

Part No.	Overall Length	Shaft/Bore Diameter	Tip Angle	Tip Sizes
82406A	6"	1/8" - 1"	Straight 90°	.024", .038", .047 .038", .047"

Replacement tip kit no. 82706

Part No.	Overall Length	Shaft/Bore Diameter	Tip Angle	Tip Sizes
82408A	8"	1/4" - 2"	Straight 90°	.038", .047" .070" .038", .047"

Replacement tip kit no. 82708



Fixed Tip Industrial with Vinyl Grips

Part No.	Overall Length	Type	Tip Angle	Tip Sizes	Bore Dia.
B106I	5 1/2"	Internal	Straight	.038"	.375 - 1.023"
B126I	5 1/2"	Internal	45°	.038"	.750 - 1.375"
B108I	6 1/2"	Internal	Straight	.070"	1.062 - 1.750" 1.437 - 2"
B109I	9"	Internal	Straight	.090"	1.812 - 3.5"



Fixed Tip Industrial with Vinyl Grips

Part No.	Overall Length	Type	Tip Angle	Tip Sizes	Bore Dia.
B106E	6 1/4"	External	Straight	.038"	.125 - 1"
B136E	6"	External	90°	.038"	.125 - 1"
B108E	7"	External	Straight	.070"	.312 - 2"



Heavy Duty Industrial with Vinyl Grips

Part No.	Overall Length	Type
B114	8 1/4"	Fixed Horseshoe-shaped Tips For all standard applications



Heavy Duty Industrial with Vinyl Grips


Part No.	Overall Length	Type
B115	8 1/4"	Fixed Straight Tips For use where large rings have close tolerances

83903

3 Piece Internal & External Snap Ring Plier Set

Set consists of: 83406, 83408, 83410
Includes Plastic Case

Part No.	Overall Length	Shaft/Bore Dia.	Tip Angle	Tip Sizes	Replacement Tip Kit No.
83406	6"	Internal: 1/4" - 1" External: 1/8" - 1"	Straight 90°	.023", .036", .047" (.6mm, .9mm, 1.2mm) .036", .047" (.9mm, 1.2mm)	82706
83408	8"	Internal: 3/8" - 2" External: 1/4" - 2"	Straight 90°	.036", .047", .070" (.9mm, 1.2mm, 1.8mm) .036", .047" (.9mm, 1.2mm)	82708
83410	10"	Internal: 1 13/16" - 4" External: 1 1/2" - 4"	15° 90°	.090", .108", .120" (2.3mm, 2.7mm, 3.0mm) .090", .108", .120" (2.3mm, 2.7mm, 3.0mm)	82710



B110

2 Pieces Heavy Duty Retaining Ring Pliers Set Internal/External w/Interchangeable Tips

Set consists of: 2 Pliers: B112, B113, & 2 tip sets B116, B117
Includes Plastic Case





Tip Kits for Heavy Duty Retaining Ring Pliers

Tip kit Part No.	Tip Angle (1 pair of each)	Tips Size	For Plier Part No.
B116	Straight, 15°, 45°, 90°	.108"	B112/B113
B117	Straight, 15°, 45°, 90°	.120"	B112/B113
B118	15°, 45°, 45°, 90°	.108" .120"	B112/B113



Heavy Duty Internal & External Retaining Ring Pliers with Spring Ratchet Lock Assembly

Part No.	Overall Length	Shaft/Bore Diameter
B112	Internal 9 1/2"	27/16" - 4"
B113	External 9 1/2"	1 1/2" - 3 11/32"

Note: Tips not included. See above.



Heavy Duty Retaining Ring Pliers with Straight Tips

Part No.	OAL	Type	Tip Size	Replacement Tips
82515	16"	Internal Large Straight	.120"	82416
82516	16"	External Large Straight	.120"	82416

Range capacity 3 1/2" to 6 1/2" tips included.



Heavy Duty Retaining Ring Pliers with Straight Tips

Part No.	OAL	Type	Tip Size	Replacement Tips
82519	19"	External Extra Large Straight	.170"	82419

Range capacity 6 1/2" to 10 1/2" tips included.



Heavy Duty Retaining Ring Pliers with Straight Tips

Part No.	OAL	Type	Tip Size	Replacement Tips
82529	29"	Internal Extra Large Straight	.150"	82429

Range capacity 6 1/2" to 10 1/2" tips included.



B103
3 Pieces Internal and External Retaining Ring Plier Set with Replaceable Tips

Contains: B100, B101, B104
Includes Plastic Case



82987
Internal-External Retaining Ring Tool for Extra Large Retaining Rings

Range	Tip Angle	Tips Size (1 pair of each)	Tip Kit No.
Internal 3 1/2" - 7"	20°	.120", .150", .180"	82720
External 3 1/2" - 7"	90°	.120", .150", .180"	82790

Custom Molded Plastic Case

Features


- 12 point broached jaw holes for positive tip control and accurate tip alignment.
- Dependable solid jaws.
- Precision joint pivot.
- Automatic lock.



Internal and External Retaining Ring Pliers with Replaceable Tips

Part No.	Overall Length	Shaft/Bore Diameter
B100	External 7 1/2"	1/4" - 2"
B101	Internal 7 1/2"	3/8" - 2"

Note: Both B100 and B101 come with 4 pairs of tips.



Tip Kits for Retaining Ring Pliers

Tip Kit	Tip Angle	Tip Sizes	Colour
B104	STRAIGHT	0.047	Silver
		0.070	Gold
	90 degree	0.039	Black
		0.047	Silver



Grip-on

The New Standard In Locking Tools



Epoxy resin coating is 10 times more corrosion resistant than nickel and provides superior resistance to welding spatter.

Locking nut eliminates the need for constant readjustment during repetitive applications.

Piano wire spring ensures superior tool life and reliable opening and closing of tool.

Improved design reduces the gap between lever and handle protecting the spring from accidental damage.

No pinch easy release lever eliminates painful accidental pinching of hands and fingers
Drop Forged Jaws ensure long term durability.

All locking tools are 100% made in Spain.

Grip-on	Ordinary Locking Pliers
No Pinch Release Lever	Ordinary Release Lever
Epoxy Resin Coating	Nickel Finish
Locking Nut	-
Piano Wire Spring	Ordinary Steel Spring
Top Jaw Connected by 2 Rivets	-
Made in Spain	Made in China

Grip-on. The New Standard in Locking Tools

Grip-on manufactures the widest and most modern range of locking tools worldwide to meet the growing demands of automotive, maintenance and general welding professionals. Here are some reasons why the Grip-on pliers are a superior alternative to ordinary locking pliers:

- A specialist in locking tools. Grip-on focuses all its resources on offering a superior quality product, a more complete assortment, a variety of styles, and exceptional post sale service.
- A dedication to locking tool innovation. Grip-on offers some unique and innovative products designed to increase efficiency and user comfort such as Ergo-Grip, Micro-Grip (the world's smallest locking tools) and Groovy Grip.
- An obsession with quality. All Grip-on locking tools are manufactured in Spain from the finest raw materials, a decentralized production system in mini-factories and 100% quality control.
- A leader. Grip-on is Europe's largest and most trusted manufacturer of locking tools that continually raises the bar in terms of quality and design.

Locking Pliers 240

Locking Clamps. 241

Locking Pipe Cutters 243

Specialty Locking Tools. 244

Accessories 245



Locking Pliers - Curved Jaws

Part No.	Overall Length	Weight lbs.	Max. Jaw Opening
111-05	5"	0.40	1 1/8"
111-07	7"	0.82	1 7/8"
111-10	10"	1.32	2 7/16"
111-12	12"	1.96	2 15/16"

The narrow, large opening curved jaws provide a firm grip on all round shapes.



Locking Pliers - Curved Jaws with Wire Cutter

Part No.	Overall Length	Weight lbs.	Max. Jaw Opening
121-05	5"	0.40	1 1/8"
121-07F	7"	0.82	1 7/8"
121-10F	10"	1.32	2 7/16"
121-12	12"	1.96	2 15/16"

The functionality of regular curved jaws with added convenience of a wire cutter.



Locking Pliers - Straight Jaws

Part No.	Overall Length	Weight lbs.	Max. Jaw Opening
112-05	5"	0.42	1 1/8"
112-07	7"	0.86	1 7/8"
112-10	10"	1.39	2 7/16"
112-12	12"	2.01	2 15/16"

Straight jaws provide firm grip on all flat shapes.



Locking Pliers - Omnium Grip

Part No.	Overall Length	Weight lbs.	Max. Jaw Opening
131-07	7"	0.90	1 9/16"
131-10	10"	1.39	2 5/16"
131-12	12"	1.50	2 5/16"

The versatile jaw configuration provide secure gripping on round, flat and large objects.



Locking Pliers - Groovy Grip

Part No.	Overall Length	Weight lbs.	Max. Jaw Opening
122-07	7"	0.82	1 1/8"
122-10	10"	1.30	1 11/16"
122-12	12"	1.79	2 15/16"

Broad surface of both jaws clamps flat workpieces with maximum contact. Convex jaws clear small obstacles.

Locking Pliers-Parallel Jaws

Part No.	Overall Length	Weight lbs.	Max. Jaw Opening
123-10	10"	1.32	1 11/16"

The knurled swivel pad on mobile jaw provides firm grip and allows parallel clamping even on tapered work pieces.



Locking Pliers-Long Nose

Part No.	Overall Length	Weight lbs.	Max. Jaw Opening
127F06	6"	0.42	2 1/8"
127F10	10"	0.88	2 3/4"
127-12	12"	1.06	5 1/16"

Long slim jaw design is helpful when holding, placing or extracting pieces in recessed spaces.



Locking Pliers-Bent Long Nose

Part No.	Overall Length	Weight lbs.	Max. Jaw Opening
127B06	6"	0.42	2 1/8"
127B10	10"	0.88	2 3/4"
127B12	12"	1.01	5 1/16"

Ergonomic 35° tip allows greater access into difficult to reach areas.



Locking C-Clamps

Part No.	Overall Length	Weight lbs.	Max. Jaw Opening
124-06	6"	0.53	2 5/16"
124-12	12"	1.96	3 15/16"
124-18	18"	2.87	10 3/16"

Wide jaw profile provides great versatility in clamping large objects.



Locking Aluminium Alloy C-Clamp

Part No.	Overall Length	Weight lbs.	Max. Jaw Opening
144-12	12"	1.48	3 1/2"

Aircraft aluminium alloy jaws provide greater comfort and easier handling for the intensive user.



Locking C-Clamp with Swivel Pads

Part No.	Overall Length	Weight lbs.	Max. Jaw Opening
224-06	6"	0.60	1 ¹⁵ / ₁₆ "
224-12	12"	2.16	3 ¹ / ₈ "
224-14	14"	2.71	4 ⁷ / ₈ "
224-18	18"	3.22	9 ⁷ / ₁₆ "

Two knurled swivel pads allow non-slip parallel clamping on tapered surfaces without any damage to the piece.



Locking C-Clamp with Self Leveling Jaw

Part No.	Overall Length	Weight lbs.	Max. Jaw Opening
233-10	10"	1.41	1 ¹¹ / ₁₆ "
233-12	12"	1.74	3 ¹⁵ / ₁₆ "

Two knurled swivel pads allow full contact of tips for firm, non-slip grip even on tapered surfaces. Narrow jaw profile fits in areas where regular C-clamps cannot.



Locking Hose Clamp

Part No.	Overall Length	Weight lbs.	Max. Jaw Opening
139-10	10"	0.84	1 ¹ / ₈ "

Long rounded jaws allows instant pinch-off of hoses without serration.



Plugweld Locking Pliers

Part No.	Overall Length	Weight lbs.	Max. Jaw Opening
137-09	9"	1.12	1 ⁹ / ₁₆ "

Copper alloy knurled swivel pad prevents burn through when plug welding thin sheet metal. U-shaped mobile jaw provides even pressure around.



Locking U-Clamps

Part No.	Overall Length	Weight lbs.	Max. Jaw Opening
125-09	9"	1.52	2 ¹⁵ / ₁₆ "
125-12	12"	2.12	3 ¹ / ₂ "

U-Shaped jaw profile permits the clamping of adjacent joints while offering full accessibility when welding.



Locking Pipe Clamp

Part No.	Overall Length	Weight lbs.	Max. Jaw Opening
126-12	12"	2.12	Ø90mm

The jaw profile allows secure clamping of two adjacent rounded sections and ensures perfect accessibility when welding.



Locking Long Reach Clamp

Part No.	Overall Length	Weight lbs.	Max. Jaw Opening
134-20	20"	3.75	10 ¹ / ₄ "

Large capacity jaw profile allows for clamping around large sections.



Locking Chain Clamps

Part No.	Overall Length	Weight lbs.	Max. Jaw Opening	Replacement Chain Part No.
181-10	10"	1.98	6 ¹ / ₄ "	CAD-181
181-12	12"	2.51	6 ¹ / ₄ "	CAD-181

15" long flexible heavy-duty chain adjusts quickly around any shape providing a secure hold even in hard to reach areas.



Locking Sheet Metal Clamp

Part No.	Overall Length	Weight lbs.	Max. Jaw Opening
128-08	8"	1.15	1 ¹¹ / ₁₆ "

Wide jaw profile allows powerful grip on large thin surfaces. Great for bending, forming and crimping sheet metal without hand gripping effort.



Locking Pinch Off Tool

Part No.	Overall Length	Weight lbs.	Max. Jaw Opening
129-07	7"	0.86	9 ¹ / ₁₆ "

Smooth blunt jaw design allows the tool to be used as an instant shut off valve and stop fluid loss.



Locking Chain Pipe Cutter

Part No.	Overall Length	Weight lbs.	Max. Jaw Opening	Replacement Chain Part No.
182-10	10"	1.76	2 ¹⁵ / ₁₆ "	CAD-182
182-12	12"	2.25	2 ¹⁵ / ₁₆ "	CAD-182

15" long chain with 13 alloy steel cutting wheels cuts thin wall pipes (stainless steel, cooper, PVC) with up to 0.10" wall thickness by simply ratcheting.



Locking Chain Pipe Cutter-Heavy Duty

Part No.	Overall Length	Weight lbs.	Max. Jaw Opening	Replacement Chain Part No.
186-12	12"	2.76	4 ¹ / ₂ "	CAD-186


15" long chain with 15 alloy steel cutting wheels cuts through galvanized steel, stainless steel, cooper, PVC, aluminum of up to 0.2" wall thickness by simply ratcheting.



Ergogrip Long Nose Locking Pliers

Part No.	Overall Length	Weight lbs.	Max. Jaw Opening
727-08	8"	0.83	1 1/16"

Unique 70° angled design keeps wrist straight, reducing strain and fatigue.



Microgrip Locking Pliers

Part No.	Overall Length	Weight lbs.	Max. Jaw Opening
MG2K	3 9/16"	0.26	7/16"



**WK-SET5-89
5 Pieces Welding Set**

- Set Includes:
- 6" Locking Plier - Long Nose
 - 9" Locking Plier - Plugweld
 - 10" Locking Plier - Omnium Grip
 - 12" Locking Plier - Aluminum Alloy C-Clamp
 - Micro Grip Locking Plier

Includes Pouch



**BK-SET5-89
5 Pieces General Service Set**

- Set Includes:
- 10" Locking Plier - Straight Jaws
 - 10" Locking Plier - Curved Jaws
 - 7" Locking Plier - Curved Jaws W/ Wire Cutter
 - 6" Locking Plier - Long Nose
 - 5" Locking Plier - Curved Jaws

Includes Pouch



**HK-SET4
4 Pieces Hands Free Locking Grip Set**

- Set Includes:
- 10" Locking Plier - Omnium Grip x 2
 - Hands Free Locking Plier Holder x 2



**GK-SET5
5 Pieces General Grip Set**

- Set Includes:
- 10" Locking Plier - Omnium Grip
 - 10" Locking Plier - Curved Jaws
 - 10" Locking Plier - Hose Clamp
 - 7" Locking Plier - Omnium Grip
 - 5" Locking Plier - Curved Jaws

Includes Pouch



**1010
Hands Free Locking Plier Holder**



**1075
Double Hands Free Locking Plier Holder**



**SO-5-NE SO-7-NE SO-10-NE
Hands Free Clip for 5", 7", 10" Locking Pliers**



**PAD137
Replacement Pads for 137-09**



FEATURES & BENEFITS

- All punches and chisels are made from the highest quality materials for maximum tool life.
- Every punch and chisel is specially heat treated to provide a hard long lasting working end and a softer striking end to avoid chipping.
- Each punch and chisel has a highly polished and lacquered working end with a royal blue painted shank.
- Available in a wide variety of lengths, cutting widths and styles to suit any application.
- Designed to work on even the toughest metals.

Pin Punches	248
Pilot Punches	248
Aligning Punches	248
Centre Punches	249
Taper Punches	249
Prick Punches	249
Brass Drift Punches	250
Flat Chisels	251
Cape Chisels	251
Diamond Point Chisels	251
Round Nose Chisels	251
Rivet Buster Chisel	251
Punch & Chisel Sets	252



Pin Punches - Regular Length

Part No.	Pin Dia. In.	Body in.	Length in.	Weight lbs.
C28C	1/16	1/4	4	.06
C28B	3/32	5/16	4 3/4	.07
C28	1/8	5/16	4 3/4	.08
C28A	5/32	5/16	5	.08
C29	3/16	3/8	5 1/4	.12
C29A	7/32	3/8	6	.14
C30	1/4	3/8	6 1/4	.16
C31	5/16	7/16	6 1/2	.23
C31A	3/8	1/2	8	.41
C31C	1/2	3/4	10	1.11



Pin Punches - Long Length

Part No.	Pin Dia. In.	Body in.	Length in.	Weight lbs.
C290	1/8	5/16	8	.11
C291	5/32	5/16	8	.11
C292	3/16	3/8	8	.17
C293	7/32	3/8	8	.18
C294	1/4	3/8	8	.19
C295	5/16	7/16	8	.28
C296	3/8	1/2	8	.37



Centre Punches

Part No.	Tip Dia. In.	Body in.	Length in.	Weight lbs.
C33A	3/32	1/4	4	.07
C33	1/8	5/16	5	.09
C34	1/8	3/8	5 1/4	.15
C35	3/16	1/2	6	.28
C35A	3/16	1/2	7	.33



Taper Punches (Starter)

Part No.	Pin Dia. In.	Body in.	Length in.	Weight lbs.
C21	1/16	5/16	5 3/8	.09
C22	3/32	5/16	5 9/16	.09
C23	1/8	3/8	5 3/4	.14
C23A	5/32	3/8	6	.16
C24	3/16	3/8	6 3/16	.17
C27	1/4	3/8	6 11/16	.20
C27A	5/16	1/2	7	.36



Pilot Punches

Part No.	Pin Dia. In.	Body in.	Length in.	Weight lbs.
C500	1/16	3/16	2 3/4	.01
C501	5/64	3/16	3 1/4	.02
C502	3/32	3/16	3 1/2	.02
C503	1/8	1/4	4	.03
C504	5/32	1/4	4 1/2	.05
C505	3/16	3/8	4 1/2	.08
C506	7/32	3/8	5	.10
C507	1/4	7/16	5 1/2	.13
C508	5/16	7/16	6	.17
C509	3/8	1/2	6	.28
C510	7/16	5/8	6	.30
C511	1/2	5/8	6	.39



Long Aligning Punches

Part No.	Pin Dia. In.	Body in.	Length in.	Weight lbs.
8385	1/4	3/4	18	1.7
8386	3/16	5/8	15	1.0
8390	1/2	7/8	18	2.9



Long Taper Punches (Starter)

Part No.	Pin Dia. In.	Body in.	Length in.	Weight lbs.
C25A	1/8	5/16	8	.15
C25	5/32	3/8	8	.22
C26	3/16	7/16	9	.33
C26A	7/32	1/2	9	.42
C50	1/4	1/2	9 1/2	.47
C51	5/16	1/2	9 1/2	.50
C52	3/8	1/2	9 1/2	.52



Prick Punch

Part No.	Tip Dia. In.	Body in.	Length in.	Weight lbs.
C32	1/8	3/8	5	.12

Specs: CGSB 39-GP-44a. ANSI/HTI B209.1-1991.

Think Safety - Punches that have "mushroomed" on striking end should be ground or filed to original shape to avoid chipping.



Brass Drift Punches

Part No.	Dia. in.	Length in.	Weight lbs.
CBR6	3/8	6	.20
CBR7	1/2	7	.42
CBR8	3/4	8	1.1



Brass Pin Punch

Part No.	Pin Dia. in.	Body in.	Length in.	Weight lbs.
CB30	3/8	1/2	6	.10



Brass Taper Punch

Part No.	Pin Dia. in.	Body in.	Length in.	Weight lbs.
CB27	1/4	1/2	6	.20



No. C2BDS
2 Pieces Brass Drift Punch Set

Part No.	Description	Dia., in.
CBR7	Brass Drift Punch	1/2
CBR8	Brass Drift Punch	3/4


Includes Pouch
Weight: 1.52 lbs.



No. C5BDS
5 Pieces Brass Punch Set

Part No.	Description	Size, in.
CB27	Brass Taper Punch	1/4
CB30	Brass Pin Punch	3/8
CBR6	Brass Drift Punch	3/8
CBR7	Brass Drift Punch	1/2
CBR8	Brass Drift Punch	3/4

Includes Pouch
Weight: 2.05 lbs.



Flat Chisels

Part No.	Cut In.	Body in.	Length in.	Weight lbs.
C1	1/4	3/16	4 1/2	.04
C1A	5/16	1/4	5	.07
C2A	3/8	1/4	5 1/4	.10
C2	1/2	3/8	5 1/2	.17
C3	5/8	1/2	6	.33
C4	3/4	5/8	6 1/2	.53
C5	7/8	3/4	7 1/2	.92
C6	1	7/8	7 3/4	1.4
C7	1 1/8	1	8 1/2	1.4



Cape Chisels

Part No.	Cut In.	Body in.	Length in.	Weight lbs.
C12	1/4	1/2	6 1/4	.29
C13	3/8	5/8	7	.48




Round Nose Chisels

Part No.	Cut In.	Body in.	Length in.	Weight lbs.
C18	1/4	1/2	6 1/4	.29
C19	3/8	5/8	7	.51




Long Flat Chisels

Part No.	Cut In.	Body in.	Length in.	Weight lbs.
C9	3/4	5/8	12	1.0
C10	7/8	3/4	14	1.8
C14	1	7/8	18	3.0



Diamond Point Chisels

Part No.	Cut In.	Body in.	Length in.	Weight lbs.
C15A	1/8	5/16	5	.10
C15	1/4	1/2	6 1/2	.34
C16	3/8	5/8	7	.55



Rivet Buster Chisel

Part No.	Cut In.	Body in.	Length in.	Weight lbs.
C36	7/8	3/4	12	1.47

Specs: CGSB 39-GP-43a. ANSI/HTI B209.1-1991.



CAUTION


Hammer head diameter should be no more than 3/8" larger than head of chisel or punch. Always wear safety goggles.



C508PPS
8 Pieces Pilot Punch Set

Part No.	Description	Size, in.
C500	Pilot Punch	1/16
C501	Pilot Punch	5/64
C502	Pilot Punch	3/32
C503	Pilot Punch	1/8
C504	Pilot Punch	5/32
C505	Pilot Punch	3/16
C506	Pilot Punch	7/32
C507	Pilot Punch	1/4


Includes Pouch
Weight: 0.75 lbs.



C7PPS
7 Pieces Pin Punch Set

Part No.	Description	Size, in.
C28	Pin Punch	1/8
C28A	Pin Punch	5/32
C28B	Pin Punch	3/32
C29	Pin Punch	3/16
C30	Pin Punch	1/4
C28C	Pin Punch	1/16
C29A	Pin Punch	7/32

Includes Pouch
Weight: 0.75 lbs.



C45LR
5 Pieces Flat Chisel Set

Part No.	Description	Size, in.
C2	Flat Chisel	1/2
C3	Flat Chisel	5/8
C4	Flat Chisel	3/4
C5	Flat Chisel	7/8
C6	Flat Chisel	1

Includes Pouch
Weight: 3.2 lbs.



C49LR
5 Pieces Punch & Chisel Set

Part No.	Description	Size, in.
C2	Flat Chisel	1/2
C4	Flat Chisel	3/4
C28	Pin Punch	1/8
C29	Pin Punch	3/16
C34	Centre Punch	3/8

Includes Pouch
Weight: 1.0 lbs.



C5PPS
5 Pieces Pin Punch Set

Part No.	Description	Size, in.
C28	Pin Punch	1/8
C28A	Pin Punch	5/32
C28B	Pin Punch	3/32
C29	Pin Punch	3/16
C30	Pin Punch	1/4

Includes Pouch
Weight: 0.6 lbs.



C5LPPS
5 Pieces Pin Punch - Long Length Set

Part No.	Description	Size, in.
C290	Pin Punch	1/8
C291	Pin Punch	5/32
C292	Pin Punch	3/16
C293	Pin Punch	7/32
C294	Pin Punch	1/4


Includes Pouch
Weight: 0.76 lbs.



C6LR
6 Pieces Punch & Chisel Set

Part No.	Description	Size, in.
C2	Flat Chisel	1/2
C3	Flat Chisel	5/8
C28	Pin Punch	1/8
C29	Pin Punch	3/16
C30	Pin Punch	1/4
C34	Centre Punch	3/8

Includes plastic tray.
Weight: 1.2 lbs.



C10LRA
10 Pieces Punch & Chisel Set

Part No.	Description	Size, in.
C2	Flat Chisel	1/2
C3	Flat Chisel	5/8
C4	Flat Chisel	3/4
C22	Taper Punch	3/32
C23A	Taper Punch	5/32
C24	Taper Punch	3/16
C28A	Pin Punch	5/32
C28B	Pin Punch	3/32
C29	Pin Punch	3/16
C34	Centre Punch	3/8


Includes plastic tray.
Weight: 2.0 lbs.



C5TPS
5 Pieces Taper Punch Set

Part No.	Description	Size, in.
C22	Taper Punch	3/32
C23	Taper Punch	1/8
C23A	Taper Punch	5/32
C24	Taper Punch	3/16
C27	Taper Punch	1/4

Includes Pouch
Weight: 0.8 lbs.



C10PS
10 Pieces Pin/Taper Punch Set


Part No.	Description	Size, in.
C22	Taper Punch	3/32
C23	Taper Punch	1/8
C23A	Taper Punch	5/32
C24	Taper Punch	3/16
C27	Taper Punch	1/4
C28	Pin Punch	1/8
C28A	Pin Punch	5/32
C28B	Pin Punch	3/32
C29	Pin Punch	3/16
C30	Pin Punch	1/4

Includes plastic tray.
Weight: 1.4 lbs.

C14LR
14 Pieces Punch & Chisel Set

Part No.	Description	Size, in.
C2	Flat Chisel	1/2
C3	Flat Chisel	5/8
C4	Flat Chisel	3/4
C5	Flat Chisel	7/8
C12	Cape Chisel	1/4
C25	Long Taper Punch	5/32
C26	Long Taper Punch	3/16
C22	Taper Punch	3/32
C23	Taper Punch	1/8
C24	Taper Punch	3/16
C28	Pin Punch	1/8
C28B	Pin Punch	3/32
C29	Pin Punch	3/16
C34	Centre Punch	3/8


Includes hardwood maple tray
Weight: 6.2 lbs.



C46LR
13 Pieces Punch & Chisel Set

Part No.	Description	Size, in.
C2	Flat Chisel	1/2
C3	Flat Chisel	5/8
C4	Flat Chisel	3/4
C5	Flat Chisel	7/8
C6	Flat Chisel	1
C12	Cape Chisel	1/4
C15	Diamond Point Chisel	1/4
C25	Long Taper Punch	5/32
C26	Long Taper Punch	3/16
C28	Pin Punch	1/8
C29	Pin Punch	3/16
C30	Pin Punch	1/4
C34	Centre Punch	3/8



Includes roll
Weight: 5.0 lbs.



C48LR
19 Pieces Punch & Chisel Set

Part No.	Description	Size, in.
C2	Flat Chisel	1/2
C3	Flat Chisel	5/8
C4	Flat Chisel	3/4
C5	Flat Chisel	7/8
C6	Flat Chisel	1
C25	Long Taper Punch	5/32
C26	Long Taper Punch	3/16
C32	Prick Punch	3/8
C21	Taper Punch	1/16
C22	Taper Punch	3/32
C23	Taper Punch	1/8
C24	Taper Punch	3/16
C27	Taper Punch	1/4
C28	Pin Punch	1/8
C29	Pin Punch	3/16
C30	Pin Punch	1/4
C31	Pin Punch	5/16
C34	Centre Punch	3/8
C35	Centre Punch	1/2

Includes roll
Weight: 5.8 lbs.



C20LR
20 Pieces Punch & Chisel Set

Part No.	Description	Size, in.
C2	Flat Chisel	1/2
C3	Flat Chisel	5/8
C4	Flat Chisel	3/4
C5	Flat Chisel	7/8
C6	Flat Chisel	1
C25	Long Taper Punch	5/32
C26	Long Taper Punch	3/16
C22	Taper Punch	3/32
C23	Taper Punch	1/8
C24	Taper Punch	3/16
C27	Taper Punch	1/4
C28	Pin Punch	1/8
C28A	Pin Punch	5/32
C28B	Pin Punch	3/32
C29	Pin Punch	3/16
C30	Pin Punch	1/4
C31	Pin Punch	5/16
C32	Prick Punch	3/8
C34	Centre Punch	3/8
C35	Centre Punch	1/2

Includes hardwood maple tray
Weight: 9.2 lbs.



C47LR
25 Pieces Punch & Chisel Set

Part No.	Description	Size, in.
C2	Flat Chisel	1/2
C3	Flat Chisel	5/8
C4	Flat Chisel	3/4
C5	Flat Chisel	7/8
C6	Flat Chisel	1
C7	Flat Chisel	1 1/8
C12	Cape Chisel	1/4
C13	Cape Chisel	3/8
C10	Long Flat Chisel	3/4
C15	Diamond Point Chisel	1/4
C16	Diamond Point Chisel	3/8
C18	Round Nose Chisel	1/4
C19	Round Nose Chisel	3/8
C25	Long Taper Punch	5/32
C26	Long Taper Punch	3/16
C32	Prick Punch	3/8
C21	Taper Punch	1/16
C22	Taper Punch	3/32
C23	Taper Punch	1/8
C28	Pin Punch	1/8
C29	Pin Punch	3/16
C30	Pin Punch	1/4
C34	Centre Punch	3/8
C36	Rivet Buster Chisel	7/8
C38	Pinch Bar	5/8

Includes roll
Weight: 14.2 lbs.



Punch and Chisel Holder

Part No.	Description	Length in.	Weight lbs.
PCH-1	Up to 1" hex or 1 1/8" round	8	.6

Specs: CGSB 39-GP-44a. ANSI/HTI B209.2-1991.

Think Safety:
Use a punch and chisel holder to prevent hand injury.



FEATURES & BENEFITS

- All pry bars are hot forged from premium alloy steel.
- A wide range of sizes from 11" to 60" to choose from.
- Complete range of styles to suit any application.
- The most popular sizes and types are available in convenient set packages.
- Two finishes to suit your needs: nickel plated and royal blue paint.
- Screwdriver handle designs offer high visibility and added user comfort and safety.

Rolling Head Pry Bars	258
Screwdriver Handle Pry Bars	258
Pinch Bars - Nickel Plated	259
Pinch Bars - Blue Hex Shank	259
Wrecking Bars	259
Erectors Pry Bars	260
Pry Bar Sets	260




Rolling Head Pry Bars - Round Shank with Polished Point - Royal Blue Paint Finish

Part No.	Finish	Length in.	Shank Size, in.	Width of Cut, in.	Weight lbs.
C39A	Blue	11	1/2	9/16	0.6
C39	Blue	15 1/4	1/2	9/16	1.0
C39B	Blue	20	5/8	1 1/16	1.8



Rolling Head Pry Bars - Round Shank with Polished Point - Nickel Plate Finish

Part No.	Finish	Length in.	Shank Size, in.	Width of Cut, in.	Weight lbs.
73611	Nickel	11	1/2	9/16	0.6
73615	Nickel	15 1/4	1/2	9/16	1.0
73620	Nickel	20	5/8	1 1/16	1.8



Pinch Bars - Round Shank - Nickel Plate Finish

Part No.	Finish	Length in.	Shank Size, in.	Width of Cut, in.	Weight lbs.
C65	Nickel	15	9/16	1 1/16	1.0
C66	Nickel	18	5/8	3/4	1.4
C67	Nickel	24	3/4	7/8	2.6
C68	Nickel	30	7/8	1 5/16	4.4
C69	Nickel	36	1	1 3/16	7.0
C70	Nickel	42	1	1 1/4	9.3
C71	Nickel	48	1	1 1/4	10.8
C72	Nickel	54	1	1 1/4	12.5
C73	Nickel	60	1	1 1/4	14.0



Wrecking Bar - Hexagon Shank Nickel Plated Finish

Part No.	Finish	Length in.	Shank Size, in.	Width of Cut, in.	Weight lbs.
WSB60	Nickel	60	1	1 1/4	17.5



Pry Bars with Orange Florescent Handles Curved Nickel Plated Blades

Part No.	Blade Length, in.	Overall Length, in.	Shank Size, in.	Width of Cut, in.	Weight lbs.
73408	8	13	3/8	5/8	0.6
73413	13	18 1/4	3/8	5/8	0.8
73418	18	24 1/4	1/2	5/8	1.6
73424	24	30 1/4	1/2	5/8	2.2
73430	30	37	1/2	5/8	4.0
73436	36	43	1/2	5/8	4.5



Pry Bars with Orange Florescent Handles Curved Black Oxide Finish Blades

Part No.	Blade Length, in.	Overall Length, in.	Shank Size, in.	Width of Cut, in.	Weight lbs.
73508	8	13	3/8	5/8	0.6
73513	13	18 1/4	3/8	5/8	0.8
73518	18	24 1/4	1/2	5/8	1.6
73524	24	30 1/4	1/2	5/8	2.2



Pinch Bars - Hexagon Shank with Polished Point - Royal Blue Paint Finish

Part No.	Finish	Length in.	Shank Size, in.	Width of Cut, in.	Weight lbs.
C37	Blue	16	1/2	5/8	0.8
C38	Blue	16	5/8	7/8	1.2
C38C	Blue	18	5/8	7/8	1.4
C38A	Blue	20	3/4	1 1/16	2.4
C40	Blue	24	3/4	7/8	2.8
C41	Blue	30	3/4	1	3.6
C42	Blue	38	3/4	1 1/16	4.8
C43	Blue	42	7/8	1 1/16	7.0
C44	Blue	48	7/8	1 1/16	11.2



Railroad Track Pry Bar - 45° Bent End Royal Blue Paint Finish

Part No.	Finish	Length in.	Shank Size, in.	Width of Cut, in.	Weight lbs.
C43.45	Blue	42	7/8	1 1/8	7.2

Specs: CGSB 39-GP-45a.

Specs: CGSB 39-GP-45a.



WARNING

Do not use pry bars as punches or chisels. Do not use pry bars that are chipped or cracked. Always wear safety goggles.



Wrecking Bars - Hexagon Shank Goose Neck- Royal Blue Paint Finish


Part No.	Finish	Length in.	Shank Size, in.	Width of Cut, in.	Weight lbs.
WB12	Blue	12	1/2	5/8	0.8
WB18	Blue	18	5/8	3/4	1.8
WB24	Blue	24	3/4	7/8	3.6
WB30	Blue	30	3/4	7/8	4.4
WB36	Blue	36	3/4	7/8	5.2
WB42	Blue	42	3/4	7/8	6.2



Erectors Pry Bar - Hexagon Shank Royal Blue Paint Finish

Part No.	Finish	Length in.	Shank Size, in.	Width of Cut, in.	Weight lbs.
73324	Blue	24	7/8	1 3/16	3.0
73330	Blue	30	7/8	1 3/16	5.0
73336	Blue	36	7/8	1 3/16	6.2
73348	Blue	48	7/8	1 3/16	8.4

Specs: CGSB 39-GP-45a.



**73903
3 Pieces Florescent Orange Handled Pry Bar Set with Nickel Plated Blades**

Contents	Description	Overall Length, in.
73408	Pry bar with acetate handle - plated	13
73413	Pry bar with acetate handle - plated	18 1/4
73418	Pry bar with acetate handle - plated	24 1/4

Includes molded tray
Weight: 3.4 lbs.



**73303
3 Pieces Assorted Pry Bar Set**

Contents	Description	Overall Length, in.
73615	Rolling head, round shank chrome pry bar	15 1/4
73413	Curved pry bars with florescent orange handles	18 1/4
C67	Round shank chrome pinch bar	24

Includes molded tray
Weight: 5.2 lbs.



**C673
3 Pieces Pinch Bar Set - Round Shank with Nickel Plated Finish**

Contents	Description	Overall Length, in.
C66	Round shank pinch bar- chrome	18
C67	Round shank pinch bar- chrome	24
C68	Round shank pinch bar- chrome	30

Includes molded tray
Weight: 3.4 lbs.



**73913
3 Pieces Florescent Orange Handled Pry Bar Set with Black Oxide Blades**

Contents	Description	Overall Length, in.
73508	Pry bar with acetate handle - black oxide	13
73513	Pry bar with acetate handle - black oxide	18 1/4
73518	Pry bar with acetate handle - black oxide	24 1/4

Includes molded tray
Weight: 3.4 lbs.



**C393S
3 pieces Rolling Head Pry Bar Set Royal Blue Paint Finish**

Contents	Description	Overall Length, in.
C39A	Rolling head, round shank blue finish pry bar	11
C39	Rolling head, round shank blue finish pry bar	15 1/4
C39B	Rolling head, round shank blue finish pry bar	20

Includes molded tray
Weight: 4.0 lbs.



**73923
3 Pieces Rolling Head Pry Bar Set Nickel Plated Finish**

Contents	Description	Overall Length, in.
73611	Round shank chrome pinch bar	11
73615	Round shank chrome pinch bar	15 1/4
73620	Round shank chrome pinch bar	20

Includes molded tray
Weight: 4.0 lbs.



FEATURES & BENEFITS

- Professional industrial grade quality.
- Three handle types to suit your needs: hickory, steel and fiberglass.
- Large selection to meet specific applications and needs.
- Hammer heads are drop forged from premium steel for superior tool life.

Claw Hammers	264
Ball Pein Hammers	264
Club Hammer.	265
Rubber Mallet	265
Body Hammer	265
Tinners	266
Sledge Hammers	266
Blacksmith Hammer	266
Soft Face Hammers.	266
Dead Blow Hammers.	268
Soft Face Hammer Tips	268
Brass Hammers	268
Vises & Accessories.	269
Clamps	271



Claw Hammer

Part No.	Face Type	Head Weight	Overall Length	Replacement Handle Part No.
220	Plain	20 oz.	13½"	HH12



Claw Hammer with Fiberglass Handle

Part No.	Head Weight	Overall Length	Replacement Handle Part No.
GC16	16 oz.	13"	59-754

Club Hammer with Forged Handle

Part No.	Head Weight	Overall Length
PH60S	2½ lb.	11"
PH61S	4 lb.	11"

- Forged one piece construction.
- Anti-vibration handle reduces fatigue.



Claw Hammer with Forged Handle

Part No.	Head Weight	Overall Length
GS-16	16 oz.	13"
GS-20	20 oz.	13"

- Forged one piece construction.
- Anti-vibration handle reduces fatigue.



Ball Pein - Magna-flux Tested

Part No.	Head Weight	Overall Length	Replacement Handle Part No.
212K	4 oz.	10¾"	HH1
212I	8 oz.	11¾"	HH2
212H	12 oz.	12¾"	HH3
212G	16 oz.	13¾"	HH3
212E	24 oz.	15¾"	HH5
212C	32 oz.	15¾"	HH5
212A	40 oz.	16½"	HH6
212	48 oz.	16½"	HH6



Ball Pein Hammer with Fiberglass Handle

Part No.	Head Weight	Overall Length	Replacement Handle Part No.
GM-16	16 oz.	14"	59-853
GM-24	24 oz.	14"	59-854
GM-32	32 oz.	14"	59-854



Ball Pein Hammer with Forged Handle

Part No.	Head Weight	Overall Length
208S	8 oz.	11"
212S	12 oz.	11"
216S	16 oz.	13"
224S	24 oz.	14"
232S	32 oz.	15"

- Forged one piece construction.
- Anti-vibration handle reduces fatigue.



Rubber Mallet

Part No.	Head Diameter	Head Length	Overall Length	Replacement Handle Part No.
PH30	2½"	4½"	16½"	HH18



Body Hammer - Bumping

Part No.	Head Sizes	Head Length	Overall Length	Replacement Handle Part No.
PH26	15/8" round end	4"	12"	HH2



Tinner's Hammer

Part No.	Head Weight	Overall Length	Replacement Handle Part No.
17A	16 oz.	13"	HH3



Sledge Hammer Fiberglass - Super Grip

Part No.	Head Weight	Overall Length
PHF25	2.0 lbs.	13 1/2"
PHF41	4 lbs.	13 1/2"
PHF42	6 lbs.	31"
PHF43	8 lbs.	31"
PHF44	10 lbs.	31"
PHF45	12 lbs.	31"
PHF46	16 lbs.	31"



Blacksmith - Hammer Fiberglass - Super Grip

Part No.	Head Weight	Overall Length	Replacement Handle Part No.
PHF19	3 lbs.	13 1/2"	N/A



Hammer with Nylon Tips

Part No.	Head Dia.	Length in.	Tip Part No.
HRN032	1 1/4"	11 1/2"	HRN032-TIP
HRN038	1 1/2"	12"	HRN038-TIP
HRN044	1 3/4"	12"	HRN044-TIP



Soft Face Hammers - Plastic Composition Face with Wood Handle

Part No.	Head Dia.	Overall Weight	Overall Length	Handle Part No.	Tip Part No.
PH15	1 7/32"	11.2 oz.	12"	HH15	PH15-TIP
PH20	1 1/32"	19.2 oz.	11 1/2"	HH16	PH20-TIP



SPS Composite Soft Face Hammer Set

Part No.	Description
SPS-155-S8	20 oz. hammer with eight 1 1/2" diameter non marring striking faces, super soft, soft, medium, tough, medium hard, hard, extra-hard, steel, with carrying case.



Non-sparking Soft Face Hammer Set

Part No.	Description
SPS-150N-S8	16 oz. non-sparking hammer with eight non magnetic 1 1/2" diameter striking faces, super soft, soft, medium, tough, medium hard, hard, extra-hard, brass with carrying case.



IMPAX® Soft Face Dead Blow Hammer

Part No.	Weight	Head Diameter	Overall Length
SPI156	16 oz.	1 1/2"	14"
SPI206	32 oz.	2"	14"

Note: Interchangeable tips sold separately. See next page.



IMPAX® Soft Face Dead Blow Hammer Set

Part No.	Description
SPI-156-S8	16 oz. dead blow hammer with eight 1 1/2" diameter non marring striking faces, super soft, soft, medium, tough, medium hard, hard, extra-hard, steel, with carrying case.



SPS Composite Soft Face Hammer

Part No.	Weight	Head Diameter	Overall Length
SPS150	16 oz.	1 1/2"	12"
SPS200	24 oz.	2"	14"

Note: Interchangeable tips sold separately. See next page.



SPI IMPAX® Soft Face Dead Blow Non-sparking Non-Magnetic Hammer

Part No.	Weight	Head Diameter	Overall Length
SPI156N	16 oz.	1 1/2"	14"
SPI206N	32 oz.	2"	14"

Note: Interchangeable tips sold separately. See next page.



Dead Blow Hammer "Power-Drive"

Part No.	Weight	Head Diameter	Overall Length
SF-2	32 oz.	2 1/8"	14"
SF-3	48 oz.	2 3/8"	14 1/2"

Note: Non marring and no bounce.



Strike Pro Dead Blow Hammer

Part No.	Weight	Head Diameter	Overall Length
STPG-24	24 oz.	1 3/4"	12 1/2"

Note: Non marring and no bounce.



Soft Face Hammer Tips

Head Dia.	Standard Part No.	Non-sparking Part No.	Hardness	Colour
1 1/2"	15S	15S-N	Soft	Brown
1 1/2"	15M	15M-N	Medium	Red
1 1/2"	15T	15T-N	Tough	Green
1 1/2"	15SN	15SN-N	Medium-hard	Cream
1 1/2"	15XH	15XH-N	Extra-hard	Yellow
1 1/2"	15SS	15SS-N	Super -soft	Grey
1 1/2"	15H	15H-N	Hard	Black
1 1/2"	15B	15B-N	Brass	Gold
1 1/2"	15ST	—	Steel	Silver
2"	20S	20S-N	Soft	Brown
2"	20M	20M-N	Medium	Red
2"	20T	20T-N	Tough	Green
2"	20SN	20SN-N	Medium-hard	Cream
2"	20XH	20XH-N	Extra-hard	Yellow
2"	20SS	20SS-N	Super-soft	Grey
2"	20H	20H-N	Hard	Black
2"	20B	20B-N	Brass	Gold
2"	20ST	—	Steel	Silver



Brass Hammer with Fiberglass Handle

Part No.	Weight	Head Diameter	Overall Length
BRS1.5	24 oz.	1"	12"
BRS2.5	40 oz.	1 1/4"	12"
BRS4	64 oz.	1 5/8"	12"




Ductile Iron Bench Vises

- Made of ductile iron which is lighter yet 3 times stronger than ordinary cast vises
- 60,000 PSI
- Serrated jaws offer a secure and strong hold
- Precision lead screw threads ensure maximum clamping strength

Mechanics' Vises

Part No.	Jaw Width (inches)	Jaw Opening (inches)	Jaw Depth (inches)	Base Diameter (inches)	Overall length (inches)	Overall Height (inches)	Net Weight (lbs.)
VS3A	4.0	5.5	2.0	6.0	13.5	6.5	22.0
VS4A	4.5	6.0	2.6	6.3	14.0	7.0	28.6
VSSA	5.0	6.5	3.3	6.5	17.5	8.0	33.0
VS6A	6.0	7.5	3.5	6.8	19.0	8.5	44.1
VS8A	8.0	8.9	4.0	7.8	20.0	9.0	61.7



Fibre Grip Jaws*



Part No.	Size	Fits Part No.
VS3-FGJAW	4"	VS3A
VS4-FGJAW	4 1/2"	VS4A
VSS-FGJAW	5"	VSSA
VS6-FGJAW	6"	VS6A
VS8-FGJAW	8"	VS8A

*Sold in pairs of 2, non magnetic



Swivel Bases

Part No.	Diameter	Mounting Bolt Hole Diameter, in.	Net Weight (lbs.)	Fits Part No.
SWB3A	6.50"	0.43	3.30	VS3A
SWB4A	6.75"	0.43	3.35	VS4A
SWB5A	7.00"	0.53	3.86	VS5A
SWB6A	7.25"	0.53	4.19	VS6A
SWB8A	8.75"	0.53	5.84	VS8A



Forged Combination Pipe Vises


Part No.	VS150	VS200
Jaw Width	150mm	200mm
Jaw Opening	7"	8"
Jaw Depth	3"	4"
Min Pipe Capacity	0.38"	0.38"
Max Pipe Capacity	2.5"	3"
Handle Diameter	0.6"	0.7"
Anvil Size	2.5" x 3.75"	3" x 3.75"
Base Diameter	7"	8"
Overall Length	18"	20"
Height	7"	8"
Weight lbs	55	60

Features:

- Made of robust 1045 steel.
- 92,000+ PSI strength.
- Large capacity permanent pipe jaws.
- Large anvil ideal for hammering and shaping materials.
- Additional tightening of vise is possible by tightening the hex bolts on the side of the vise body.
- Optional swivel base available.

Swivel Bases

Part No.	VS150-SB	VS200-SB
Swivel Base Diameter	9"	10"
Mounting Hole Diameter	0.6"	0.7"
Weight lbs	3	4



C-Clamps

Part No.	Opening Capacity	Throat Depth	Spindle Diameter	Maximum Proof Test, lbs.	Weight lbs.
C402	0-2"	1 3/4"	1/2"	3,500	1.4
C403	0-3"	2 1/2"	5/8"	3,500	2.4
C404	0-4"	3"	3/4"	6,200	3.6
C406	0-6"	3 7/8"	3/4"	6,600	5.2
C408	0-8"	4 1/2"	3/4"	6,900	8.1
C410	0-10"	5"	3/4"	8,000	11.7
C412	0-12"	5 1/2"	7/8"	9,300	12.7

Features:

- All C-Clamps are drop forged steel framed.
- Extra throat depth.
- Swivel Perma Pads®.
- Lacquer finish.
- New design frame geometry for maximum strength.
- Forcing screw and pad are plated with copper to resist welding splatter.
- Forcing screw has a sliding T-handle and an impact resistant pad.



L-Clamps

Part No.	Opening Capacity	Throat Depth	Rail Size	Maximum Proof Test, lbs.	Weight lbs.
L408	0 - 8"	5 1/2"	1 11/32" x 9/16"	2,645	5.70
L412	0 - 12"	5 1/2"	1 11/32" x 9/16"	2,645	6.35
L416	0 - 16"	5 1/2"	1 11/32" x 9/16"	2,645	7.0
L420	0 - 20"	5 1/2"	1 11/32" x 9/16"	2,645	7.65



Lever L-Clamps

Part No.	Opening Capacity	Throat Depth	Rail Size	Maximum Proof Test, lbs.	Weight lbs.
L508	0 - 8"	4"	3/4" x 3/8"	775	2.5
L512	0 - 12"	5 1/2"	1" x 15/32"	1,100	5.0
L516	0 - 16"	4 3/4"	1" x 15/32"	1,200	5.3
L520	0 - 20"	4 3/4"	1" x 15/32"	1,200	5.7

Replacement Parts For L-Clamps

Part No.	Description
L400-JNT	Joint
L400-NUT	Nut
L400-PAD	Pad
L400-PIN	Pin
L400-SCR	Screw



IMPORTANT FACTS & TERMS

- **Breaking Strength:** The load a single eye bolt can lift before failure when the load is applied through the shank of the eye bolt. (lbf)
- **Rated Capacity:** The maximum recommended load that should be exerted on an eye bolt. (lbs)
- **Factor of Safety:** An industry term denoting a product's theoretical reserve capacity, calculated by dividing the Breaking Strength by the Rated Capacity. Generally expressed as a ratio, e.g, 5 to 1.
- **Proof Load:** The load, which can be applied without causing permanent deformation. Calculated as 2 times the Rated Capacity in straight pulls. (lbf)

Eye Bolt Quality Checklist 274

Eye Bolt Installation Guidelines 274

Shoulder Pattern Eye Bolts 275

Plain Pattern Eye Bolts - SAE. 276

Galvanized Eye Bolts - SAE 277

Shoulder Pattern Eye Bolts - Metric 277

Long Shank Eye Bolts - SAE 278

Beam Clamps. 279

Chain Hoists 280

Lever Hoists. 282

Trolleys 284

Quality Checklist

- Forged from bar quality fine grain carbon steel bar.
- Normalized prior to machining.
- Roll threads 1/4" thru 1 1/4" / M6 thru M18.
- Cut threads 1 1/2" thru 2 1/2" / M20 thru M52.
- Proof tested in accordance with ASTM A489 and Federal Spec. ANSI B18.15.
- ASTM A489 test data available on request (no charge with order).
- Shoulder style eye bolt 1/4" thru 1" military style collar - MS51937 specification.
- Shoulder pattern eye bolts undercut to ensure eye bolt will thread tight to shoulder.

Proof Tested to Insure Finest Quality

Minimum breaking strengths are based on vertical loading and verified by actual physical testing of samples chosen via random selection from each lot of a size produced. Actual breaking tests are performed on sample specimens.

Eye Bolt Rated Capacity

The rated capacity refers to the load a single eye bolt can lift when the load is applied through the shank of the eye bolt. Breaking strength is five times the rated capacity. The rated capacity is drastically reduced when the load is applied to the eye bolt at an angle. The load should never be applied at more than a 45 degree angle from the bolt centerline. The rated capacity is reduced to 25% when the load is applied at a 45 degree angle to the eye bolt centerline. When more than one eye bolt is used to lift an evenly distributed load the capacity is reduced on each eye bolt, based on the angle of the load.

Shoulder & Plain Eye Bolts

Material Data:

Grade.....C1030

Mechanical Properties:

Grain Size..... 5 or Finer

Tensile Strength..... 65,000 psi min.

Yield..... 50,000 psi min.

Elongation.....30% min.

Reduction of Area.....60% min.

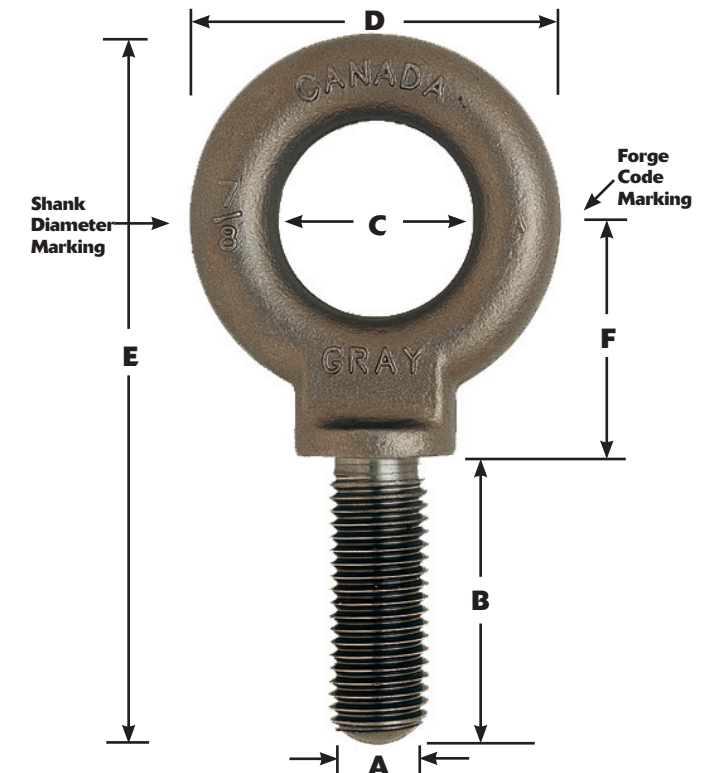
WARNING

RATED CAPACITY LIMIT IS DRASTICALLY REDUCED WHEN LOADING AT ANY ANGLE. LOADING MUST NEVER BE MADE AT AN ANGLE GREATER THAN 45° FROM BOLT CENTERLINE. AT AN ANGLE OF 45° RATED CAPACITY IS REDUCED TO 1/4 OF THE TABULATED VALUE.

Direction of Pull	Rated Capacity
45 degrees	30% of rated capacity
90 degrees	25% of rated capacity

Shoulder Pattern

Forged - Carbon Steel - Self Colored



Eye Bolt Installation Guidelines ...

The installation guidelines section includes several diagrams:

- Right**: Shows a single nut required when load thickness is greater than the shank diameter. Instruction: "Tighten hex nut securely against load."
- Right**: Shows two nuts required when load thickness is less than the shank diameter. Instruction: "Tighten hex nut securely against load."
- Wrong**: Shows an eye bolt installed at a 90-degree angle to the load. Instruction: "The threaded part of the eye bolt must penetrate through the load so that the nut engages fully." A note indicates "REDUCED CAPACITY" and "NOT RECOMMENDED" for angles greater than 45 degrees.
- Right**: Shows a hex nut secured against the load. Instruction: "Tighten Hex Nut Securely Against Load." A note specifies "Tap Depth full width of shank" and "Alternate 2 x Diameter (Minimum)".
- Wrong**: Shows an eye bolt installed in a hole that is too shallow. Instruction: "One eye bolt diameter or less."
- Shim**: Shows a shim added to change eye alignment 90 degrees. Instruction: "Shim added to change eye alignment 90°". A note states: "Minimum tap depth is basic shank length plus one-half the normal eye bolt diameter."

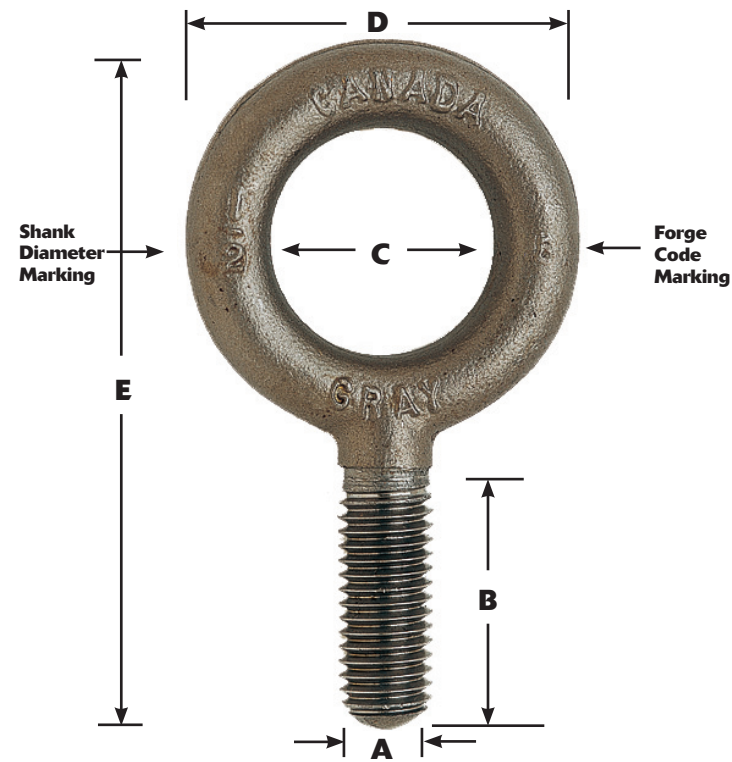
Part No.	Thread Size UNC-2A A	Shank Length B	I.D. Eye C	O.D. Eye D	Overall Length E	Center of Eye to Shdr. F	Approx. Weight per Piece	Rated Capacity lbs.
BS08	1/4-20	1	3/4	1 3/16	2 3/8	3/4	0.04	650
BS10	5/16-18	1 1/8	7/8	1 7/16	2 13/16	15/16	0.09	1,200
BS12	3/8-16	1 1/4	1	1 11/16	3 9/32	1 1/8	0.17	1,550
BS14	7/16-14	1 3/8	1 1/16	1 13/16	3 9/16	1 1/4	0.24	2,000
BS16	1/2-13	1 1/2	1 3/16	2 1/8	3 31/32	1 3/8	0.38	2,600
BS18	9/16-12	1 5/8	1 1/4	2 5/16	4 1/2	1 9/16	0.51	3,200
BS20	5/8-11	1 3/4	1 3/8	2 9/16	4 3/4	1 21/32	0.71	5,200
BS24	3/4-10	2	1 1/2	2 13/16	5 1/4	1 13/16	0.99	7,200
BS28	7/8-9	2 1/4	1 11/16	3 3/16	5 31/32	2 1/8	1.48	10,600
BS32	1-8	2 1/2	1 13/16	3 9/16	6 5/8	2 5/16	2.20	13,300
BS36	1 1/8-7	2 3/4	2	4 1/16	7 21/32	2 11/16	3.20	17,000
BS40	1 1/4-7	3	2 3/16	4 7/16	8 7/32	2 15/16	4.40	21,000
BS48	1 1/2-6	3 1/2	2 1/2	5 3/16	9 15/32	3 5/16	7.40	24,000
BS56	1 3/4-5	3 3/4	2 7/8	6	10 13/16	4	11.80	32,000
BS64	2-4 1/2	4	3 3/8	6 7/8	11 7/8	4 3/8	17.20	40,000

Dimensions in Inches
Weights in Pounds

Note: Proof tested in accordance with ASTM A489 and Federal Spec. ANSI B18.15. Traceability and Mechanical test values are available with each shipment upon request.

Plain Pattern

Forged - Carbon Steel - Self Colored



WARNING
 RATED CAPACITY LIMIT IS DRASTICALLY REDUCED WHEN LOADING AT ANY ANGLE. LOADING MUST NEVER BE MADE AT AN ANGLE GREATER THAN 45° FROM BOLT CENTERLINE. AT AN ANGLE OF 45° RATED CAPACITY IS REDUCED TO 1/4 OF THE TABULATED VALUE.

Direction of Pull	Rated Capacity
45 degrees	30% of rated capacity
90 degrees	25% of rated capacity


Part No.	Thread Size UNC-2A A	Shank Length B	I.D. Eye C	O.D. Eye D	Overall Length E	Approx. Weight per Piece	Rated Capacity lbs.
BP08	1/4-20	1	3/4	1 3/16	2 7/32	0.04	650
BP10	5/16-18	1 1/8	7/8	1 7/16	2 19/32	0.09	1,200
BP12	3/8-16	1 1/4	1	1 11/16	3	0.14	1,550
BP14	7/16-14	1 3/8	1 3/32	1 13/16	3 7/32	0.19	2,000
BP16	1/2-13	1 1/2	1 3/16	2 1/8	3 21/32	0.31	2,600
BP18	9/16-12	1 5/8	1 1/4	2 5/16	4	0.41	3,200
BP20	5/8-11	1 3/4	1 3/8	2 9/16	4 1/2	0.59	5,200
BP24	3/4-10	2	1 1/2	2 13/16	4 7/8	0.88	7,200
BP28	7/8-9	2 1/4	1 11/16	3 3/16	5 1/2	1.40	10,600
BP32	1-8	2 1/2	1 13/16	3 9/16	6 1/8	2.00	13,300
BP36	1 1/8-7	2 3/4	2	4 1/16	6 7/8	2.80	17,000
BP40	1 1/4-7	3	2 3/16	4 7/16	8	4.00	21,000
BP48	1 1/2-6	3 1/2	2 1/2	5 3/16	8 3/4	7.40	24,000
BP56	1 3/4-5	3 3/4	2 7/8	6	9 13/16	11.80	32,000
BP64	2-4 1/2	4	3 3/8	6 7/8	11	17.40	40,000

Dimensions in Inches
 Weights in Pounds

Note: Proof tested in accordance with ASTM A489 and Federal Spec. ANSI B18.15. Traceability and Mechanical test values are available with each shipment upon request.

Shoulder Pattern

Forged - Carbon Steel - Galvanized



Galvanized Eye Bolts

Part No.	Thread Size UNC-2A A	Shank Length B	I.D. Eye C	O.D. Eye D	Overall Length E	Center of Eye to Shldr. F	Approx. Weight per Piece	Rated Capacity lbs.
88708	1/4-20	1	3/4	1 3/16	2 3/8	3/4	0.04	650
88710	5/16-18	1 1/8	7/8	1 7/16	2 13/16	15/16	0.09	1,200
88712	3/8-16	1 1/4	1	1 11/16	3 9/32	1 1/8	0.17	1,550
88714	7/16-14	1 3/8	1 1/16	1 13/16	3 9/16	1 1/4	0.24	2,000
88716	1/2-13	1 1/2	1 3/16	2 1/8	3 31/32	1 3/8	0.38	2,600
88718	9/16-12	1 5/8	1 1/4	2 5/16	4 1/2	1 9/16	0.51	3,200
88720	5/8-11	1 3/4	1 3/8	2 9/16	4 3/4	1 21/32	0.71	5,200
88724	3/4-10	2	1 1/2	2 13/16	5 1/4	1 13/16	0.99	7,200
88728	7/8-9	2 1/4	1 11/16	3 3/16	5 31/32	2 1/8	1.48	10,600
88740	1 1/4-7	3	2 3/16	4 7/16	8 7/32	2 15/16	4.40	21,000

Dimensions in Inches
 Weights in Pounds

Note: Proof tested in accordance with ASTM A489 and Federal Spec. ANSI B18.15. Traceability and Mechanical test values are available with each shipment upon request.

Metric Eye Bolts


Part No.	Thread Size ISO-Course-6G A	Shank Length B	I.D. Eye C	O.D. Eye D	Overall Length E	Approx. Weight per Piece	Rated Capacity kgs / lbs.
BS6M	M6x1.0	25.4	19	30	60.3	0.06	210 / 462
BS7M	M7x1.0	28.5	22	36.5	71.4	0.10	370 / 814
BS8M	M8x1.25	31.7	25	43	82.5	0.17	500 / 1,110
BS10M	M10x1.5	35.0	27	46	90.5	0.24	740 / 1,628
BS12M	M12x1.75	38.0	30	54	100.8	0.36	1,030 / 2,266
BS14M	M14x2.0	44.5	35	65	120.7	0.48	1,600 / 3,520
BS16M	M16x2.0	44.5	35	65	120.7	0.69	1,600 / 3,520
BS18M	M18x2.5	51.0	38	71.5	133.3	1.10	2,140 / 4,708
BS20M	M20x2.5	57.0	41	81	152.4	1.51	2,860 / 6,292
BS24M	M24x3.0	63.5	44	90.4	168.3	2.36	3,850 / 8,470
BS27M	M27x3.0	70.0	51	103	191.3	3.41	5,200 / 11,440
BS30M	M30x3.5	76.0	55	112.7	208.8	4.68	6,400 / 14,080
BS36M	M36x4.0	89.0	63	131.8	240.5	7.77	8,970 / 19,734
BS42M	M42x4.5	95.0	73	152.4	274.7	11.10	11,960 / 26,312
BS45M	M45x4.5	95.0	73	152.4	274.7	11.35	12,720 / 27,984
BS48M	M48x5.0	101.6	82	174.6	301.6	15.90	16,400 / 36,080
BS52M	M52x5.0	101.6	82	174.6	301.6	16.70	17,300 / 38,060

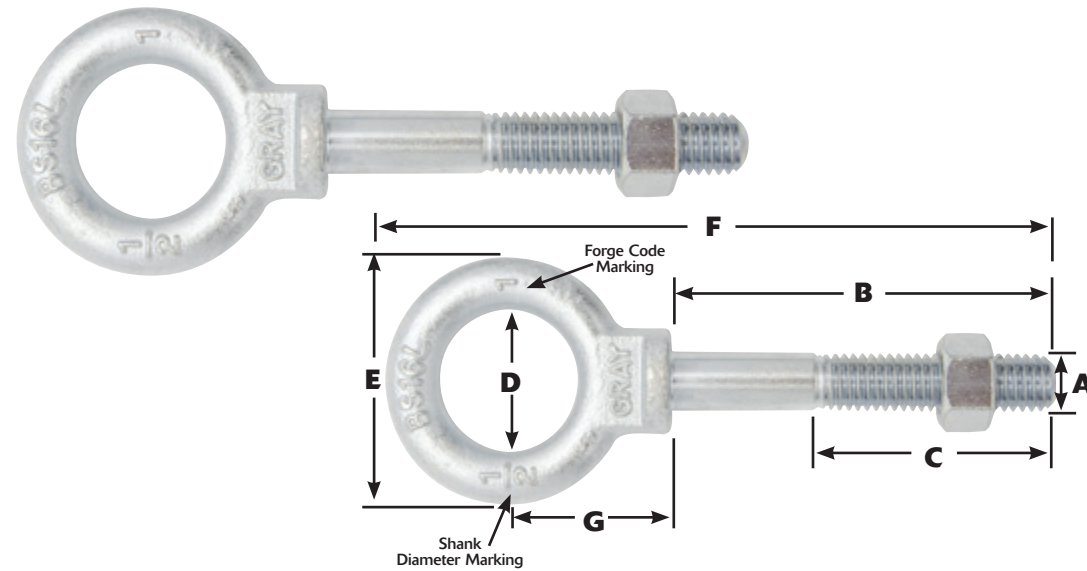
Dimensions in Millimetres

Note: Proof tested in accordance with ASTM A489 and Federal Spec. ANSI B18.15. Traceability and Mechanical test values are available with each shipment upon request.

Shoulder Pattern

Forged - Carbon Steel - Self Colored





Shoulder Pattern Long Shanks

Part No.	Thread Size UNC-2A A	Shank Length B	Thread Length C	I.D. Eye D	O.D. Eye E	Overall Length F	Center of Eye to Shdr. G	Approx. Weight per Piece lbs.	Working Load Limit lbs.
BS08L	1/4-20	2	1.5	3/4	1 3/16	3 3/8	3/4	0.07	650
BS08XL	1/4-20	4	2.0	3/4	1 3/16	5 3/8	3/4	0.10	650
BS10L	5/16-18	2.25	1.5	7/8	1 7/16	3 13/16	15/16	0.13	1,200
BS10XL	5/16-18	4.25	2.5	7/8	1 7/16	5 13/16	15/16	0.17	1,200
BS12L	3/8-16	2.50	1.5	1	1 11/16	4 21/32	1 1/8	0.22	1,550
BS12XL	3/8-16	4.50	2.0	1	1 11/16	6 1/32	1 1/8	0.28	1,550
BS16L	1/2-13	3.25	2.0	1 3/16	2 1/8	5 23/32	1 3/8	0.53	2,600
BS16XL	1/2-13	6	3.0	1 3/16	2 1/8	8 15/32	1 3/8	0.67	2,600
BS20L	5/8-11	4	3.0	1 3/8	2 9/16	7	1 21/32	0.96	5,200
BS20XL	5/8-11	6	3.0	1 3/8	2 9/16	9	1 21/32	1.14	5,200
BS24L	3/4-10	4.50	3.0	1 1/2	2 13/16	7 3/4	1 13/16	1.45	7,200
BS24XL	3/4-10	6	3.0	1 1/2	2 13/16	9 1/4	1 13/16	1.63	7,200

Dimensions in Inches

Note: Proof tested in accordance with ASTM A489 and Federal Spec. ANSI B18.15. Traceability and Mechanical test values are available with each shipment upon request.

FEATURES

- Forged.
- Carbon Steel.
- Zinc Plated.
- Includes Assembled Galvanized Hex Nut.

WARNING

RATED CAPACITY LIMIT IS DRASTICALLY REDUCED WHEN LOADING AT ANY ANGLE. LOADING MUST NEVER BE MADE AT AN ANGLE GREATER THAN 45° FROM BOLT CENTERLINE. AT AN ANGLE OF 45° RATED CAPACITY IS REDUCED TO 1/4 OF THE TABULATED VALUE.

Direction of Pull	Rated Capacity
45 degrees	30% of rated capacity
90 degrees	Not recommended



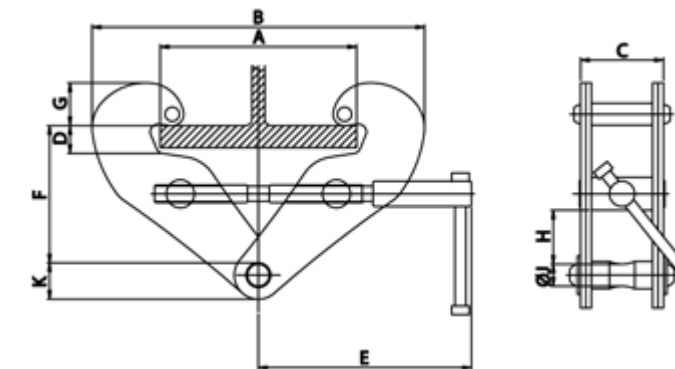
Beam Clamps

Part No.	Lifting Capacity tons	Flange Widths in.	Net Weight lbs.
BC-1	1.0	2.95 - 8.25	8.8
BC-2	2.0	2.95 - 8.25	10.1
BC-3	3.0	2.95 - 12.0	18.5
BC-5	5.0	2.95 - 12.0	21.1

FEATURES

- Available in 1 to 5 ton capacities from 2.95" to 12" flange widths.
- Precision machined adjustment screw allows for quick, easy, and secure clamping to a variety of flange widths.
- Lightweight design and threaded adjustment screw allow for easy portability and installation.
- Compact design requires low headroom.
- Ideal for attaching to steel beams as a semi permanent lifting point to be used in combination with chain hoists & lever hoists.
- Can also be used to lift or transport steel beams.
- Tested to 150% of rated capacity. Test certificate included with every beam clamp.
- CE certified and compliant with ANSI B30.11 specifications.

Beam Clamp Specifications



Capacity tons	Test Load tons	Net Weight lbs.	A inch	B inch	C inch	D inch	E inch	F inch	G inch	J inch	K inch
1	1.5	8.8	3 - 8.3	7.2 - 13	3	1	7.5	5.7 - 4.6	2.1 - 1.5	0.8	1.3
2	3	10.1	3 - 8.3	7.2 - 13	3.3	1	7.5	5.7 - 4.6	2.1 - 1.5	0.8	1.3
3	4.5	18.5	3 - 12	8.4 - 18.1	4.2	1.4	9.5	8.8 - 7.1	2.3 - 1.6	0.9	1.6
5	7.5	22	3 - 12	8.4 - 18.1	4.8	1.4	9.5	8.7 - 7	2.3 - 1.6	1.1	1.8



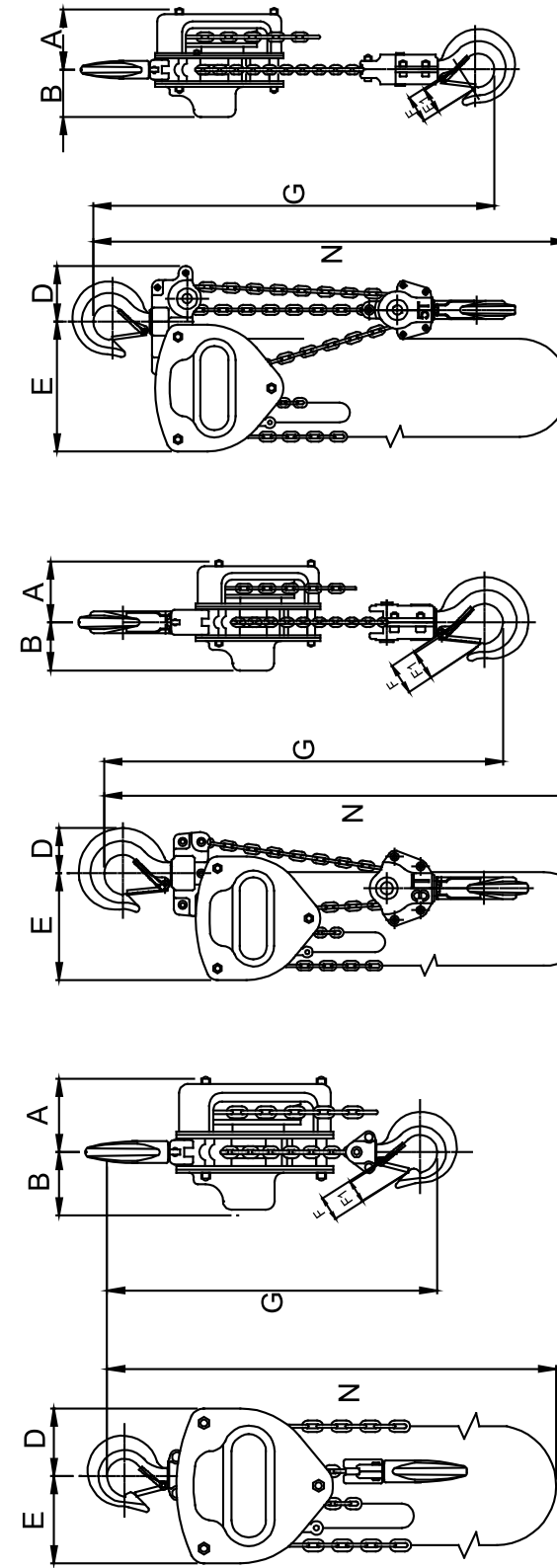
Chain Hoists

Part No.	Lifting Capacity tons	Standard Lift, ft.	Standard Drop, ft.	No. of Chain Falls	Net Weight lbs.
CH-0.5-10	0.5	10	10	1	22.7
CH-0.5-20	0.5	20	20	1	22.7
CH-1-10	1.0	10	10	1	24.5
CH-1-20	1.0	20	20	1	24.5
CH-1.5-10	1.5	10	10	1	34.2
CH-1.5-20	1.5	20	20	1	34.2
CH-2-10	2.0	10	10	1	43.4
CH-2-20	2.0	20	20	1	43.4
CH-3-10	3.0	10	10	2	51.6
CH-3-20	3.0	20	20	2	51.6
CH-5-10	5.0	10	10	3	83.3
CH-5-20	5.0	20	20	3	83.3

FEATURES

- Housing and mechanical components are manufactured from premium grade steel, offering a compact, lightweight, yet exceptionally strong professional grade product.
- DuraShield™ double cover housing for optimum protection of gears, brake, and components from damaging dust, dirt, and grit.
- C-Cure™ safety mechanical brake instantly engages when operation is stopped offering a reliable and safe hold.
- Load chain guide provides smooth operation even at an angle, while protecting the load sheave from dirt and moisture.
- Precision maintenance free sealed bearings increase long-term reliability and reduce pull required to lift loads.
- Abrasion resistant, case hardened load chain is made from heat-treated alloy steel for smooth operation, superior strength, and long-term reliability.
- Marathon-Gears™ are manufactured from premium grade drop forged steel making them extra strong, durable, and corrosion resistant. High precision engineering increases reliability and minimized noise.
- Dropped forged 360° swivelling top and bottom hooks with safety latches help reduce load spin & load chain twist.
- Tested to 150% of rated capacity. Test certificate included with every hoist.
- CE certified and compliant with ANSI B30.16 specifications.

Chain Hoist Specifications



5 Ton

3 Ton

1/2 Ton - 2 Ton

Capacity tons	Test Load tons	Lift Ft	Load Chain Size (inch)	# of Chain Falls	Pull Effort lbs.	Head Room inch	Net Weight lbs.	A inch	B inch	D inch	E inch	N inch	F inch	F1 inch	G inch
0.5	0.75	10	1/4	1	46.2	12	22.7	3.5	2.6	2	3.2	104.4	1.2	1	12
1	1.5	10	1/4	1	55	13.4	24.4	3.5	2.6	2.5	3.4	104.6	1.3	1.1	13.4
1.5	2.25	10	9/32	1	70.4	15.2	34.1	3.7	2.9	3	4.1	104.8	1.5	1.3	15.2
2	3	10	5/16	1	74.8	16.5	43.3	3.9	3	3.3	4.5	105	1.7	1.5	16.5
3	4.5	10	9/32	2	74.8	18.3	51.5	3.7	2.9	2.4	6	105.4	1.7	1.5	18.3
5	7.5	10	5/16	3	81.4	22.6	83.2	3.9	3	4.7	8.3	108.3	2.2	2.1	22.6



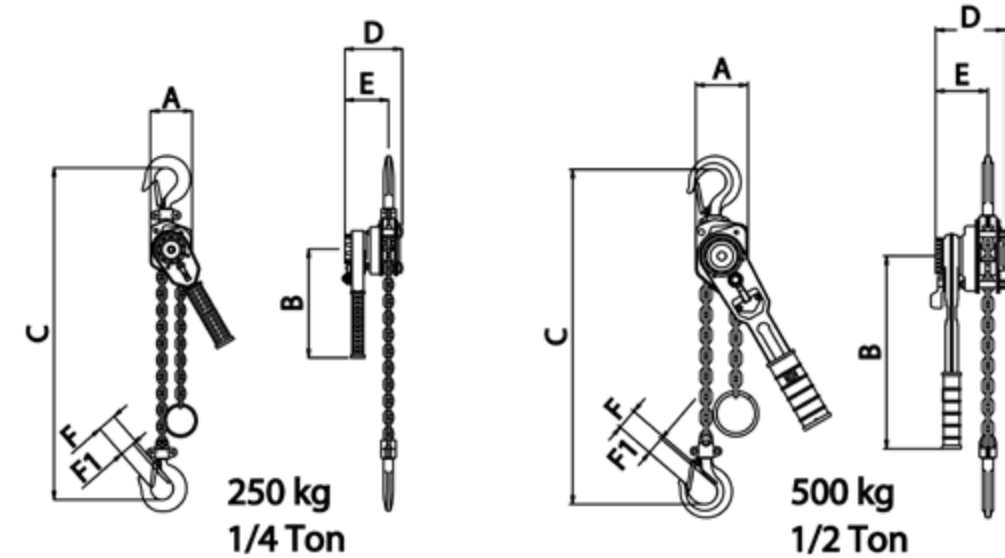
Lever Hoists

Part No.	Lifting Capacity tons	Standard Lift, ft.	Net Weight lbs.	Pull to Lift lbs.
LH-0.25-3	0.25	3	4.0	66
LH-0.5-3	0.50	3	8.0	75
LH-0.75-5	0.75	5	15.2	48
LH-1.5-5	1.5	5	22.0	57
LH-3-5	3.0	5	38.8	84

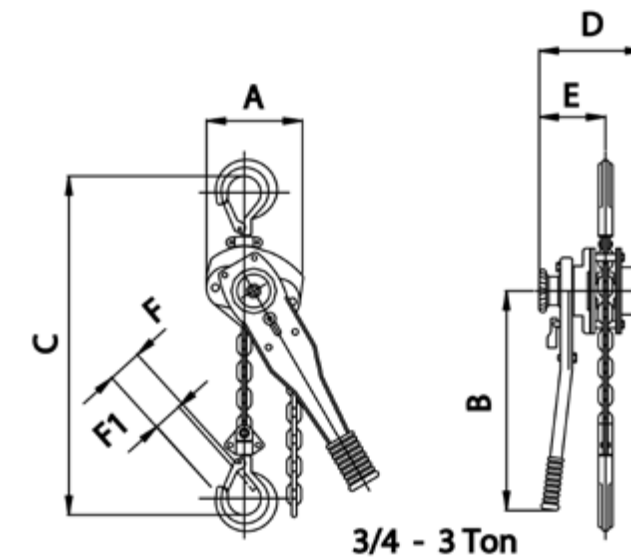
FEATURES

- Available in 1/4 to 1/2 ton capacities with standard 3 ft. and 3/4 ton to 3 ton capacities with 5 ft. lift.
- Housing and mechanical components are manufactured from premium grade steel, offering a compact, lightweight, yet exceptionally strong professional quality product.
- High impact, lightweight steel housing provides optimum protection of gears, brake, and components from dust, dirt, and grit.
- Direction of pull is quickly and easily controlled via the self-locking change lever.
- Single hand freewheeling is convenient and reliable. Simply turn the change lever to the neutral position. The hoist returns to hoisting mode automatically once load is applied.
- Single piece brake cover and handle design provide added protection from damaging dust, dirt, and grit.
- Marathon-Gears™ are manufactured from premium grade drop forged steel making them extra strong, durable, and corrosion resistant. High precision engineering increases reliability and minimizes noise.
- C-Cure™ safety mechanical brake instantly engages when operation is stopped offering a reliable and safe hold.
- Offset handle with 360° rotation offers added protection and a safe grip and from any operating position.
- Abrasion resistant, case hardened load chain is made from heat-treated alloy steel for smooth operation, superior strength, and long-term reliability.
- Dropped forged 360° swivelling top and bottom hooks with safety latches help reduce load spin and load chain twist.
- 180° angled load chain guide is cast into the housing eliminating fouling and jamming of the chain.
- Tested to 150% of rated capacity. Test certificate included with every hoist.
- CE certified and compliant with ASME B30.21 specifications.

Lever Hoist Specifications



Capacity tons	Test Load tons	Lift ft.	Load Chain Size (inch)	# of Chain Falls	Pull Effort lbs.	Net Weight lbs.	A inch	B inch	C inch	D inch	E inch	F inch	F1 inch
0.25	0.375	3	1/8	1	66	4	2.36	6.14	9.65	3.23	2.48	1.06	0.87
0.5	0.75	3	3/16	1	75	8	2.95	10.9	10.6	3.94	2.95	1.18	1.02



Capacity tons	Test Load tons	Lift ft.	Load Chain Size (inch)	# of Chain Falls	Pull Effort lbs.	Net Weight lbs.	A inch	B inch	C inch	D inch	E inch	F inch	F1 inch
0.75	1.125	5	1/4	1	48.4	15.8	5	9.5	10.8	6.2	3.9	1.2	1
1.5	2.25	5	9/32	1	57.2	22	6	14.2	12.6	6.8	4.1	1.5	1.3
3	4.5	5	3/8	1	83.6	38.9	7.2	14.2	15.7	7.7	4.3	1.7	1.5



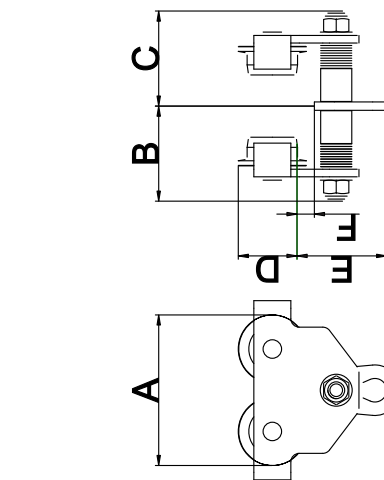
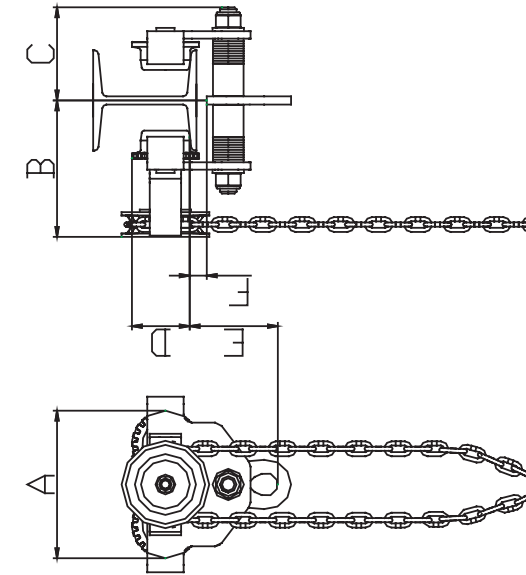
Trolleys

	Part No.	Standard I-Beam Minimum, in. Maximum, in.	Track Width in.	Min. Curve Radius in.	Chain Length ft.	Lifting Capacity tons
Geared	GT-0.5	4.92 x 2.95 x 0.22	2.4 - 5	0.031	8.2	0.5
		9.84 x 4.92 x 0.30				
	GT-1	4.92 x 2.95 x 0.22	2.4 - 5	0.039	8.2	1.0
		9.84 x 4.92 x 0.30				
GT-2	7.09 x 3.94 x 0.24	3.5 - 6.2	0.051	8.2	2.0	
	13.78 x 5.91 x 0.35					
GT-3	7.87 x 3.94 x 0.28	3.5 - 6.2	0.059	8.2	3.0	
	13.78 x 5.91 x 0.35					
Plain	PT-0.5	4.92 x 2.95 x 0.22	2.4 - 5	0.031	N/A	0.5
		9.84 x 4.92 x 0.30				
	PT-1	4.92 x 2.95 x 0.22	2.4 - 5	0.039	N/A	1.0
		9.84 x 4.92 x 0.30				
	PT-2	7.09 x 3.94 x 0.24	3.5 - 6.2	0.051	N/A	2.0
		13.78 x 5.91 x 0.3				
PT-3	7.87 x 3.94 x 0.28	3.5 - 6.2	0.059	N/A	3.0	
	13.78 x 5.91 x 0.35					


FEATURES

- Available in 1/2 to 3 ton capacities from 2.95" to 12" flange widths.
- Fully adjustable to suit most beam sizes. Easily and quickly, change the number of spacers to match the required width.
- Both geared and plain trolley designs feature standard 8" capacity bolts for use on wider beams.
- Rugged steel frames.
- Integrated safety lugs offer additional protection from accidental falling of trolley.
- Precision machined tread wheels have wide and deep flanges to guarantee optimum contact with the beam.
- High performance maintenance free sealed bearings do not require lubrication and are designed for smooth operation and long term reliability.
- Tested to 150% of rated capacity. Test certificate included with every trolley.
- CE certified and compliant with ASME 30.11 specifications.

Plain and Geared Trolley Specifications




Capacity tons	Test Load tons	Beam Size inch	Track Width inch	Min. Curve Radius Ft.	A inch	C inch	D inch	E inch	F inch	B inch	Geared Trolley		Plain Trolley	
											Chain Length ft.	Net Weight lbs.	Chain Length ft.	Net Weight lbs.
0.5	0.75	5 x 3 x 0.2 10 x 5 x 0.3	2.4 - 5	2.6	7	4.3	2.7	1.9	0.6	6.6	8.3	21.6	4.3	13
1	1.5	5 x 3 x 0.2 10 x 5 x 0.3	2.4 - 5	3.3	7.7	4.4	3.1	2	0.6	7	8.3	26	4.4	17.4
2	3	7.1 x 4 x 0.2 13.8 x 6 x 0.3	3.5 - 6.2	4.3	9.2	5.3	3.7	2.8	0.7	7.2	8.3	37.4	5.3	28
3	4.5	8 x 4 x 0.3 13.8 x 6 x 0.3	3.5 - 6.2	5	9.3	5.7	4.4	3.1	0.7	7.2	8.3	56.5	5.7	47



FEATURES & BENEFITS

- Complete range of pullers in a variety of designs and capacities to suit any automotive or industrial application.
- Pullers are available in up to 13 ton capacity, in 2 or 3 leg designs.
- Pressure screw threads are designed for quick, safe and easy adjustment even under load.
- Puller yokes & legs are drop-forged from the highest quality steel ensuring safe removal of stubborn gears, bearings and automotive parts.
- The NEW line of single operator pullers eliminates lost parts and the hassle of adjusting legs/jaws.
- Bearing separators are available individually or in sets in up to 9" capacity.

2 & 3 Leg Pullers	288
Single Operator Pullers.	290
Bearing Separator.	292
Timing Gear Puller	293
Pitman Arm Puller	293
Harmonic Balancer	293
Axle Puller	294
Pilot Bearing Puller	294
Universal Hub Puller	294
Steering Wheel Puller	294
Puller & Separator Sets	295



1 Ton Capacity, Adjustable Jaw Puller

Part No.	Description	Reach max.	Spread max.	Screw Size	Weight
995	2 Jaw	2 1/8"	3 1/4"	5/16"-24 x 3 7/8" lg.	0.3 lb.
996	3 Jaw	2 1/8"	3 1/4"	5/16"-24 x 3 7/8" lg.	0.5 lb.



2 Ton Capacity, Adjustable & Reversible Jaw Puller

Part No.	Description	Reach max.	Spread max.	Screw Size	Weight
999A	2 Jaw	3 3/8"	4"	3/8"-24 x 4 7/8" lg.	0.9 lb.
PO10A	3 Jaw	3 3/8"	4 3/4"	3/8"-24 x 4 7/8" lg.	1.3 lbs.




7 Ton Capacity, reversible Jaw Puller

Part No.	Description	Reach max.	Spread max.	Screw Size	Weight
1002	2 Jaw	5"	9"	1 1/16"-18 x 9" lg.	4.1 lbs.
P012	2/3 Jaw	5"	10 1/2"	1 1/16"-18 x 9" lg.	6.3 lbs.



7 Ton Capacity, Adjustable Jaw Puller

Part No.	Description	Reach max.	Spread max.	Screw Size	Weight
1004	2 Jaw	8 3/4"	9 1/2"	1 1/16"-18 x 9" lg.	5.2 lbs.
P012L	2/3 Jaw	8 3/4"	11"	1 1/16"-18 x 9" lg.	8.1 lbs.




5 Ton Capacity, Reversible Jaw Puller

Part No.	Description	Reach max.	Spread max.	Screw Size	Weight
1001	2 Jaw	3 1/4"	6"	9/16"-20 x 6 15/16" lg.	1.8 lbs.
PO11	2/3 Jaw	3 1/4"	7"	9/16"-20 x 6 15/16" lg.	2.8 lbs.




5 Ton Capacity, Adjustable & Reversible Jaw Puller

Part No.	Description	Reach max.	Spread max.	Screw Size	Weight
999LA	2 Jaw	5 1/2"	6"	9/16"-20 x 6 15/16" lg.	2 lbs.
PO13A	2/3 Jaw	5 1/2"	7"	9/16"-20 x 6 15/16" lg.	3.5 lbs.



13 Ton Capacity, Adjustable Jaw Puller

Part No.	Description	Reach max.	Spread max.	Screw Size	Weight
1003	Std. 2 Jaw	11"	12 1/2"	1 3/16"-16 x 12" lg.	10.5 lbs.
1006	Long 2 Jaw	15 1/4"	15 1/4"	1 3/16"-16 x 12" lg.	11.6 lbs.



13 Ton Capacity, Adjustable Jaw Puller

Part No.	Description	Reach max.	Spread max.	Screw Size	Weight
P014	Std. 2/3 Jaw	11"	14"	1 3/16"-16 x 12" lg.	15.3 lbs.
P017	Long 3 Jaw	15 1/4"	17"	1 3/16"-16 x 12" lg.	16.3 lbs.



CAUTION

- Be sure puller is aligned & jaws are fully seated on part to be pulled.
- Do not modify or heat puller parts; this causes loss of strength and voids the product warranty.
- When possible use a larger sized puller to avoid potential overloading.



P202T


P302T

2 Ton Capacity, Single Operator Puller

Part No.	Description	Reach max.	Spread max.	Screw Size	Weight
P202T	2 Jaw	3"	4 1/2"	5/8"-8 x 7 1/2" lg.	2 lb.
P302T	3 Jaw	3"	4 1/2"	5/8"-8 x 7 1/2" lg.	3 lb.

Single Operator Pullers

- Unique fixed leg design allows for easy one person operation
- Pressure screw threads designed for easy adjustment and high torque application
- Yoke and legs are drop-forged from alloy steel
- Black oxide finish




P205T

P305T

5 Ton Capacity, Single Operator Puller

Part No.	Description	Reach max.	Spread max.	Screw Size	Weight
P205T	2 Jaw	5 1/2"	9 1/2"	3/4"-8 x 11 3/8" lg.	7 lb.
P305T	3 Jaw	5 1/2"	9 1/2"	3/4"-8 x 11 3/8" lg.	8 lb.



P210T

P310T

10 Ton Capacity, Single Operator Puller

Part No.	Description	Reach max.	Spread max.	Screw Size	Weight
P210T	2 Jaw	9"	15"	7/8"-6 x 15 3/4" lg.	17.5 lb.
P310T	3 Jaw	9"	15"	7/8"-6 x 15 3/4" lg.	19 lb.

3 Ton Capacity, Single Operator Puller

Part No.	Description	Reach max.	Spread max.	Screw Size	Weight
P2303T	2/3 Jaw	4 3/4"	7"	5/8"-8 x 7 1/2"	2.9 lb.

Single Operator Pullers

- Unique fixed leg design allows for easy one person operation
- Pressure screw threads designed for easy adjustment and high torque application
- Yoke and legs are drop-forged from alloy steel
- Black oxide finish

8 Ton Capacity, Single Operator Puller

Part No.	Description	Reach max.	Spread max.	Screw Size	Weight
P2308T	2/3 Jaw	8 1/4"	11 3/4"	3/4"-8 x 11 3/8"	8.2 lb.


12 Ton Capacity, Single Operator Puller

Part No.	Description	Reach max.	Spread max.	Screw Size	Weight
P2312T	2/3 Jaw	10"	17 1/4"	7/8"-6 x 15 3/4" lg.	20 lb.



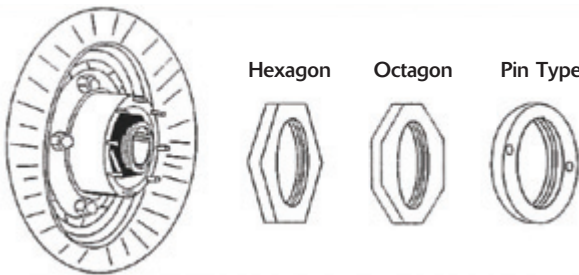
Heavy Duty Adjustable Wheel Bearing Lock Nut Wrench

Part No.	Description
AN100	Adjustable jaws with lock fitting suitable for both hexagon and octagon wheel bearing lock nuts.



FEATURES

- Capacity:
 - 6 pt. lock nut: 1 13/16" (46mm) to 5 1/16" (128mm).
 - 8 pt. lock nut: 2 3/8" (60mm) to 5 1/8" (130mm).
- Three pairs of pins included, diameters: 1/4" (6mm), 5/16" (8mm) and 3/8" (10mm).
- To be used with 3/4" dr. breaker bar or ratchet.
- Designed for professional usage.



Bearing Separator

Part No.	Description	Threads	Weight
P500	1/4" - 1 5/16" capacity	5/16" - 18	0.6 lb.

Can be used with No. 995, 999A and PO10A



Bearing Separator

Part No.	Description	Threads	Weight
P509	1/2" - 9" capacity	5/8" - 18	12.5 lb.

Can be used with No. 1003, 1006, PO14 and PO17



Pulley Pulling Attachment

Part No.	Description	Threads	Weight
P507	1 3/4" - 5 7/8" capacity	5/8" - 18	4.3 lb.

Can be used with No. P312, 1002, PO12, 1004 and PO12L



Bearing Separator

Part No.	Description	Threads	Weight
P501	0" - 2 1/4" capacity	7/16" - 20	1.4 lbs.

Can be used with No. 1001, PO11, 999LA, PO13A or P309

Part No.	Description	Threads	Weight
P503	0" - 4 1/4" capacity	5/8" - 18	5.5 lbs.

Can be used with No. 1002, PO12, 1004, PO12L



Triangle Separators

Part No.	Opening Capacity	Weight
P3160	1 1/16" - 6 1/4"	5 lbs.
P3210	2" - 8 1/4"	12 lbs.



Timing Gear Puller

Part No.	Screw Size	Spread Range	Block Opening	Block Dimensions	Weight
P309	3/8"-16" x 13lg	1 1/2" to 4 1/4"	7/16"	4 7/8" x 1 3/16"	1.6 lbs.

*Use for servicing crankshaft pulleys & timing gears



Pilot Bearing Puller

Part No.	Description	Jaw Spread	Centre Rod	Weight
P498	2-Jaw Slide Hammer	1/2" to 1 1/2"	1/2"-13" x 13 lg.	3.6 lbs.



10 Ton Capacity, Large Gear and Pulley Puller

Part No.	Screw Size	Spread Range	Block Opening	Block Dimensions	Weight
P310	3/4"-16" x 11 5/8"	2" to 7 3/4"	9/16"	8 1/4" x 1 3/8" x 1"	4.4 lbs.



Pitman Arm Puller


Part No.	Description	Weight
P190	Pulls tie rod ends on front wheel drive cars	2.0 lbs.



Harmonic Balancer Puller

Part No.	Description	Weight
P200	Span 1 1/2" to 4 1/2", 6 ton 2-Way	2.5 lbs.

- Contains 5 sets of side bolts, includes:
- 2 each: 3/8" - 16" x 4"
 - 3 each: 3/8" - 24" x 2"
 - 3 each: 5/16" - 18" x 2"
 - 3 each: M8 - 1.25" x 80mm
 - 3 each: M10 - 1.50" x 50mm



Axle Puller - Flange Type

Part No.	Description	Sliding Hammer	Centre Rod	Weight
P499	Flange-Type, Bolt Circle range 4 1/2" to 5 1/2"	5 lbs.	5/8" - 18" x 32"	9.4 lbs.



Pilot Bearing Puller

Part No.	Description	Weight
88110	Range 1/2" to 1 1/2" inside diameter	1.7 lbs



**PO40 Lock-On Jaw Puller Set, 6 Ton Capacity
2 Jaw / 3 Jaw Internal and External**

Description	Assembly	Inside Spread	Outside Spread
2-Jaw	2 short legs	1 1/2" - 4 1/2"	3/4" - 5"
	3 long legs	2 3/4" - 5 1/2"	3/4" - 7 1/2"
3-Jaw	2 short legs	1 1/2" - 4 3/4"	1" - 4 1/2"
	3 long legs	3 1/4" - 6 1/4"	1" - 6 1/4"

Weight: 6.8 lbs.



PO50A 4" Gear Puller Set, 2 Ton Capacity

Description	Reach Max	Spread Max	Screw Size
2-Jaw	3 3/8"	4"	3/8" - 24" x 4 7/8" lg.
3-Jaw	3 3/8"	4 3/4"	3/8" - 24" x 4 7/8" lg.

Assembles to make two standard reversible gear pullers.
Weight: 1.5 lbs.



Universal Hub Puller

Part No.	Description	Centre Screw	Weight
827	Universal Hub Puller, with 1 1/8" hex head	1" - 14" x 9"	9.0 lbs.

Three legs can be adjusted to an 8" diameter bolt circle.



Steering Wheel Puller

Part No.	Description	Weight
P187	Steering-Wheel Puller	2.2 lbs.

Includes five sets of side bolts:
 2 each: 1/4" - 28" x 3" 2 each: 5/16" - 24" x 3 1/2"
 2 each: 5/16" - 28" x 4 1/2" 2 each: 3/8" - 16" x 4"
 2 each: M8 - 1.25" x 80mm



PO60A 6", 7" Gear Puller Set, 5 Ton Capacity

Description	Reach Max	Spread Max	Screw Size
2-Jaw	3 1/4"	6"	9/16" - 20" x 6 15/16" lg.
3 Jaw	3 1/4"	7"	9/16" - 20" x 6 15/16" lg.
2-Jaw	5 1/2"	6"	9/16" - 20" x 6 15/16" lg.
3 Jaw	5 1/2"	7"	9/16" - 20" x 6 15/16" lg.

Assembles to make four standard reversible gear pullers.
Weight: 4.0 lbs.



PO70 9", 10", 11" Gear Puller Set, 7 Ton Capacity

Description	Reach Max	Spread Max	Screw Size
2-Jaw	5 1/2"	9"	1 1/16" - 18" x 9" lg.
2 and 3 Jaw	5 1/2"	10"	1 1/16" - 18" x 9" lg.
2-Jaw	9"	10"	1 1/16" - 18" x 9" lg.
2 and 3 Jaw	9"	11"	1 1/16" - 18" x 9" lg.

Assembles to make 2 adjustable and 2 reversible gear pullers.
Weight: 10.7 lbs.



P210
Harmonic Balancer & Steering Wheel Puller Set

Includes eight sets of side bolts:

- 3 each: 3/8" - 16" x 4"
 - 3 each: 5/16" - 18" x 2"
 - 3 each: M10 - 1.50" x 50mm
 - 2 each: 1/4" - 28" x 3"
 - 2 each: 5/16" - 24" x 3 1/2"
 - 3 each: 3/8" - 24" x 2"
 - 3 each: M8 - 1.25" x 80mm
 - 2 each: 1/4" - 28" x 3"
 - 3 each: 5/16" - 18" x 4 1/2"
- Weight: 4.0 lbs.



P50109
2 Pieces Bearing Separator Puller Set

Part No.	Description
P501	0" - 2 1/4" capacity
P309	Timing gear puller

Weight: 3.0 lbs.



P5013A
2 Pieces Bearing Separator Set

Part No.	Description
P501	0" - 2 1/4" capacity
P503	0" - 4 1/4" capacity

Weight: 6.9 lbs.



Puller Bearing Separator, 5 Ton Capacity

Part No.	Description	Weight
P293	Puller Bearing Separator Set	10 lb.

Includes:
 Two bearing separators (2" & 3")
 Four sets of extension shafts
 5" Cross slide puller with center screw (9/16"-10 x 7")
 Blow molded carrying case



Multipurpose Bearing/Puller Set

Part No.	Description	Weight
P300	Puller Bearing Separator Set	9.3 lb.

Includes:
 One pressure screw 3/4" - 16 x 7 1/4" long
 One pressure screw 3/4" - 16 x 5 1/2" long
 One yoke bar - 3 pin hole, spread range 3 1/4" to 5 1/2"
 One yoke bar - 2 pin hole, spread range 2 3/8" to 3 3/8"
 Two adjustable clamp bolts
 Two jaw pins with spring ball
 Three pairs of puller jaws: 1 3/8" max, 1 5/8" max, 1 3/4" max
 Three pairs of hex capped bolts
 Blow molded carrying case
 Use on Pitman arms, timing gear, bearing alternators, power steering, harmonic pulleys, and crankshaft pulleys.



Slide Hammer Puller Set

Part No.	Description	Weight
P495	Slide Hammer Puller Set	18.5 lb.

Includes:
 5 lb. slide hammer
 2-way block
 3-way block
 Cone block
 3 Internal/external jaw 6 1/2"
 3 Internal/external jaw 3 3/4"
 3 Pilot bearing jaws 2 3/8"
 Front hub puller
 Small yoke puller
 Center screw
 Dent puller attachment
 Grip wrench adapter with single lead
 Puller hook
 Blow molded carrying case

PO10T
3 Pieces Push Puller Set

Part No.	Description
P309	Timing Gear Puller Spread range 1" z" - 4 1/4" One center screw 5/8" - 18 x 5 1/2" long Two hex head cap screw (3/8" - 16 x 3") One extra center screw 5/8" - 18 x 13" long (Ideal for use with P309)
P310	Large Gear and Pulley Puller Spread range 2" to 7 3/4" One center screw 3/4" - 16 x 11 5/8" long Cap screws not included
P312	10 Ton Push Puller Reach Max: 8 1/4" Spread range: 2 1/8" to 7 1/4" One 1/2" center screw 3/4" - 16 x 12" long, tip end threaded 5/8" - 18 One center nut Two sliding plates with hex nut Two legs 6 3/4" long with tip end threaded 5/8" - 18 Two end caps 1 1/2" long Can be used with P503 and P507 Plastic spare parts container (empty) Blow molded carrying case





Extractors	300
Stud Removers	301
Rethreading & Tapping.	301
Drill Bits.	305
Hacksaw	306
Utility Knives	306
Deburring Tools.	308
Tube & Pipe Cutters	309
Flaring.	310
Plumbing Tools	312
Mirrors & Magnetic Tools	313
Automotive	318
Scrapers.	321
Measuring Tools	323
Marking.	324
Replacement Parts	325



Straight Type Extractor

Part No.	Screw, stud or bolt size	Use drill Size	Min. hole depth	Pipe Size
SE50-1	1/4", 15/16"	1/8"	3/8"	—
SE50-2	3/8"	3/16"	1/2"	—
SE50-3	7/16"	15/64"	1/2"	1/8"
SE50-4	1/2", 9/16"	15/16"	1/2"	1/4"
SE50-5	5/8"	3/8"	5/8"	3/8"
SE50-6	3/4"	15/32"	11/16"	—
SE50-7	7/8"	9/16"	11/16"	1/2"
SE50-8	1", 1 1/8"	21/32"	3/4"	1/2"
SE50-9	1 1/4", 1 3/8"	13/16"	3/4"	3/4"



Left-hand Spiral Tapered Flute Extractor

Part No.	Removes screw size	Use drill size
EX1	1/8"-5/32" / 3-4mm	5/64" / 1.8mm
EX2	3/16"-9/32" / 5-7mm	7/64" / 2.6mm
EX3	15/16"-3/8" / 8-10mm	5/32" / 3.7mm
EX4	7/16"-3/8" / 11-14mm	1/4" / 5.5mm
EX5	3/8"-11/16" / 16-18mm	18/64" / 7mm
EX6	5/8"-7/8" / 16-22mm	13/32" / 10mm



**No. S35P
5 Pieces Left Hand Spiral Tapered Flute Extractor Set**

Contains: EX1, EX2, EX3, EX4, EX5
Includes Pouch



**No. SE1410
10 Pieces Combination Screw Extractor & Drill Set**

Contains:
5 cobalt high speed M35 steel jobber drill bits
5/64" - 9/32" and 5 left hand spiral tapered flute extractors EX1-EX5.
Includes Metal Drill Index 90773




**No. SE50C
5 Pieces Straight Type Extractor Set**

Contains: SE50-1, SE50-2, SE50-3, SE50-4, SE50-5
Includes Pouch



**No. SE70C
7 Pieces Straight Type Extractor Set**

Contains: SE50-1, SE50-2, SE50-3, SE50-4, SE50-5, SE50-6, SE50-7
Includes Pouch



Stud Removers

Part No.	Description	Length
2591A	1/2" Dr. 1/4" to 9/16"	2"
19	1/2" Dr. 1/4" to 3/4"	2"



Ratcheting Tap Wrenches - Reversible

Part No.	Tap Sizes	Jaw Capacity
G52/1	0.118" - 0.315" (3-8mm)	0.078" - 0.197" (2-5mm)
G52/2	0.078" - 0.472" (5-12mm)	0.177" - 0.315" (4.5-8mm)



Rethreading Kit

Part No.	No. Pieces	Contents
91942	42	Includes 19 taps, 21 dies, of NC, NF and metric sizes, including 2 thread files.

Includes Custom Molded Plastic Case.



Rethreading Kit

Part No.	No. Pieces	Contents
91953	53	Includes 19 taps, 32 dies, of NC, NF and metric sizes, including 2 thread files.

Includes Custom Molded Plastic Case.



SAE Coarse Taps

Part No.	Description
91108	1/4"-20 TPI
91110	5/16"-18 TPI
91112	3/8"-16 TPI
91114	7/16"-14 TPI
91116	1/2"-13 TPI
91118	9/16"-12 TPI




SAE Fine Taps

Part No.	Description
91208	1/4"-28 TPI
91210	5/16"-24 TPI
91212	3/8"-24 TPI
91214	7/16"-20 TPI
91216	1/2"-20 TPI
91218	9/16"-18 TPI




SAE Fine Dies

Part No.	Description
91308	1/4"-28 TPI
91310	5/16"-24 TPI
91312	3/8"-24 TPI
91314	7/16"-20 TPI
91316	1/2"-20 TPI
91318	9/16"-18 TPI
91320	5/8"-18 TPI
91324	3/4"-16 TPI
91325	3/4"-20 TPI



SAE Coarse Dies

Part No.	Description
91408	1/4"-20 TPI
91410	5/16"-18 TPI
91412	3/8"-16 TPI
91414	7/16"-14 TPI
91416	1/2"-13 TPI
91418	9/16"-12 TPI
91420	5/8"-11 TPI
91424	3/4"-10 TPI



Thread Restorer Set - External Type

Part No.	Description
C7TR	NC-USS Coarse: 1/4", 5/16", 3/8", 7/16", 1/2", 9/16", 5/8"
F7TR	NF-SAE Fine: 1/4", 5/16", 3/8", 7/16", 1/2", 9/16", 5/8"



Thread Restorers - External Type

Part No.	Description
TR1T	Threads per inch: 11, 12, 13, 14, 16, 18, 20, 24
TR2T	Threads per inch: 9, 10, 12, 16, 20, 27, 28, 32
TRM1	Threads per mm: .75, 1, 1.25, 1.5, 1.75, 2, 2.5, 3



Metric Dies

Part No.	Description
91505	6mm x 1.00mm
91506	6mm x 1.25mm
91507	7mm x 1.00mm
91508	8mm x 1.00mm
91509	8mm x 1.25mm
91510	8mm x 1.50mm
91511	10mm x 1.00mm
91512	10mm x 1.25mm
91515	10mm x 1.50mm
91522	12mm x 1.25mm
91525	12mm x 1.50mm
91527	12mm x 1.75mm
91542	14mm x 1.25mm
91545	14mm x 1.50mm
91555	20mm x 1.50mm



Metric Taps

Part No.	Description
91610	6mm x 1.00mm
91611	8mm x 1.25mm
91612	10mm x 1.25mm
91615	10mm x 1.50mm
91622	12mm x 1.25mm
91625	12mm x 1.50mm
91627	12mm x 1.75mm



92340
40 Pieces Carbon Tap and Die Set Standard

Contains:
Carbon tap and die set, NC/NF, with taps and 1" O.D. round dies:
4-40, 6-32, 8-32, 10-24, 10-32, 12-24, 1/4"-20, 1/4"-28, 5/16"-18, 5/16"-24,
3/8"-16, 3/8"-24, 7/16"-14, 7/16"-20, 1/2"-13, 1/2"-20, 1/8"-27 NPT, 1 Die
Stock, Screw Pitch Gauge, 2 Tap Wrenches, Screwdriver
Includes Plastic Storage Case



92440
40 Pieces Carbon Tap and Die Set Metric

Contains:
Carbon tap and die set, NC/NF, with taps and
1" O.D. round dies: 3 x 0.5, 3 x 0.6, 4 x 0.7,
4 x 0.75, 5 x 0.8, 5 x 0.9, 6 x 0.75, 6 x 1.0, 7 x 0.75,
7 x 1.01, 8 x 1.0, 8 x 1.25, 10 x 1.25, 10 x 1.5,
12 x 1.5, 12 x 1.75, 1/8"-27 NPT, 1 Die Stock,
Screw Pitch Gauge, 2 Tap Wrenches and Screwdriver
Includes Plastic Storage Case



92129
29 Pieces SAE Cobalt High Speed
Steel Drill Bit Set

Contains:
1/16" - 1/2" x 64ths, Jobber length 135° split point,
Grade: M35 Steel, Spec. NAS 907J
Includes Metal Drill Index Case



92125M
25 Pieces Metric Cobalt High Speed
Steel Drill Bit Set

Contains:
1 - 13mm, Jobber length 135 split point,
Grade: M35 Steel, Spec. DIN1412-ANSI
Standard N
Includes plastic storage case.

2599
18 Pieces Combination Tap and Drill Set

Contains:
9 high speed standard hand taps, 6-32 to 1/2" - 13
NC featuring ground threads and 60° thread form
with 9 matching high speed jobber drills.
Includes Metal Drill Index (90068)



SAE Individual Cobalt Bits

Part No.	Size	Overall Length
9210-1/16	1/16"	1 7/8"
9210-5/64	5/64"	2"
9210-3/32	3/32"	2 1/4"
9210-7/64	7/64"	2 5/8"
9210-1/8	1/8"	2 3/4"
9210-9/64	9/64"	2 7/8"
9210-5/32	5/32"	3 1/8"
9210-11/64	11/64"	3 1/4"
9210-3/16	3/16"	3 1/2"
9210-13/64	13/64"	3 5/8"
9210-7/32	7/32"	3 3/4"
9210-15/64	15/64"	3 7/8"
9210-1/4	1/4"	4"
9210-17/64	17/64"	4 1/8"
9210-9/32	9/32"	4 1/4"
9210-19/64	19/64"	4 3/8"
9210-5/16	5/16"	4 3/16"
9210-21/64	21/64"	4 5/8"
9210-11/32	11/32"	4 3/4"
9210-23/64	23/64"	4 7/8"
9210-3/8	3/8"	4 5/8"
9210-25/64	25/64"	5 1/8"
9210-13/32	13/32"	5 1/4"
9210-27/64	27/64"	5 3/8"
9210-7/16	7/16"	5 1/2"
9210-29/64	29/64"	5 5/8"
9210-15/32	15/32"	5 3/4"
9210-31/64	31/64"	5 7/8"
9210-1/2	1/2"	6"

Metric Individual Cobalt Bits

Part No.	Size	Overall Length
9210-1M	1mm	34mm
9210-1.5M	1.5mm	40mm
9210-2M	2mm	49mm
9210-2.5M	2.5mm	57mm
9210-3M	3mm	61mm
9210-3.5	3.5mm	70mm
9210-4M	4mm	75mm
9210-4.5M	4.5mm	80mm
9210-5M	5mm	86mm
9210-5.5M	5.5mm	93mm
9210-6M	6mm	93mm
9210-6.5M	6.5mm	101mm
9210-7M	7mm	109mm
9210-7.5M	7.5mm	109mm
9210-8M	8mm	117mm
9210-8.5M	8.5mm	117mm
9210-9M	9mm	125mm
9210-9.5M	9.5mm	125mm
9210-10M	10mm	133mm
9210-10.5M	10.5mm	133mm
9210-11M	11mm	142mm
9210-11.5M	11.5mm	142mm
9210-12M	12mm	151mm
9210-12.5M	12.5mm	151mm
9210-13M	13mm	151mm




Hacksaw

Part No.	Description
2682HD	<p>Premium industrial strength hacksaw</p> <ul style="list-style-type: none"> Cuts ferrous and non ferrous metals and other materials. Unique 2 step quick blade change action. 12" blade is adjustable to 45° and 90°. Blade tension lever integrated into handle for quick change of blades. <p>Supplied complete with top quality bi-metal HSS 24 tpi blade.</p> <ul style="list-style-type: none"> Flexible high speed teeth welded to top quality alloy steel backing. 1/2" wide lacquered blade provides superior cutting efficiency with maximum safety. Comfortable fully insulated molded handle. Spare blade storage area located in black frame.



6" Blade Mini Hacksaw


Part No.	Description
2612HS	<p>Professional grade industrial mini hacksaw.</p> <ul style="list-style-type: none"> Six blade angle settings. Sturdy oval aluminum frame for greater cutting depth. Cushioned comfort grip handle. <p>Replacement blade: 2612HS-BLD</p>



206-KBL

Screw-Lock Utility Knife

Part No.	Description	Replacement Blades
206	<p>Heavy Duty Utility Knife</p> <ul style="list-style-type: none"> Handle stores extra blades. Easy to remove and install blades. Comfort grip handle. Includes 3 blades. 	206-KBL (Pkg. 5)



Utility Knife Blades

Part No.	Description	Quantity of blades per pack
GB-10BH	G-Blades: 18mm x 0.6mm	10
HB-10BH	H-Blades: 25mm x 0.7mm	10
LB-10BH	L-Blades: 18mm x 0.5mm	10
SB-10BH	S-Blades: 8mm x 0.38 mm	10

- High-tempered steel for a harder blade that holds its edge longer.
- Double-honed to stay sharper.
- Compatible with all brands of knives.
- G-blades are 20% thicker than L- blades, for heavy-duty use.



Screw-Lock Utility Knife

Part No.	Description	Replacement Blade
G-16	<ul style="list-style-type: none"> Screw-locking blade slider. Ergonomic rubber grips on top and bottom. One Power Black high-tempered steel G-blade loaded, and two Power Black spare G-blades in the handle. Can be reloaded with L- or thicker G-blades. 	GB-10BH



Extra Heavy Duty Utility Knife

Part No.	Description	Replacement Blade
H-12	<ul style="list-style-type: none"> Screw locking blade slider. Loaded with one BlackMax high-tempered black steel blade loaded. 	HB-10BH



Utility Knife

Part No.	Description	Replacement Blades
L-18	Retractable Blade Utility Knife Includes break-away strip of extra blades	LB-10BH



Screw-Lock Utility Knife

Part No.	Description	Replacement Blade
L-19	<ul style="list-style-type: none"> Screw-locking blade slider. One Power Black high-tempered steel blade loaded, and two Power Black spare L-blades in the handle. Can be reloaded with L- or thicker G-blades. 	LB-10BH



Gripfit Autolock Utility Knife

Part No.	Description	Replacement Blade
L-22	<ul style="list-style-type: none"> Auto-locking blade slider. Ergonomic rubber grips on top and bottom. One Power Black high-tempered steel L-blade loaded, and two Power Black L-blades in the handle. Can be reloaded with L- or thicker G-blades. 	LB-10BH



Metal Body Slim Utility Knife

Part No.	Description	Replacement Blade
S-13	<ul style="list-style-type: none"> Locking blade slider. One Power Black high-tempered steel S-blade loaded, and two Power Black spare S-blades included. 	SB-10BH



DT1000
3 Pieces Deburring Tool Set

Contains:
2 high speed steel blades (DT-100) in plastic handle.
Ideal for removing burrs and sharp edges on metal and plastic parts, tubes and fittings.



DT2000
3 Pieces Deburring Tool Set

Contains:
2 high speed steel blades (DT-100) in aluminum handle.
Ideal for removing burrs and sharp edges on metal and plastic parts, tubes and fittings.



DT3000
3 Pieces Deburring Tool Set w/ Telescoping Blade Holder

Contains:
2 high speed steel blades (DT-100) in aluminum handle.
Ideal for removing burrs and sharp edges on metal and plastic parts, tubes and fittings.



Deburring Tool Set with Telescoping Blade Holder

Part No.	Description	Replacement Bits Set
DT4000	Includes 2 high speed steel blades in aluminum handle • Shank diameter 2.5mm (3/32") • Shaft extends up to 4" • OAL 11" - 15" • Extra blade storage in handle	DT-10-5

Ideal for removing burrs and sharp edges on metal and plastic parts, tubes and fittings.



5 Pieces Deburring Blade Sets

Part No.	Fits	Description
DS-100-5	DT1000, DT2000 or DT3000	Cuts right and left
DT-100-5	DT1000, DT2000 or DT3000	Cuts right only
DT-10-5	DT4000	Cuts right only Shank diameter 2.5mm (3/32")

H.S.S. blade ideal for metal and plastic



SR-100-2
2 Pieces Scriber Blade Set

H.S.S. blade ideal for placing marks on metal and plastic surfaces.
Fits DT1000, DT2000 or DT3000 and most competitors handles.

Universal Pipe, Tube & Hose Cutter

Part No.	Description	Replacement Blade
62642	Cuts all types of plastic, rubber and KEVLAR® reinforced pipe, tube and hose. • Capacity: O.D. 1 5/64" - 1 5/8" (6mm - 42mm) I.D. 1 3/8" Ø (36mm) • Easily cuts P.V.C., C.P.V.C., polyethylene, and KEVLAR® pipe. • Replaceable stainless steel blade. • Incremental cutting action avoids cracking the work piece. • Spring loaded trigger and reset mechanism. • Smooth accurate cuts. • Die cast aluminum alloy body. • Ideal for use in confined spaces. • Corrosion and wear resistant.	62642-BLD



Heavy Duty Pipe Cutter

Part No.	Description	Replacement Blade
65042	Cuts all types of plastic, rubber and KEVLAR® reinforced pipe, tube and hose. • Capacity: O.D. 1 5/8" (42mm) I.D. 1 3/8" Ø (36mm) • Easily cuts P.V.C., C.P.V.C., polyethylene, and KEVLAR® pipe. • Corrosion and wear resistant. • Deburring tool included.	65042-BLD



Tube and Pipe Cutters

Part No.	Description	Replacement Blades
84122	Cuts tubing 1/8" to 5/8" O.D.	84100
84130*	Cuts tubing 1/8" to 1 1/8" O.D. with retractable locking reamer	84100
84142*	Cuts tubing 1/4" to 1 5/8" O.D. with retractable locking reamer	84100
84167*	Cuts tubing 1/4" to 2 1/2" O.D. with retractable locking reamer	84100
	Above cutters are designed to cut soft copper and steel brake tubing.	
84172	Cuts steel pipes 1/8" to 2" O.D. T-handle style	84120

*Includes replacement cutting wheel in handle



Includes deburring tool.

89657 11 Piece Double Flaring Tool Set w/Tube Cutter

Contains:
7 dies, 3/16", 1/4", 5/16", 3/8", 7/16", 1/2", 5/8" O.D. Tube dia.
Tubing, Yoke Assembly, Bar Assembly, Handle and 84130 Tube Cutter. 45° Flare.
Includes Custom Molded Case



Replacement Parts for 89657

Part No.	Tube Dia. O.D.
89657-1	3/16"
89657-2	1/4"
89657-3	5/16"
89657-4	3/8"
89657-5	1/2"
89657-6	7/16"
89657-7	5/8"
89657-BAR	Bar Assembly
89657-YKA	Yoke Assembly

RF163 8 Piece Double Flaring Tool Set

Contains:
5 dies, 3/16", 1/4", 5/16", 3/8", 1/2" O.D. Tube Dia.,
Yoke assembly, bar assembly & handle. 45° Flare.
Includes Custom Molded Case

Replacement Dies for RF163

Part No.	Tube Dia. O.D.
RF163-1	3/16"
RF163-2	1/4"
RF163-3	5/16"
RF163-4	3/8"
RF163-5	1/2"



89656 8 Piece I.S.O. Metric Bubble Flaring Tool Set

Contains:
4 dies, 4.75mm, 6.0mm, 8.0mm, 10.0mm O.D. Tube Dia.
Yoke assembly, Bar Assembly, Reamer and Wrench.
For automotive brake systems.
Includes Custom Molded Case

Replacement Parts for 89656

Part No.	Tube Dia. O.D.
89656-1	4.75
89656-2	6.0
89656-3	8.0
89656-4	10.0
89656-6	Bar Assembly
89656-7	Yoke Assembly
89656-9	Combination wrench and height gauge





Tube Bender - Single Head

Part No.	Outside Diameter	Overall Length
TB108	1/4"	11 1/2"
TB110	5/16"	12 1/2"
TB112	3/8"	13 1/2"
TB116	1/2"	17 1/2"
TB120	5/8"	18 1/2"


FEATURES

- Bends up to 180°.
- Makes smooth tight radius bends with minimum effort.
- Ideal for bending soft copper and aluminum tubing only.
- Easy to read calibrated markings allow for precise bends.
- Open side type slips over tube at any point.
- Steel handle with cushion grip.



65004
4 Way Key Wrench


Fits sillcocks or spigots sizes: 1/4", 9/32", 5/16", 11/32" (6mm, 7mm, 8mm, 9mm)



Basin Wrench

Part No.	Capacity	Overall Length
BW1011	3/8 - 1 1/4"	11"


- For installation and removal of nuts in hard to reach places and faucet fittings on wash basins and sinks.
- Spring loaded forged alloy jaws.
- Forged steel jaws turn 180° for great flexibility.



Telescoping Basin Wrench

Part No.	Capacity	Overall Length
BWT1016	3/8 - 1 1/4"	11" - 17"

- Extends from 11" to 17"
- For installation and removal of nuts in hard to reach places and faucet fittings on wash basins and sinks.
- Spring loaded forged alloy jaws.
- Forged steel jaws turn 180° for great flexibility.




Inspection Mirrors

Part No.	Description	Length
CF143	Pocket Circular with Clip, 1 1/4"	8"
CF144	Pocket Circular with Clip, 7/8"	7 1/2"



Telescopic Inspection Mirror

Part No.	Description	Length
CF146	2 1/4" Telescopic circular glass swivel head	10-14"



Telescopic Inspection Mirror

Part No.	Description	Length
CF147	Telescopic Rectangular, 2 1/8" x 3 1/2"	11 1/4 to 15 1/4"
CF147-RM	Replacement mirror	



Inspection Mirror

Part No.	Description	Length
CF145	Pocket Oval with Clip, 1" x 2"	8 1/2"



Inspection Mirror

Part No.	Description	Length
89317	Spring controlled inspection mirror 90° movement, 1 11/16" x 2 17/32"	16 1/4"
89317-RM	Replacement mirror	



Telescopic Inspection Mirror

Part No.	Description	Reach
89905	1 3/4" x 1 3/4" square glass mirror	9 to 35 1/2"
89905-RM	Replacement mirror	



Telescopic Inspection Mirror

Part No.	Description	Reach
89906	1 3/4" x 2 1/2" rectangular glass mirror • Swivel head	10 to 36"
89906-RM	Replacement Mirror	
89907	2 1/2" x 3 1/2" rectangular glass mirror • Swivel head	10 1/2 to 37"
89907-RM	Replacement Mirror	



Telescopic Inspection Mirror

Part No.	Description	Reach
89911	3 3/4" circular glass mirror • Swivel head	20 to 32"
89911-RM	Replacement mirror	


Telescopic Magnetic Pick Up Tool

Part No.	Description	Reach
89901	Telescopic magnetic pick up tool • Heavy duty 1/4" dia. magnet holds up to 5 lbs.	7 to 33 1/2"
89902	Telescopic magnetic pick up tool • Heavy duty 7/16" dia. magnet holds up to 14 lbs.	7 to 33 1/2"



Telescopic Magnetic Pick Up Tool

Part No.	Description	Reach
89903	Swivel head magnetic pick up tool • Heavy duty 7/16" dia. magnet holds up to 14 lbs.	7 1/2 to 34"



Heavy duty magnet

Telescopic Magnetic Pick Up Tool

Part No.	Description	Reach
89910	Telescopic magnetic pick up tool • Heavy duty 1 1/8" dia. magnet holds up to 30 lbs.	16 3/4 to 29"



Flexible Magnetic Pick Up Tool

Part No.	Description	Length
89921	Flexible magnetic pick up tool • Heavy duty magnet holds up to 6.6 lbs. • Locates and retrieves small lost parts from difficult to reach areas.	21"




Pickup Tool - Fixed

Part No.	Description	Length
K1	Magnetic - Fixed	9"



Pickup Tools - Telescopic

Part No.	Description	Reach
K2	Magnetic - Telescopic - lifts 2 lbs.	17 to 26 1/2"
89931	Magnetic - Telescopic - lifts 6.5 lbs.	17 to 26 1/2"



Pickup Tool - Flexible

Part No.	Description	Reach
K3	Magnetic - Flexible	18 1/4"




Pickup Tool

Part No.	Description	Reach
K5	Magnetic - Telescopic lifts 1 lb.	5 1/4 to 17 1/4"



Pickup Tools

Part No.	Description	Reach
K9	Mechanical Fingers - Flexible	15"
K4	Mechanical Fingers - Rigid	6"



K906

Pickup Tool


Part No.	Description	Reach
K906	Magnetic - Pocket-clip	6"



K29
2 Piece Pickup Tool Set

Part No.	Description	Reach
K9	Mechanical Fingers - Flexible	15"
K2	Magnetic - Telescopic - lifts 2 lbs	17 to 26 1/2"

Carded



K2906
2 Piece Pickup Tool Set

Part No.	Description	Reach
K2	Magnetic - Telescopic - lifts 2 lbs	17" to 26 1/2"
K906	Magnetic - Pocket-clip	6"

Carded



Tools sold separately.

Magnetic Rectangular Tray

Part No.	Dimensions
89922	9 1/2" x 1 1/4" x 5 1/2"



Parts not included.

Magnetic Parts Bowl

Part No.	Description
89923	6" diameter, attaches to any steel surface

Voltage Tester

Part No.	Description
89701	6-12-24 Volt tester 60" cord
89702	Replacement bulb for 6-12-24 Volt tester



Glaze Breakers - Cylinder Hones

Part No.	Description	Overall Length
CF63	3/4" to 2 1/2"	1 1/8" medium - 220 Grit
CF68	1 1/4" to 3 1/2"	2" medium - 220 Grit
CF61	2" to 5 1/2"	3" medium - 220 Grit
CF62CS	2" to 7"	4" medium - 220 Grit



Replacement Stone Sets - 3 pieces per set

Part No.	Length	Overall Grit	Use On
CF63-34	3/4"	220/Medium	CF63 and CF68
CF63-1	1 1/8"	220/Medium	CF63 and CF68
CF63-14	1 1/8"	320/Fine	CF63 and CF68
CF63-24	2"	320/Fine	CF63 and CF68
CF63-21	2"	220/Medium	CF63 and CF68
CF61-14S	3"	320/Fine	CF61
CF61-12S	3"	220/Medium	CF61
CF61-100	3"	100/Coarse	CF61
CF62-14S	4"	320/Fine	CF62CS
CF62-12S	4"	220/Medium	CF62CS



Nut Breaker

Part No.	Description
170	Capacity: up to 7/16"



Oil Filter Wrench

Part No.	Description	Max. Dia.
XO10	Heavy-duty Filter Wrench	4"



FG35A



FG1



FG23



FG15A

Feeler Gauges

Part No.	Description	Thickness, in.
FG1	10-Blade	.002, .003, .004, .005, .006, .007, .008, .010, .012, .015
FG12*	15-Blade Intermediate	.002, .003, .004, .005, .006, .007, .008, .010, .011, .012, .013, .014, .015, .020, .025
FG2*	25-Blade Master	.0015, .002, .003, .004, .005, .006, .007, .008, .009, .010, .011, .012, .013, .014, .015, .016, .018, .020, .022, .024, .025, .028, .030, .032, .035
FG35A*	35-Blade Full Range	.0015, .002, .003, .004, .005, .006, .007, .008, .009, .010, .011, .012, .013, .014, .015, .016, .017, .018, .019, .020, .021, .022, .023, .024, .025, .026, .027, .028, .029, .030, .031, .032, .033, .034, .035

Ignition

Part No.	Description	Thickness, in.
FG23	6-Blade Brass Non-magnetic 3" x 1/2"	.006, .008, .010, .012, .014, .016
FG15A*	16-Blade 1 3/4" x 1/4"	.011, .012, .013, .014, .015, .016, .017, .018, .019, .020, .022, .024, .025, .028, .030, .032

*Stainless Steel blades



Piston Ring Compressors

Part No.	Description
RC2	Master: 2 1/2" to 5" capacity
RC3	Master: 3 1/2" to 7" capacity
RC4	Truck/Tractor/Diesel: 3 1/2" to 7" capacity



Battery Terminal Cleaner

Part No.	Description
BTC2	Post and Terminal Cleaner



FG30


Metric Standard - 3" x 1/2"

Part No.	Description	Thickness, mm
FG30	25-Blade Full Range	.04, .05, .06, .07, .08, .09, .10, .15, .20, .25, .30, .35, .40, .45, .50, .55, .60, .65, .70, .75, .80, .85, .90, .95, 1.00



Wire Brush

Part No.	Description	Overall Length
840	Wire Brush	14"




FG7A



FG4444

Spark Plug

Part No.	Description	Thickness, in.
FG7A	8 Wire & Electrode Bender	.020, .025, .028, .030, .032, .034, .035, .040 in.
FG4444	Ramp Style	.020 to .100 in. .6 to 2.4 mm



FG275A

FG9

Specialty

Part No.	Description	Thickness, in.
FG9	8-Blade Piston 9 1/4" x 1/2"	.002, .003, .004, .005, .006, .008, .010, .015
FG275A	26-Blade 45° Offset Full Range Extra Length	.011, .012, .013, .014, .015, .016, .017, .018, .019, .020, .021, .022, .023, .024, .025, .026, .027,



Scriber

Part No.	Description	Overall Length
K908	Scriber, Carbide Tipped	6"



Scraper With Retractable Blade

Part No.	Blade Width	Overall Length	Replacement Blades
207	1 1/2"	5"	208-SBL (Pkg. of 5 blades)



Scraper

Part No.	Blade Width	Overall Length
838	1 1/4"	7 1/2"



Scrapers with Acetate Handle

Part No.	Blade Width	Overall Length
838A	1"	12"
839B	1 1/2"	13 1/2"



83839B
2 Piece Scraper Set

Contains: 838 and 839B



Flexible Wire Carbon Scraper

Part No.	Blade Width	Overall Length
89020	1"	9"



Digital Caliper - Metal Cast Housing

Part No.	Description
DC6150	Range: 0 - 6" (0 - 150mm)
DC8200	Range: 0 - 8" (0 - 200mm) <ul style="list-style-type: none"> • Large easy to read LCD display. • Resolution: 0.0005"/0.01mm. • Accuracy 0.001"/0.02mm. • 5 input key: inch/mm, on-off, zero key, hold key and thumb wheel adjustment. • Direct inch/mm conversion. • Zero setting at any position. • Measurements: inside, outside, depth, step. • Stainless steel body. • Metal housing protects electronic components. • Smooth and accurate operation. • Includes plastic molded case and extra battery. • 1 year limited warranty.



83003S
3 Pieces Scraper Set

Part No.	Description	Blade Length	Overall Length	Blade Thickness
83123	6 in 1 Painters Tool 1. Scraper 2. Can opener 3. Compound spreader 4. Nail puller 5. Paint roller remover 6. Surface/crack cleaner	4"	9 1/4"	1/16"
83200	2" Wide Blade Scraper	4 1/4"	9 1/2"	5/64"
83125	1 1/4" Wide Blade Scraper • Stainless steel blade • Comfort grip handle	4 1/4"	9 1/2"	5/64"

*Includes molded tray.



86005
5 Pieces Comfort Grip Hook, Pick & Scraper Set

Part No.	Description	Blade Length	Overall Length
86801	Pick 45° Tip	6"	10"
86802	Pick 90° Tip	6"	10"
86803	Pick Hook Tip	6"	10"
86804	Pick Straight Tip	6"	10"
86805	Scraper 1" Blade Tip	6"	10"



26 Foot Measuring Tape with Auto Lock

Part No.	Description
86025A	• 1" (25mm) wide powder coated nylon for superior durability. • Easy to read graphics. • Grappling hook. • Belt clip.



Steel Hand Stamps

Character Size, in.	Square Size	Overall Length	Letter Sets Part No.	Number Sets Part No.	Letter & Number Sets Part no.
1/8	1/4"	2 3/8"	34-20200	34-20541	34-20624
3/16	5/16"	2 3/8"	34-20250	34-20561	34-20625
1/4	3/8"	2 5/8"	34-20300	34-20581	34-20626
3/8	1/2"	2 3/4"	34-20350	34-20601	34-20627
1/2	5/8"	3"	34-20400	34-20621	—

- For hand held, hammer-struck applications.
- Crowned striking and textured shanks.
- Packed in durable plastic or metal storage containers.
- Letter sets contain 27 pieces - A thru Z, plus ampersand (&).
- Number sets contain 9 pieces - 0 thru 8 (the 6 is used as a 9).



Barricade Tape

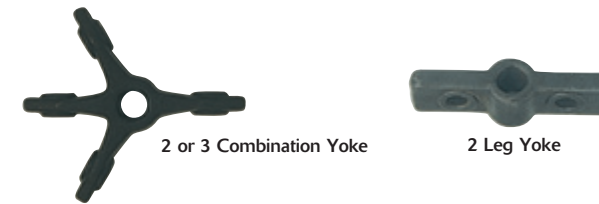
Part No.	Description
89800A	Caution 1000 ft 2 mil black on yellow with cardboard dispenser.
89801A	Caution 1000 ft 2 mil black on yellow.
89802A	Danger 1000 ft 2 mil black on yellow with cardboard dispenser.
89803A	Danger 1000 ft 2 mil black on yellow.
89804A	Danger 1000 ft 2 mil black on red with cardboard dispenser.
89805A	Danger 1000 ft 2 mil black on red.

- Bold 2" black characters on bright yellow background.
- Durable .002" thick PVC plastic, 3" by 1,000' long.
- Available with or without dispenser.



Plastic Barricade Tape Dispenser

Part No.	Description
89807	Holds up to 1,000 foot roll of barricade tape



Yokes

Part No.	Fits Puller Part No.	Legs	Length, in.
999-YOK	999, PO50	2	2"
1001-YOK	999L, 1001	2	3 1/4"
1002-YOK	1002, 1004	2 or 3	4 1/2"
1003-YOK	1003, 1006	2	6 1/4"
PO11-YOK	PO11, PO13, PO60	2 or 3	4"
PO12-YOK	PO12, PO12L, PO70	2 or 3	6"
PO17-YOK	PO14, PO17	2 or 3	7 3/4"
P187-YOK	P187	Cross-arm	4"



Bolts

Part No.	Fits Puller Part No.
PO10-BLT	999, 1001, PO10, PO11, PO13, 999L, PO50, PO60
PO12-BLT	1002, 1004, PO12, PO12L, PO70
PO17-BLT	1003, 1006, PO14, PO17



Pressure Screws

Part No.	Fits Puller Part No.	Legs	Thread Size
PO10-SCR	PO10, PO50, 999	4 3/4"	3/8"-24
PO11-SCR	PO60, 1001, PO11, 999L, PO13	7"	9/16"-24
PO12-SCR	1002, 1004, PO12, PO12L, PO70	9"	1 1/16"-18
PO17-SCR	1003, 1006, PO14, PO17	12 1/2"	1 3/16"-16
P187-SCR	P187	5"	5/8"-18



Legs

Part No.	Fits Puller Part No.	Length
PO10-LGS	999, PO10, PO50	4"
PO11-LGS	1001, PO11, PO60 Short	4 7/8"
PO12-LGS	1002, PO12, PO70 Short	8 5/8"
PO12L-LGS	1004, PO12L, PO70 Long	10 3/8"
PO13-LGS	999L, PO13, PO60 Long	6 1/2"
PO14-LGS	1003, PO14	12 1/4"




Links

Part No.	Fits Puller Part Number	Length
P012-LNK	PO12, PO70, 1002, 1004, PO12L	3 1/4"




Nuts

Part No.	Fits Puller Part Number
PO10-NUT	PO50, 999, 999L, 1001, PO11, PO10, PO13, PO60
PO12-NUT	1002, 1004, PO12, PO12L, PO70
PO17-NUT	PO14, PO17, 1003, 1006



Ratchet Repair Kit

Part No.	Description
X101-RK	1" Drive fits X101



Flaring Tool Repair Parts

Parts for RF163, 89656, 89657

Part No.	Part No.	Part No.	Description
RF163-BAR		89657-BAR	Bar Assembly
RF163-CON			Cone
RF163-WNP			Wing-nut & Pin
RF163-YKA	89656-YKA	89657-YKA	Yoke Assembly


Note: Replacement parts for the RF Series, 89656 and 89657 flaring tools, use the flaring tool part no. followed by the suffix. ie: RF163-YOK (Yoke for flaring tool no. RF163)

For maximum performance and durability of your ratchet, inspect and lubricate the tool periodically. Use a non clogging or clumping lubricant such as a lithium based oil or spray-on grease.

Ratchet Repair Kits

Kit Part No.	Fits Ratchet Part Number
V25-RK	1/4" Drive fits V25, V25B, 10820
T57-RK	3/8" Drive fits T57, T37, T37X
T85-RK	3/8" Drive fits T75, T75B, T76, T77, T85, T85B, T86, T87
T88-RK	3/8" Drive fits T70, T71, T72, T88, T81, T82, 20820
S69-RK	3/8" Drive fits S69
5297-RK	1/2" Drive fits 5297, 5297L, 677, 1597
6297-RK	1/2" Drive fits 6297, 6297L
6298-RK	1/2" Drive fits 6298, 6298L, 6298B, 6298LB
8797-RK	1/2" Drive fits 8797, 8797L, 8797HS, 31820, 1797
8798-RK	1/2" Drive fits 8798, 8798L, 8798B, 8798LB, 8798F
1969-RK	1/2" Drive fits 1696
8799F-RK	1/2" Drive fits 8799F
4254-RK	3/4" Drive fits 4254, 4254B
V2536-RK	1/4" Drive fits V2536, V2536B
10836-RK	1/4" Drive fits 10836
T8820-RK	3/8" Drive fits T8820
T8532-RK	3/8" Drive fits T8532
T90-RK	3/8" Drive fits T9040B, T9040, T90
20840-RK	3/8" Drive fits 20840
8720-RK	1/2" Drive fits 8720, 8720L
8732-RK	1/2" Drive fits 8732, 8732L
8740-RK	1/2" Drive fits 8740B, 8740, 8740L, 8740LB, 8740HS
31840-RK	1/2" Drive fits 31840

Repair kit consists of nine parts: gear, pawl, ball, spring, shift lever, lever washer & screw and two plate screws



Flex Handle Repair Kits


Kit Part No.	Fits Flex Handle Part Number
FHRK3/8	3/8" Drive fits T30, T30B
FHRK1/2	1/2" Drive fits 653, 653L, 653B, 653LB
FHRK3/4	3/4" Drive fits 4288, 4288B (screw & washer only)
FHRK1	1" Drive fits X106

Repair kit consists of three parts: Head, Screw & Lock Washer.



Flex Head Ratchet Repair Parts

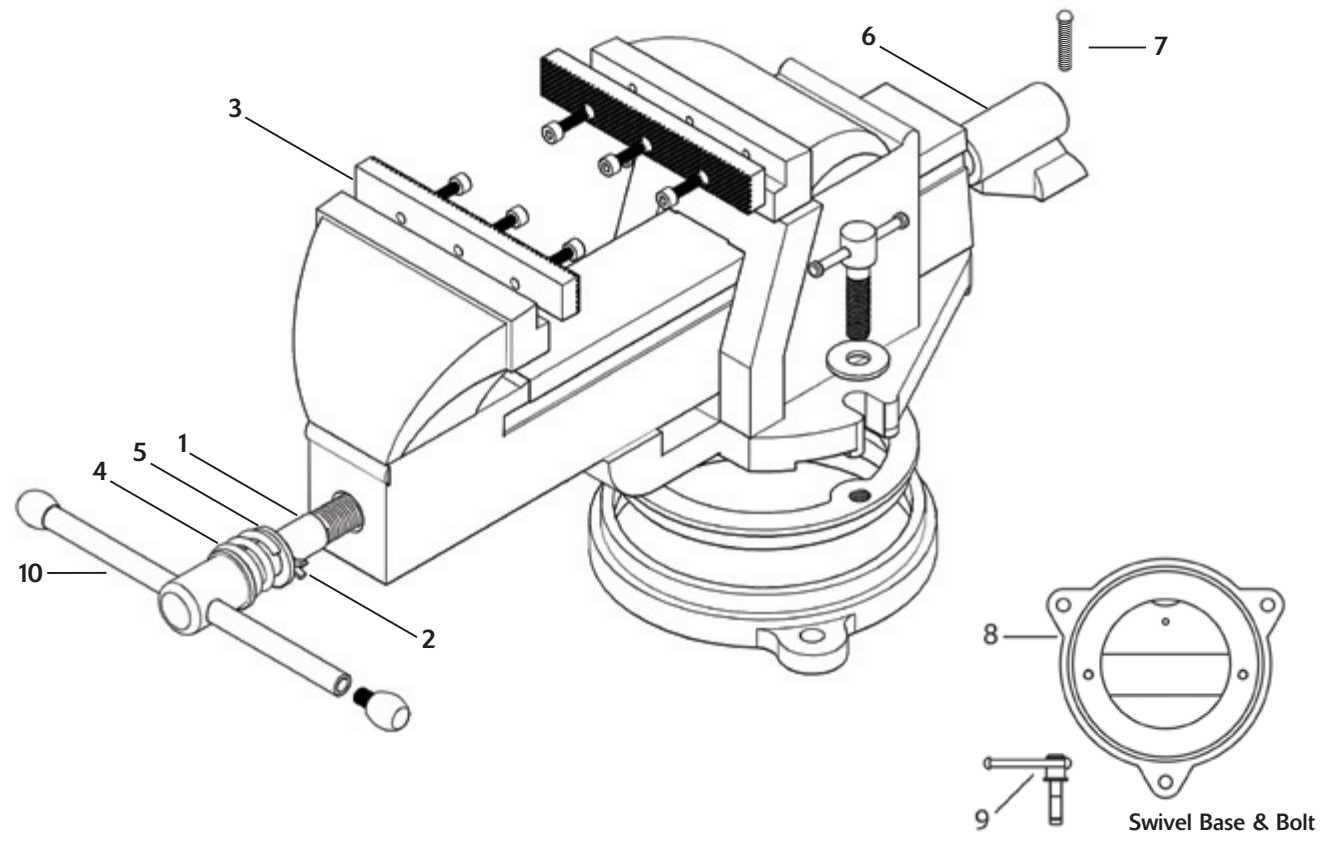
Part No.	Description	Fits Ratchet Part Number
T30-SCR	Screw	T37, T37X, T71, T72,
T71-LCW	Lock Washer	T76, T81, T82, T86, T87
653-SCR	Screw	8798F, 677
677-LCW	Lock Washer	



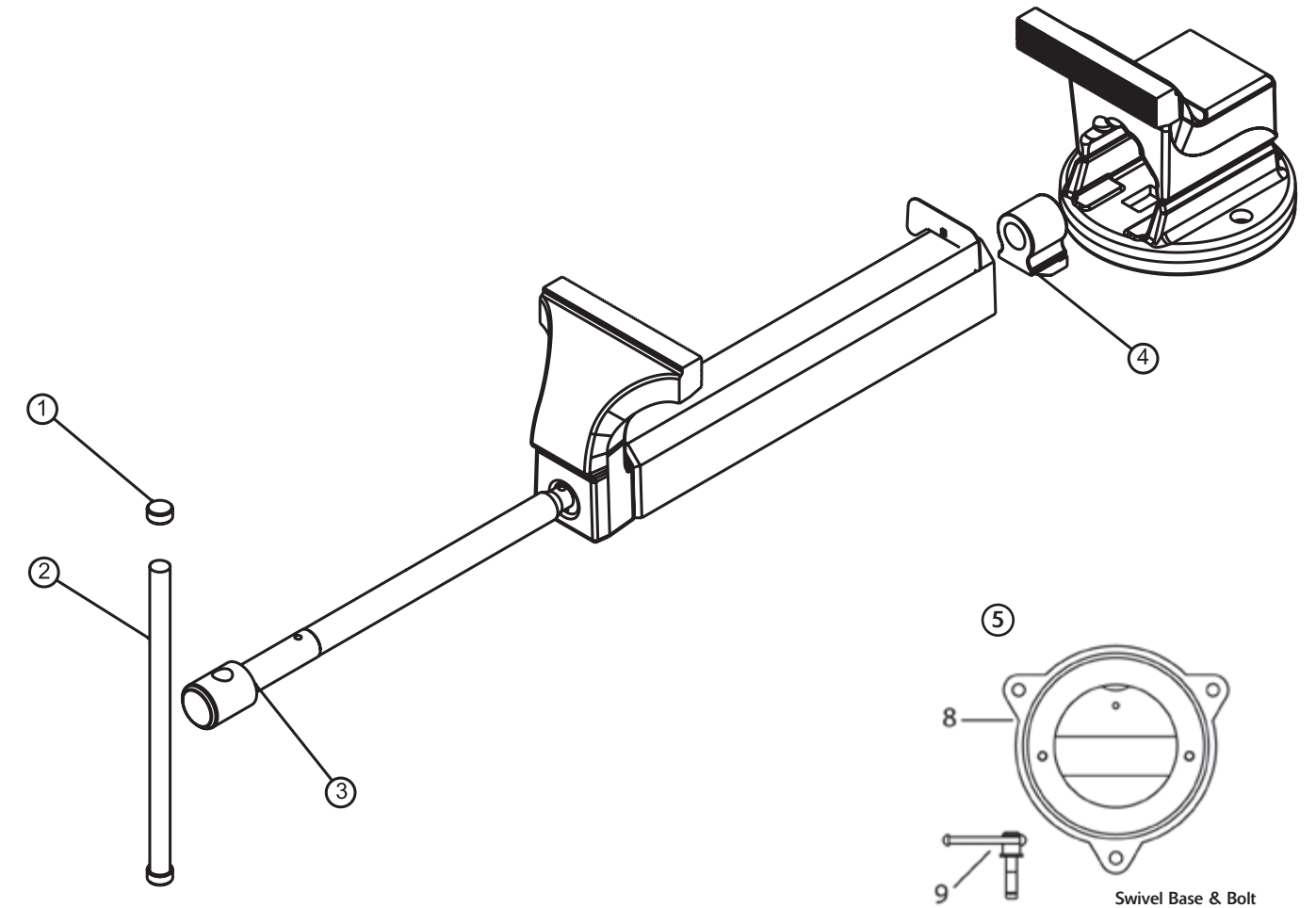
Adjustable Wrench Repair Kits

Kit Part No.	Fits Wrench
65115-RK	65115
65124-RK	65124
65304-RK	65304
65306-RK	65306
65308-RK	65308
65310-RK	65310
65312-RK	65312
65315-RK	65315
65318-RK	65318
65324-RK	65324

Repair kit consists of three parts: Pin, Knurl, and Spring.
Note: For jaw replacement, use wrench part number with suffix-JAW.



*Swivel base is an optional accessory.



*Swivel base is an optional accessory.

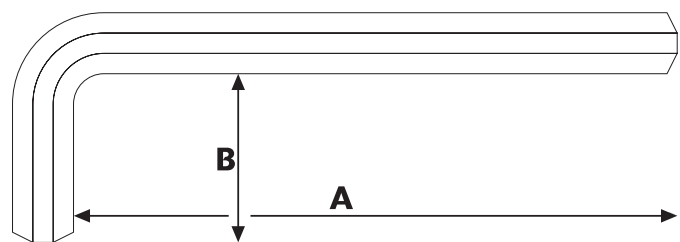
Mechanics' Vise Replacement Parts - For Ductile Iron Series Vises (VS3A thru VS8A)

Jaw Width	1 Lead Screw Part No.	2 Split Pin Part No.	3 Jaws Part No.	4 Spring Part No.	5 Washer Part No.	6 Nut Part No.	7 Retaining Screw Part no.	8 Swivel Base Part No.	9 Bolt Part No.	10 Handle Part No.
4"	03-SCR	03-PIN	03-JAW	03-SPR	03-WSH	03-NUT	03-RTP	SWB3A	03-BLT	03-HDL
4.5"	04-SCR	04-PIN	04-JAW	04-SPR	04-WSH	04-NUT	04-RTP	SWB4A	04-BLT	04-HDL
5"	05-SCR	05-PIN	05-JAW	05-SPR	05-WSH	05-NUT	05-RTP	SWB5A	05-BLT	05-HDL
6"	06-SCR	06-PIN	06-JAW	06-SPR	06-WSH	06-NUT	06-RTP	SWB6A	06-BLT	06-HDL
8"	08-SCR	08-PIN	08-JAW	08-SPR	08-WSH	08-NUT	08-RTP	SWB8A	08-BLT	08-HDL

Forged Combination Vise Replacement Parts

Vise Part No.	1 Ring Part No.	2 Handle Part No.	3 Main Screw Part No.	4 Nut Part No.	5 Swivel Base Part No.
VS150	VS150-KNOB	VS150-HDL	VS150-SCR	VS150-NUT	VS150-SB
VS200	VS200-KNOB	VS200-HDL	VS200-SCR	VS200-NUT	VS200-SB

Part No.	Length A	Length B	Part No.	Length A	Length B	Part No.	Length A	Length B	Part No.	Length A	Length B
68200	2.45"	0.46"	68312	3.15"	1.10"	68508	3.86"	0.79"	68906XL	180mm	32mm
68200H	2.45"	0.46"	68314	3.35"	1.18"	68508H	3.86"	0.79"	68908	156mm	36mm
68200XL	3.14"	0.46"	68316	3.54"	1.26"	68508XL	4.96"	0.79"	68908H	156mm	36mm
68204	2.45"	0.55"	68320	3.94"	1.42"	68509	4.02"	0.87"	68908XL	200mm	36mm
68204H	2.45"	0.55"	68324	4.41"	1.58"	68509H	4.02"	0.87"	68910	170mm	40mm
68204XL	3.54"	0.55"	68402	75mm	16mm	68509XL	5.37"	0.87"	68910H	170mm	40mm
68205	2.96"	0.63"	68402H	75mm	16mm	68510	4.17"	0.95"	68910XL	224mm	40mm
68205H	2.96"	0.63"	68402XL	100mm	16mm	68510H	4.17"	0.95"	68911	180mm	42mm
68205XL	3.94"	0.63"	68403	98mm	20mm	68510XL	5.51"	0.98"	68911H	180mm	42mm
68206	3.35"	0.71"	68403H	98mm	20mm	68512	4.53"	1.10"	68912	207mm	45mm
68206H	3.35"	0.71"	68403XL	126mm	20mm	68512H	4.53"	1.10"	68912H	207mm	45mm
68206XL	4.41"	2.21"	68404	100mm	25mm	68512XL	6.30"	1.10"	68914	230mm	54mm
68207	3.47"	0.45"	68404H	100mm	25mm	68514	5.04"	1.18"	68914H	230mm	54mm
68207H	3.47"	0.45"	68404XL	140mm	25mm	68514H	5.04"	1.18"	68915	77mm	14mm
68207XL	4.69"	0.75"	68405	118mm	28mm	68514XL	6.69"	1.18"	68915H	77mm	14mm
68208	3.55"	0.79"	68405H	118mm	28mm	68516	5.39"	1.26"	68915XL	90mm	14mm
68208H	3.47"	0.45"	68405XL	160mm	28mm	68516H	5.39"	1.26"	68917	250mm	61mm
68208XL	4.96"	0.79"	68406	135mm	32mm	68516XL	7.09"	1.26"	68917H	250mm	61mm
68209	3.74"	0.87"	68406H	135mm	32mm	68520	6.14"	1.42"	68919	280mm	70mm
68209H	3.47"	0.45"	68406XL	180mm	32mm	68520H	6.14"	1.42"	68919H	280mm	70mm
68209XL	5.37"	0.87"	68408	156mm	36mm	68520XL	7.87"	1.42"	68925	90mm	18mm
68210	3.94"	0.99"	68408H	156mm	36mm	68524	6.69"	1.58"	68925H	90mm	18mm
68210H	3.47"	0.45"	68408XL	200mm	36mm	68524H	6.69"	1.58"	68925XL	112mm	18mm
68210XL	5.51"	0.98"	68410	170mm	40mm	68524XL	8.82"	1.58"	69100	1.5"	.4"
68212	4.53"	1.10"	68410H	170mm	40mm	68528	7.00"	1.60"	69104	1.5"	.5"
68212H	3.47"	0.45"	68410XL	224mm	40mm	68528H	7.0"	1.60"	69105	1.75"	.5"
68212XL	6.30"	1.10"	68411	207mm	45mm	68532	8.15"	1.77"	69106	1.9"	.6"
68214	4.93"	1.18"	68411H	207mm	45mm	68532H	8.15"	1.77"	69107	1.9"	.6"
68214H	3.47"	0.45"	68412	190mm	45mm	68536	9.06"	2.20"	69108	2.0"	.7"
68214XL	6.69"	1.18"	68412H	190mm	45mm	68536H	9.06"	2.20"	69109	2.2"	.8"
68216	5.32"	1.26"	68414	230mm	54mm	68540	9.84"	2.48"	69110	2.3"	.8"
68216H	3.47"	0.45"	68414H	230mm	54mm	68540H	9.84"	2.48"	69112	2.4"	.8"
68216XL	7.09"	1.26"	68415	77mm	14mm	68548	11.02"	2.76"	69114	2.5"	.9"
68220	6.14"	1.42"	68415H	77mm	14mm	68548H	11.02"	2.76"	69116	3.0"	.9"
68220H	3.47"	0.45"	68415XL	90mm	14mm	68702	50mm	16mm	69120	3.5"	1"
68220XL	7.87"	1.42"	68417	254mm	63mm	68703	63mm	20mm	69124	4.0"	1.2"
68224	6.69"	1.58"	68417H	254mm	63mm	68704	70mm	25mm	69128	4.5"	1.25"
68224H	3.47"	0.45"	68419	280mm	70mm	68705	80mm	28mm	69132	4.7"	1.3"
68224XL	8.82"	1.58"	68419H	280mm	70mm	68706	90mm	32mm	69136	5.2"	1.5"
68228	7.48"	1.65"	68425	85mm	18mm	68708	100mm	36mm	69140	5.5"	1.7"
68228H	3.47"	0.45"	68425H	85mm	18mm	68710	112mm	40mm	69148	6.0"	1.7"
68232	8.15"	1.77"	68425XL	112mm	18mm	68715	45mm	14mm	69152	7.5"	1.8"
68232H	3.47"	0.45"	68501	2.45"	0.46"	68725	56mm	18mm	69164	10"	2"
68236	8.47"	2.21"	68501H	2.45"	0.46"	68902	83mm	16mm	69301	28mm	11mm
68236H	3.47"	0.45"	68501XL	3.14"	0.46"	68902H	83mm	16mm	69302	28mm	11mm
68240	9.65"	2.48"	68504	3.03"	0.55"	68902XL	100mm	16mm	69303	40mm	12mm
68240H	3.47"	0.45"	68504H	3.03"	0.55"	68903	98mm	20mm	69304	60mm	19mm
68248	11.02"	2.76"	68504XL	3.54"	0.55"	68903H	98mm	20mm	69305	70mm	25mm
68248H	11.02"	2.76"	68505	3.27"	0.63"	68903XL	126mm	20mm	69306	75mm	25mm
68301	1.56"	0.46"	68505H	3.27"	0.63"	68904	106mm	24mm	69308	90mm	30mm
68304	1.77"	0.55"	68505XL	3.94"	0.63"	68904H	106mm	24mm	69310	105mm	35mm
68305	1.97"	0.63"	68506	3.54"	0.71"	68904XL	140mm	25mm	69312	115mm	35mm
68306	2.21"	0.71"	68506H	3.54"	0.71"	68905	118mm	28mm	69314	125mm	45mm
68307	2.36"	0.75"	68506XL	4.41"	2.21"	68905H	118mm	28mm	69315	40mm	11mm
68308	2.48"	0.79"	68507	3.70"	0.75"	68905XL	160mm	28mm	69317	140mm	50mm
68309	2.60"	0.87"	68507H	3.70"	0.75"	68906	137mm	32mm	69319	155mm	55mm
68310	2.76"	0.98"	68507XL	4.69"	0.75"	68906H	137mm	32mm	69325	50mm	15mm



-A-

ADAPTERS

1/4" DRIVE 67

3/8" DRIVE 80,81

1/2" DRIVE 105,106

3/4" DRIVE 130

1" DRIVE 140

1 1/2" DRIVE 145

ADJUSTABLE HOOK

SPANNER WRENCH 181

ATTACHMENTS

1/4" DRIVE 65-67

3/8" DRIVE 77-81

1/2" DRIVE 103-106

3/4" DRIVE 129-130

1" DRIVE 139-140

AUTOMOTIVE TOOLS 318-320

AWL, SCRATCH 207

AXLE NUT SOCKETS 132

-B-

BARRICADE TAPE 324

BATTERY TOOLS 318

BIT HOLDERS, MAGNETIC 215

NON-MAGNETIC 215

BOLT CUTTERS 227

BUDD WHEEL SOCKET 140

CABINETS, ROLL 18-47

CABINETS, SIDE 21-47

CALIPERS 323

CARTS, UTILITY 50-51

CASTERS, TOOL BOX 57

CHESTS, TOOL 16-47

CHISEL HOLDER 255

CHISEL & PUNCH SETS 252-255

CHISELS

CAPE 251

COLD 251

DIAMOND POINT 251

FLAT 251

RIVET BUSTER 251

ROUND NOSE 251

CLAMPS

C-CLAMPS 271

L-CLAMPS 271

LEVER L-CLAMPS 271

COMPARTMENT BOXES 55

CORBIN HEATER HOSE PLIER 228

CUTTERS, TUBE & PIPE 309-310

DIGITAL CALIPER 323

DRAG LINK SOCKETS 80, 106, 130

DRILL INDEXES 304-305

DEBURRING TOOLS 308

-E-

ERECTORS BAR 260

EXTENSIONS

1/4" DRIVE 65-66

3/8" DRIVE 78-79

1/2" DRIVE 104

3/4" DRIVE 129-130

1" DRIVE 139

1 1/2" DRIVE 145

EXTENSIONS, WOBBLE

1/4" DRIVE 66

3/8" DRIVE 79

1/2" DRIVE 104

EXTENSIONS, TORQUE LIMITING 104

EXTRACTORS 300-301

EYEBOLTS

GALVANIZED 277

LONG SHANK 278

METRIC 277

PLAIN 276

SHOULDER 275

-F-

FLARE NUT WRENCH SETS 167

FLARING TOOLS 310-311

GAUGES, FEELER 319-320

GLAZE BREAKERS 319

HACKSAWS 306

HAMMER REPLACEMENT TIPS 268

HAMMERS

BALL PEIN 264

BLACKSMITH 266

BODY 265

BRASS 268

CLAW 264

CLUB 265

DEAD BLOW 267-268

FENDER 265

NON-MARRING 267-268

NON-SPARKING 267-268

NYLON TIPS 266

RUBBER MALLETS 265

SETS 267

SLEDGE 266

SOFT FACE 266-267

TINNERS 266

TIPS 268

HAND SEAMER PLIERS 227

HAND STAMPS 324

HAND BOXES 52-54

HEX HEAD SOCKETS

3/8" DRIVE 85,92,93

1/2" DRIVE 109,110,114,115

3/4" DRIVE 135-137

HEX KEY WRENCHES 191-201

HONE STONES 319

HONES, CYLINDER 319

IMPACT DRIVER SET 101,128

INSERT BITS

HEX 216

POZIDRIV 216

SLOTTED 216

TORX® 216

TORX® TAMPER PROOF 216

PHILLIPS 216

SQUARE RECESS 216

-K-

KNIVES, UTILITY 306-307

-L-

LETTER STAMP SETS 324

LINE WRENCH SETS 167

LINE WRENCHES 167

LOCKING PLIERS 240-241

-M-

MAGNETIC BIT HOLDERS 215

MAGNETIC PARTS BOWL 61

MAGNETIC PICKUP TOOLS 315-317

MAGNETIC TRAY 317

MASTER SETS

3/8" DR 9,12

1/2" DR 10,13

AIRCRAFT MAINTENANCE 6

COMPLETE 2-5

ELECTRICIANS 8

INTERMEDIATE 7

METRIC ADD-ON 9

STARTER 8, 11

MATERIAL HANDLING

BEAM CLAMPS 279

CHAIN HOISTS 280-281

LEVER HOISTS 282-283

TROLLEYS 284-285

MECHANICAL FINGERS 316

MIRRORS, INSPECTION 313-314

MOBEA HEATER HOSE PLIER 228

-N-

NUMBER STAMP SETS 324

NUT BREAKERS 318

NUT DRIVERS 214

NUT DRIVER SETS 214

-O-

OIL FILTER WRENCHES 318

ORGANIZERS, WRENCH 61, 166

-P-

PARTS, REPLACEMENT 325-329

PENTA SOCKET 106

PHILLIPS BIT SOCKETS 3/8" DRIVE 86

PHILLIPS INSERT BITS 216

PICKUP TOOLS 315-317

PIN SPANNER WRENCHES 181

ADJUSTABLE 181

PINCH BARS 259, 260, 261

PIPE CUTTERS 309-310

PIPE WRENCHES 179

PISTON RING TOOLS 318

PLASTIC HAND BOXES 54

PLIERS

ADJUSTABLE 224

ANGLE NOSE 228

BATTERY 228

BENT NOSE 220

BRAKE SPRING 228

CABLE CUTTER 226

CRIMPING 221,229

DIAGONAL CUTTING 220,222

DUCK BILL 223

ELECTRICAL/ ELECTRONIC 229

END CUTTING 221,223

FENCING 227

FLAT NOSE 223

GROOVE JOINT 224

HAND SEAMER 227

HIGH LEVERAGE 222-223

HOSE CLAMP 228

HOSE PINCH OFF 228

IGNITION 224

LINEMAN 221

LONG REACH 221

LOCKING TOOLS

LOCKING GRIP 240-243

LOCKING CHAIN CLAMP 243

LOCKING CHAIN PIPE CUTTER 243

LOCKING GRIP "C" CLAMP 241-242

LOCKING HOSE CLAMP 243

LOCKING PINCH OFF TOOL 242

LOCKING SHEET METAL 242

LOCKING U-CLAMPS 242

LOCKING WELDING CLAMP 242

LOCKING SETS 244-245

MINIATURE 223

NEEDLE NOSE 220,222

PIPE WRENCH 179

RETAINING RING 232-237

RIB JOINT 224

ROUND NOSE 223

SETS 222,223,225,232-237

SIDE CUTTING 220,222

SLIM NOSE 220,223

SLIP JOINT 224

SNAP RING 232-237

SPARK PLUG 228

WATER PUMP 224

WIRE CUTTER 229-231

WIRE STRIPPER 229-231

WIRE TWISTER 231

POWER BIT HOLDER 215

PRYBAR SETS 260-261

PRYBARS

ERECTORS 260

HANDLED 258

HEXAGON SHANK 259-260

PINCH 259

RAILROAD 259

ROLLING HEAD 258

ROUND SHANK 258-259

SQUARE SHANK 258

WRECKING BAR 259-260

PULLER SETS 295-297

PULLERS

2-JAW 288-289

3-JAW 288-289

ADJUSTABLE WHEEL BEARING 292

AXLE 294

BEARING SEPARATOR 292

HARMONIC BALANCER 293

PILOT BEARING 294

PITMAN ARM 293

PULLEY PULLER 292-293

SINGLE OPERATOR 290-291

STEERING WHEEL 294

TIMING GEAR 293

TRIANGLE SEPARATOR 293
 UNIVERSAL HUB 294
PUNCH & CHISEL HOLDER 255
PUNCH & CHISEL SETS 252-255
PUNCHES
 ALIGNING 248
 BRASS DRIFT 250
 BRASS PIN 250
 BRASS TAPER 250
 CENTRE 249
 PILOT 248
 PIN 248
 PRICK 249
 TAPER 249
 STARTER 249

-R-

RAILROAD PRY BAR 259
RATCHETING
 BOX WRENCHES 169-170
 RATCHETING TUBE WRENCHES 181
RATCHETS
 1/4" DRIVE 64
 3/8" DRIVE 76-77
 1/2" DRIVE 102-103
 3/4" DRIVE 129
 1" DRIVE 139
REPAIR KITS
 ADJUSTABLE WRENCHES 327
 RATCHETS 326-327
 VISES 328-329
REPLACEMENT PARTS 325-329
RETAINING RING PLIER 232-237
RETHREADING KITS 302-303
RIVET GUN (HEAVY DUTY) 227
ROLL CABINETS 18-47
ROLLING HEAD PRY BAR 258

-S-

SAFETY WIRE 231
SCRAPERS 321-322
SCREW EXTRACTOR 300-301
SCREW STARTERS 207
SCREWDRIVERS
 ELECTRICIAN'S 204
 FLEXIBLE 205
 GEARLESS SCREWDRIVER SET 213
 PHILLIPS 205
 POCKET CLIP 207
 PRECISION 204,205,206
 SQUARE RECESS 206
 SETS 208-213
 SLOTTED 204-205
 TORX 206
SCRIBER 321
SHEET METAL CLAMP PLIER 242
SIDE CABINETS 21-47
SLEDGE HAMMER 266
SNIPS
 AVIATION 225
 CIRCLE PATTERN 226
 LIGHT METAL WIRE 226
 LIGHTWEIGHT MAGNESIUM 226
 STRAIGHT PATTERN 226
SOCKET BARS 60

SOCKET ORGANIZERS 60
SOCKETS
 SOCKETS CHROME
 1/4" DRIVE 68-69
 3/8" DRIVE 82-83
 1/2" DRIVE 107-108
 3/4" DRIVE 131-132
 1" DRIVE 141
 DOUBLE SQUARE
 3/8" DRIVE 84
 1/2" DRIVE 109,124
 3/4" DRIVE 133
 1" DRIVE 144
HEX HEADS
 3/8" DRIVE 85-86
 1/2" DRIVE 109-110
 3/4" DRIVE 135-136
IMPACT
 1/4" DRIVE 70
 3/8" DRIVE 98-99
 1/2" DRIVE 120-124
 3/4" DRIVE 133-135
 1" DRIVE 142-144
 1 1/2" DRIVE 146-147
 2 1/2" DRIVE 148-149
 #5 SPLINE 149
SETS
 1/4" DRIVE 70-75
 3/8" DRIVE 87-97, 100-101
 1/2" DRIVE 110-119, 124-128
 3/4" DRIVE 136-138
 1" DRIVE 144
UNIVERSAL
 1/4" DRIVE 69
 3/8" DRIVE 84,99
 1/2" DRIVE 122-123
UNIVERSAL - SWIVEL
 1/4" DRIVE 67
 3/8" DRIVE 80
 1/2" DRIVE 104-106
 3/4" DRIVE 129-130
 1" DRIVE 140
 1 1/2" DRIVE 145
UNIVERSAL JOINTS - SWIVEL
 1/4" DRIVE 67
 3/8" DRIVE 80-81
 1/2" DRIVE 104-106
 3/4" DRIVE 129-130
 1" DRIVE 140
 1 1/2" DRIVE 145
UNIVERSAL JOINTS - SWIVEL
 1/4" DRIVE 67
 3/8" DRIVE 80
 1/2" DRIVE 105
UTILITY CARTS 50-51

-T-

TAP & DIE 304
TAP & DRILL 304
TAP WRENCHES 301
TAPE MEASURE 323
THREAD FILES 302-303
THREAD RESTORERS 302-303
TIPS, HAMMERS 268
TOOL BOX ACCESSORIES

CAN & ACCESSORY HOLDER 59
CASTERS 57
CENTRE SHELF 56
COVERS 58
DEEP DRAWERS 56
HOSE & CABLE HOLDER 56
MAPLE TOPS 56
MAGNETIC HOLDERS 59
SIDE SHELF 56, 59
TRAY ORGANIZER 59
BASE CARRIAGES 58
CHESTS 16-47
COMPARTMENT BOXES 55
HAND BOXES 52-53
PLASTIC HAND BOXES 54
ROLLER CABINETS 18-47
SIDE CABINETS 21-47
WALL CABINET 49
WORK BENCH 49
TORQUE LIMITING
 EXTENSION SET 104
TORQUE MULTIPLIERS 189
TORQUE WRENCHES 186-189
TORX® SCREWDRIVERS 206
TORX® SOCKETS
 1/4" DRIVE 70
 3/8" DRIVE 99
 1/2" DRIVE 124
TRAY ORGANIZER 59
TRAY, MAGNETIC 61
TRUCK BOX 48
TUBE BENDERS 312
TUBE CUTTERS 309-310

-U-

UNIVERSAL JOINTS
 1/4" DRIVE 67
 3/8" DRIVE 80-81
 1/2" DRIVE 104-106
 3/4" DRIVE 129-130
 1" DRIVE 140
 1 1/2" DRIVE 145
UNIVERSAL JOINTS - SWIVEL
 1/4" DRIVE 67
 3/8" DRIVE 80
 1/2" DRIVE 105
UNIVERSAL JOINTS - SWIVEL
 1/4" DRIVE 67
 3/8" DRIVE 80
 1/2" DRIVE 105
UTILITY CARTS 50-51

-V-

VISES
 DUCTILE IRON BENCH VISES 269
 FORGED COMBINATION
 PIPE VISES 270
 SWIVEL BASES 269-270
 FIBER GRIP JAWS 269

-W-

WIRE BRUSHES 321
WRECKING BARS 259-260
WRENCH ORGANIZERS 61, 166
WRENCH, COMBINATION
 SETS 156-163
WRENCHES
 4 WAY KEY WRENCH 180
 ADJUSTABLE 178

BASIN 312
BOX END 168
BOX RATCHETING 169-170
COMBINATION METRIC 154
COMBINATION SAE 152-153
CROWFOOT METRIC 175-177
CROWFOOT SAE 175-177
FLARE NUT 167
RATCHETING 171-174
OPEN END 164-165
PIN SPANNER 181
PIPE 179
PLUMBERS 180
RATCHETING TUBE 181
STRUCTURAL WRENCHES 179
STRUCTURAL ADJUSTABLE 179
STUBBY 155
WIRE, SAFETY 231

00AA 204
010 204
012 204
03 204
03-BLT 328
03-HDL 328
03-JAW 328
03-NUT 328
03-PIN 328
03-RTP 328
03-SCR 328
03-SPR 328
03-WSH 328
04 204
04-BLT 328
04-HDL 328
04-JAW 328
04-NUT 328
04-PIN 328
04-RTP 328
04-SCR 328
04-SPR 328
04-WSH 328
05-BLT 328
05-HDL 328
05-JAW 328
05-NUT 328
05-PIN 328
05-RTP 328
05-SCR 328
05-SPR 328
05-WSH 328
06 204
06-BLT 328
06-HDL 328
06-JAW 328
06-NUT 328
06-PIN 328
06-RTP 328
06-SCR 328
06-SPR 328
06-WSH 328
08 204
08-BLT 328
08-HDL 328
08-JAW 328
08-NUT 328
08-PIN 328
08-RTP 328
08-SCR 328
08-SPR 328
08-WSH 328
1001 288
1001-YOK 325
1002 289
1002-YOK 325
1003 289
1003-YOK 325
1004 289
1006 289
1010 244
1013S 225
101L 225
101R 225
101S 225
102 225
10603 204
10604 204
1075 244
107DA 226

10805 74
10806 204
10836 64
10836-RK 326
10872 64
110 225
111 225
111-05 240
111-07 240
111-10 240
111-12 240
111L 225
112-05 240
112-07 240
112-10 240
112-12 240
12003S 104
121-05 240
121-07F 240
121-10F 240
121-12 240
122-07 240
122-10 240
122-12 240
123-10 241
124-06 241
124-12 241
124-18 241
125 207
125-09 242
125-12 242
126-12 242
127 207
127-12 241
127B06 241
127B10 241
127B12 241
127DA 226
127F06 241
127F10 241
128-08 242
129 207
129-07 242
131-07 240
131-10 240
131-12 240
134-20 243
137-09 243
139-10 243
14003S 66
14004 70
14005 70
14006 70
14007 70
14008 70
1406 107
1407 107
1408 107
1409 107
1410 107
1411 107
1412 107
1413 107
1414 107
1415 107
1432 107
1433 107
1434 107
1435 107
1436 107

1437 107
1438 107
1439 107
1440 107
144-12 241
15008 70
15009 70
15010 70
15015 74
15025 74
15027SH 75
15108 71
15110 71
15125 74
15208 71
15210 71
15308 72
15310 72
15410 73
157B 152
158B 152
159B 152
15B 268
15H 268
15M 268
15S 268
155N 268
155S 268
155T 268
15T 268
15XH 268
160B 152
161B 152
162B 152
163B 152
164B 152
165B 152
166B 152
166SB 152
167B 152
168B 152
169B 152
170 318
170B 152
171B 152
172B 152
173B 152
174LR 157
175LR 157
17-628 143
17-630 143
17-632 143
17-634 143
17-636 143
17-638 143
17-640 143
17-642 143
17-644 143
17-646 143
17-648 143
17-650 143
17-652 143
17-654 143
17-656 143
17-658 143
17-660 143
17-662 143
17-664 143
17-666 143
17-668 143

17-670 143
17-672 143
17-674 143
17-676 143
17-678 143
17-680 143
17-682 143
17-684 143
17-688 143
17A 266
181-10 243
181-12 243
182-10 243
182-12 243
186-12 243
19 106
19 301
19012 72
19014 72
19017 75
19029 75
19212 73
19409 73
1969-RK 326
206 306
206-KBL 306
207 321
20804 94
20840 76
20840-RK 326
20872 76
208S 264
208-SBL 321
20B 268
20H 268
20M 268
20S 268
20SN 268
20SS 268
20ST 268
20T 268
20XH 268
211 205
212 264
21221 80
212A 264
212C 264
212E 264
212G 264
212H 264
212I 264
212K 264
212S 264
216S 264
220 264
224-06 242
224-12 242
224-14 242
224-18 242
224S 264
232S 264
233-10 242
233-12 242
24010 99
24012 99
24016 99
24510 75
24510 101
24510 128

25009 87
25010 87
25011 87
25012 87
25013 87
25015 95
25026 95
25033SH 97
25058 100
25069 11
25069-TO 11
25109 89
25111 89
25112 88
25113 88
25115 95
25126 96
25169 12
25169-TO 12
25209 88
25211 88
25212 88
25215 95
25309 89
25311 89
25312 89
25315 96
25407 91
25507A 92
25607 92
25610 93
25617 93
25620 92
25705 94
25706 94
25708 94
25709 94
25805 101
258A 224
2591A 106
2591A 301
2599 303
2612HS 306
2612HS-BLD 306
2682HD 306
2840 168
2843 168
2846 168
2849 168
2852 168
2855 168
29011 90
29015 96
29021 90
29026 97
29082 9
29082-TO 9
29111 91
29115 97
29119 91
29126 97
29176 10
29176-TO 10
29211 90
29212 90
29214 90
29215 96
29311 91
29314 91
29506A 92

29510A.....	92	3160.....	153	34-20400.....	324	410.....	107	50002.....	205	522A.....	228	64913.....	176	66654.....	184	66954.....	183	68402XL.....	193
29605.....	93	3160B.....	153	34-20541.....	324	411.....	107	5000LR.....	170	525.....	228	65004.....	180	66656.....	184	66955.....	183	68403.....	193
29607.....	93	3162.....	153	34-20561.....	324	412.....	107	5001.....	169	5297-RK.....	326	65004.....	312	66658.....	184	66957.....	183	68403H.....	192
29609.....	93	3162B.....	153	34-20581.....	324	413.....	107	500111.....	171	530809.....	172	65042.....	309	66660.....	184	66960.....	183	68403XL.....	193
29612.....	100	3164.....	153	34-20601.....	324	414.....	107	500112.....	171	531011.....	172	65042-BLD.....	309	66662.....	184	66964.....	183	68404.....	193
29616.....	93	3164B.....	153	34-20621.....	324	415.....	107	500114.....	171	531213.....	172	65115-RK.....	327	66664.....	184	66965.....	183	68404H.....	192
29622.....	101	3166.....	153	34-20624.....	324	4206.....	67	500116.....	171	531415.....	172	65124-RK.....	327	66666.....	184	66970.....	183	68404XL.....	193
30403.....	204	3166B.....	153	34-20625.....	324	4206.....	80	500118.....	171	531618.....	172	653.....	103	66668.....	184	66973.....	183	68405.....	193
30404.....	204	3168.....	153	34-20626.....	324	4206.....	105	500120.....	171	531719.....	172	65304.....	178	66670.....	184	66975.....	183	68405H.....	192
30408.....	204	3168B.....	153	34-20627.....	324	4211.....	130	500122.....	171	535.....	227	65304B.....	178	66672.....	184	66980.....	183	68405XL.....	193
30504.....	204	3170.....	153	35012.....	110	4211.....	140	500124.....	171	541012.....	172	65304-RK.....	327	66674.....	184	67602.....	194	68406.....	193
30506.....	204	3170B.....	153	35015.....	110	4213.....	130	5001T.....	169	541416.....	172	65306A.....	178	66676.....	184	67603.....	194	68406H.....	192
30606.....	204	3172.....	153	35020.....	110	4213.....	140	5002.....	169	541820.....	172	65306B.....	178	66678.....	184	67604.....	194	68406XL.....	193
30608.....	204	3172B.....	153	35038DH.....	119	4215.....	67	5002T.....	169	542224.....	172	65306-RK.....	327	66680.....	184	67605.....	194	68408.....	193
30612.....	204	3174.....	153	35038SH.....	119	4215.....	80	5003.....	169	550809.....	171	65308A.....	178	66682.....	184	67606.....	194	68408H.....	192
30801A.....	205	3174B.....	153	35057.....	128	4216.....	67	5003T.....	169	551011.....	171	65308B.....	178	66684.....	184	67608.....	194	68408XL.....	193
30805.....	116	3176.....	153	35064.....	124	4216.....	80	5004.....	169	551213.....	171	65308-RK.....	327	66686.....	184	67610.....	194	68410.....	193
30872.....	102	3176B.....	153	35066.....	124	4217.....	67	50042.....	169	551415.....	171	65310A.....	178	66688.....	184	67625.....	194	68410H.....	192
3108.....	152	3178.....	153	35067.....	13	4217.....	80	50044.....	169	551618.....	171	65310B.....	178	66690.....	184	677-LCW.....	327	68410XL.....	193
3110.....	152	3178B.....	153	35067-TO.....	13	42506.....	80	50046.....	169	551719.....	171	65310-RK.....	327	66692.....	184	68200.....	193	68411.....	193
3110B.....	152	3180.....	153	35068.....	127	4254.....	129	50048.....	169	561012.....	171	65312A.....	178	66694.....	184	68200H.....	192	68411H.....	192
3111.....	152	3180B.....	153	35112.....	111	4254-55.....	129	5005.....	169	561416.....	171	65312B.....	178	66696.....	184	68200XL.....	193	68412.....	193
3112.....	152	3182.....	153	35115.....	111	4254-56.....	129	50050.....	169	561820.....	171	65312-RK.....	327	66698.....	184	68204.....	193	68412H.....	192
3112B.....	152	3182B.....	153	35120.....	111	4254-57.....	129	50052.....	169	562224.....	171	65315A.....	178	66699.....	184	68204H.....	192	68414.....	193
3114.....	152	3184.....	153	35212.....	111	4254B.....	129	50054.....	169	5693A.....	210	65315B.....	178	66832.....	182	68204XL.....	193	68414H.....	192
3114B.....	152	31840.....	102	35215.....	111	4254B-55B.....	129	50056.....	169	5694A.....	210	65315-RK.....	327	66834.....	182	68205.....	193	68415.....	193
3116.....	152	31840-RK.....	326	35312.....	112	4254-RK.....	326	50058.....	169	59704A.....	173	65318.....	178	66836.....	182	68205H.....	192	68415H.....	192
3116B.....	152	3184B.....	153	35315.....	112	4255.....	129	5006.....	169	59706A.....	173	65318B.....	178	66838.....	182	68205XL.....	193	68415XL.....	193
3118.....	152	3186.....	153	35605.....	114	4255B.....	129	50060.....	169	59708A.....	173	65318-RK.....	327	66840.....	182	68206.....	193	68417.....	193
3118B.....	152	3186B.....	153	35606.....	114	4256.....	129	50064.....	169	59711A.....	173	65324.....	178	66842.....	182	68206H.....	192	68417H.....	192
3120.....	152	3188.....	153	35607.....	114	4257.....	129	50068.....	169	59804A.....	174	65324B.....	178	66844.....	182	68206XL.....	193	68419.....	193
3120B.....	152	3188B.....	153	35616.....	114	4266.....	129	5007.....	169	59806A.....	174	65324-RK.....	327	66846.....	182	68207.....	193	68419H.....	192
3122.....	152	3190.....	153	35705.....	115	4266B.....	129	5008.....	169	59808A.....	174	653B.....	103	66848.....	182	68207H.....	192	68425.....	193
3122B.....	152	3190B.....	153	35707.....	115	4288.....	129	5008LR.....	169	59811A.....	174	653L.....	103	66850.....	182	68207XL.....	193	68425H.....	192
3124.....	152	3192.....	153	35806.....	128	4288B.....	129	5009.....	169	60024.....	185	653LB.....	103	66852.....	182	68208.....	192	68425XL.....	193
3124B.....	152	3192B.....	153	35810.....	127	4295.....	129	6001A.....	205	60036.....	185	653-SCR.....	327	66854.....	182	68208H.....	192	68501.....	193
3126.....	152	3194.....	153	35910.....	127	4298.....	67	60103.....	205	62642.....	309	65908.....	177	66856.....	182	68208XL.....	193	68501H.....	192
3126B.....	152	3194B.....	153	36815.....	128	4298.....	80	60201A.....	205	62642-BLD.....	309	65909.....	177	66858.....	182	68209.....	193	68501XL.....	193
3128.....	152	3196.....	153	36915.....	128	4298.....	105	6297-RK.....	326	6297-RK.....	326	66014.....	180	66860.....	182	68209H.....	192	68504.....	193
3128B.....	152	3196B.....	153	38004S.....	79	4298.....	130	6298-RK.....	326	63208.....	155	66108.....	179	66862.....	182	68209XL.....	193	68504H.....	192
3130.....	152	3198.....	153	38017.....	116	4299.....	67	63208.....	155	63210.....	155	66110.....	179	66864.....	182	68210.....	193	68504XL.....	193
3130B.....	152	3198B.....	153	38020.....	116	4299.....	80	63210.....	155	63212.....	155	66112.....	179	66866.....	182	68210H.....	192	68505.....	193
3132.....	152	3200.....	153	38117.....	118	4299.....	130	63212.....	155	63214.....	155	66114.....	179	66868.....	182	68210XL.....	193	68505H.....	192
3132B.....	152	3200B.....	153	38120.....	118	432.....	107	63214.....	155	63216.....	155	66118.....	179	66870.....	182	68212.....	193	68505XL.....	193
3134.....	152	3200B.....	153	38217.....	117	433.....	107	63216.....	155	63218.....	155	66124.....	179	66872.....	182	68212H.....	192	68506.....	193
3134B.....	152	3208.....	152	38220.....	117	434.....	107	63218.....	155	63220.....	155	66136.....	179	66874.....	182	68212XL.....	193	68506H.....	192
3136.....	152	3210.....	152	38317.....	118	435.....	107	63220.....	155	63222.....	155	66148.....	179	66876.....	182	68214.....	193	68506XL.....	193
3136B.....	152	3211.....	152	38320.....	118	43505.....	104	63222.....	155	63224.....	155	66308.....	180	66878.....	182	68214H.....	192	68507.....	193
3138.....	152	3212.....	152	39012.....	112	436.....	107	63224.....	155	63228.....	155	66530.....	185	66880.....	182	68214XL.....	193	68507H.....	192
3138B.....	152	3214.....	152	39014.....	126	437.....	107	63809.....	163	63907.....	176	66532.....	185	66882.....	182	68216.....	192	68507XL.....	193
3140.....	152	3216.....	152	39017.....	119	438.....	107	63907.....	176	64206.....	155	66536.....	185	66884.....	182	68216H.....	192	68508.....	193
3140B.....	152	3218.....	152	39019.....	112	439.....	107	64206.....	155	64207.....	155	66541.....	185	66886.....	182	68216XL.....	193	68508H.....	192
3142.....	152	3220.....	152	39023.....	126	440.....	107	64207.....	155	64208.....	155	66546.....	185	66888.....	182	68220.....	193	68508XL.....	193
3142B.....	152	3222.....	152	39062.....	126	4405.....	130	64209.....	155	64210.....	155	66555.....	185	66890.....	182	68220H.....	192	68509.....	193
3144.....	152	3224.....	152	39074.....	10	45010.....	137	64210.....	155	64211.....	155	66560.....	185	66892.....	182	68220XL.....	193	68509H.....	192
3144B.....	152	3226.....	152	39074-TO.....	10	45110.....	136	64211.....	155	64212.....	155	66565.....	185	66894.....	182	68224.....	193	68509XL.....	193
3146.....	152	3228.....	152	39112.....	113	45260.....	137	64212.....	155	64213.....	155	66570.....	185	66896.....	182	68224H.....	192	68510.....	193
3146B.....	152	3230.....	152	39117.....	127	45805.....	137	64213.....	155	64214.....	155	66575.....	185	66898.....	182	68224XL.....	193	68510H.....	192
3148.....	152	3304.....	153	39119.....	113	46805.....	137	64214.....	155	64215.....	155	66580.....	185	66899.....	182	68228.....	192	68510XL.....	193
3148B.....	152	3308.....	153	39214.....	126	500008.....	171	64215.....	155	64216.....	155	66632.....	184	66927.....	183	68228H.....	192	68512.....	193
3150.....	153	3312.....	153	39218.....	113	500010.....	171	64216.....	155	64217.....	155	66634.....	184	66930.....	183	68232.....	193	68512H.....	192
3150B.....	153	3316.....	153	39260.....	127	500011.....	171	64217.....	155	64218.....	155	66636.....	184	66932.....	183	68232H.....	192	68512XL.....	193
3152.....	153	3320.....	153	39318.....	113	500012.....	171	64218.....	155	64219.....	155	66638.....	184	66935.....	183	68236.....	193	68514.....	

68520XL	193	68913	197	69955	199	76126A	216	7-654S	144	77209A	216	78115	216	79619	217	86025A	323	8-648	146
68524	193	68913SB	198	69958	199	7-6128	142	7-656	142	77210A	216	78120	86	797	105	86029	213	8-648L	147
68524H	192	68913XL	198	69959	199	76128A	216	7-656S	144	77215A	216	78120	216	81003	94	86029	217	8-650	146
68524XL	193	68914	193	709	104	76129	216	7-658	142	77220A	216	78125	86	81200	226	8-6100	146	86501	206
68528	193	68914H	192	71200	187	7-6132	142	7-658S	144	77225A	216	78125	216	81201	226	8-6100L	147	86502	206
68528H	192	68915	193	715	104	76134A	216	7-660	142	77227A	216	78127	86	81303	222	8-6102	146	86503	206
68532	193	68915H	192	718	104	76135A	216	7-660S	144	77230A	216	78127	216	82001	221	8-6102L	147	86510	206
68532H	192	68915XL	193	7183S	104	7-6136	142	76610A	216	77330	216	78130	86	82002	221	8-6104	146	8-652	146
68536	193	68917	193	718S	104	76136A	216	76612A	216	77340	216	78130	216	82003	221	8-6104L	147	86521	206
68536H	192	68917H	192	718SW	104	76138A	216	76613A	216	77345A	216	78140	86	82004	222	8-6106	146	86522	206
68540	193	68919	193	718W	104	76139A	216	76614A	216	77350A	216	78140	216	82005	222	8-6106L	147	8-652L	147
68540H	192	68919H	192	719	104	7-6144	142	76615A	216	77355A	216	78245	86	82006	222	8-6108	146	8-654	146
68548	193	68925	193	719W	104	76210A	216	76616A	216	77408	85	78250	86	82406A	233	8-6108L	147	8-654L	147
68548H	192	68925H	192	720	104	76211A	216	76617A	216	77410	85	78320	217	82408A	233	8-6110	146	8-656	146
686	103	68925XL	193	72075	187	76212A	216	7-661	142	77412	85	78324	217	82416	236	8-6110L	147	8-656L	147
68606	194	69100	193	72100	187	76213A	216	7-662	142	77414	85	78328	217	82419	236	8-6112	146	8-658	146
68607	194	69104	193	72250	187	76220A	216	7-664	142	77416	85	78332	217	82429	236	8-612L	147	8-658L	147
68608	194	69105	193	727-08	244	76221A	216	7-664S	144	77420	85	78336	217	82515	236	8-6114	146	8-660	146
68609	194	69106	193	73250	188	76222A	216	7-666	142	77424	85	78340	217	82516	236	8-6114L	147	8-660L	147
68610	194	69107	193	73251	188	76223A	216	7-668	142	77508	85	78348	217	82519	236	8-6116	146	8-662	146
68612	194	69108	193	73303	261	76231A	216	7-670	142	77510	85	78416	109	82529	236	8-6116L	147	8-662L	147
68614	194	69108	217	73324	260	76232A	216	76712.5A	216	77512	85	78420	109	82606A	231	8-6118	146	8-664	146
68616	194	69109	193	73330	260	76233A	216	76712A	216	77514	85	78424	109	82609A	231	8-6118L	147	8-664L	147
68620	194	69110	193	73336	260	7-624	142	76713A	216	77516	85	78428	109	827	294	8-6120	146	8-666	146
68624	194	69112	193	73348	260	76241A	216	76714A	216	77520	85	78432	109	82706	235	8-6120L	147	8-666L	147
68709	196	69114	193	734	105	76242A	216	76715A	216	77524	85	78436	109	82708	235	8-6122	146	8-668	146
68709XL	198	69116	193	73408	258	76243A	216	76716A	216	77604	85	78440	109	82710	235	8-6122L	147	8-668L	147
68713	196	69120	193	73413	258	7-626	142	76717A	216	77605	85	78448	109	82720	237	8-6124	146	8-670	146
68713XL	198	69124	193	73418	258	76261A	216	76718A	216	77606	85	78456	109	82790	237	8-6124L	147	8-670L	147
68722	196	69128	193	73424	258	76262A	216	7-672	142	77607	85	78520	109	82987	237	8-6126	146	8-672	146
68723	196	69132	193	73430	258	76263A	216	7-674	142	77608	85	78524	109	83003S	322	8-6126L	147	8-672L	147
68809	197	69136	193	73436	258	7-628	142	7-676	142	77609	85	78528	109	83123	322	8-6128	146	8-674	146
68814	227	69140	193	73508	258	7-630	142	7-678	142	77610	85	78532	109	83125	322	8-6130	146	8-674L	147
68814-CUT	227	69148	193	73508	260	76311A	216	7-680	142	77704	85	78536	109	83200	322	8-6130L	147	8-676	146
68818	227	69152	193	73513	258	76312A	216	7-682	142	77705	85	78540	109	83303	223	8-6132	146	8-676L	147
68818-CUT	227	69164	193	73513	260	76313A	216	7-684	142	77706	85	78548	109	83306	233	8-6134	146	8-678	146
68824	227	69302	193	73518	258	7-632	142	7-686	142	77707	85	78606	109	83406	235	8-6134L	147	8-678L	147
68824-CUT	227	69303	193	73518	260	76321A	216	7-688	142	77708	85	78608	109	83408	235	8-6134L	147	8-680	146
68830	227	69304	193	73524	258	76322A	216	7-690	142	77710	85	78610	109	83410	235	8-6136	146	8-680L	146
68830-CUT	227	69305	193	73611	258	76323A	216	7-692	142	77806	86	78612	109	838	321	8-6136L	147	86801	322
68836	227	69306	193	73615	258	76331A	216	76924	215	77807	86	78614	109	83839B	322	8-6138	146	86802	322
68836-CUT	227	69308	193	73620	258	76332A	216	76925	215	77808	86	78617	109	8385	248	8-6138L	147	86803	322
68902	193	69310	193	73903	261	76333A	216	76926	215	77809	86	78619	109	8386	248	8-6140	146	86804	322
68902H	192	69312	193	73913	260	7-634	142	76927	215	77810	86	78706	110	838A	321	8-6140L	147	86805	322
68902XL	193	69314	193	73923	261	76341A	216	76928	215	77815	86	78708	110	8390	248	8-6142	146	8-680L	147
68903	193	69315	193	7-424	140	76342A	216	76934	215	77820	86	78710	110	83903	235	8-6142L	147	8-682	146
68903H	192	69317	193	7-426	140	76343A	216	76935	215	77825	86	78712	110	839B	321	8-6144	146	8-682L	147
68903XL	193	69319	193	7-428	140	7-636	142	76936	215	77827	86	78714	110	840	321	8-6144L	147	8-684	146
68904	193	69325	193	7-430	140	76361A	216	76937	215	77830	86	78717	110	84100	310	8-6148	146	8-684L	147
68904H	192	69610	193	7-432	140	76362A	216	7-694	142	77840	86	78719	110	84120	310	8-6148L	147	8-686	146
68904XL	193	69615	193	7-434	140	76363A	216	76954	215	77845	86	79102A	215	84122	310	8-6152	146	8-686L	147
68905	193	69620	193	7-436	140	7-638	142	76955	215	77850	86	79103A	215	84130	310	8-6152L	147	8-688	146
68905H	192	69625	193	7-438	140	76391A	216	76956	215	77855	86	79106A	215	84142	310	8-6158	146	8-688L	147
68905XL	193	69627	193	74600	188	76392A	216	76957	215	77927	110	79202	215	84167	310	86303	204	8-690	146
68906	193	69630	193	7-6100	142	7-640	142	76958	215	77930	110	79203	215	84172	310	86304	204	8-690L	147
68906H	192	69640	193	7-6104	142	76412	216	7-696	142	77940	110	79242	65	84201A	225	86306	204	8-692	146
68906XL	193	697115	200	7-6108	142	7-642	142	77106A	216	77945	110	79244	65	85800	205	86307	204	8-692L	147
68908	193	69712	197	76110A	216	76421	216	77107A	216	77950	110	79263	78	85801	205	86308	204	8-694	146
68908H	192	697310	200	7-6112	142	76422	216	77108A	216	77955	110	79265	78	85810	205	86406	204	8-694L	147
68908XL	193	697513	200	76114A	216	76423	216	77109A	216	77960	110	79282	78	85820	204	8-642	146	8-696	146
68909	197	697608	195	76115A	216	7-644	142	77110A	216	77DA	226	79300	104	85825	204	8-642L	147	8-696L	147
68909SB	198	69807	197	7-6116	142	7-646	142	77115A	216	78107	86	79303	104	85830	204	8-644	146	8-698	146
68909XL	198	698115	200	76116A	216	7-648	142	77120A	216	78107	216	79305	104	85835	204	86431	205	86980	213
68910	193	698310	200	76118A	216	7-650	142	77125A	216	78108	86	79608	217	85840	204	86432	205	8-698L	147
68910H	192	698513	200	76119	216	76511A	216	77127A	216	78108	216	79610	217	85844	205	86433	205	87	129
68910XL	193	698610	195	7-6120	142	76512A	216												

8-690	146	89800A	324	9107	52	91627	303
8-690L	147	89801A	324	9109	52	91942	302
8-692	146	89802A	324	910A	179	91953	302
8-692L	147	89803A	324	91108	303	92001B	28
8-694	146	89804A	324	91110	303	92002	27
8-694L	147	89805A	324	91112	303	92003	28
8-696	146	89807	324	91114	303	92004	27
8-696L	147	89824	228	91116	303	9210-1.5M	305
8-698	146	89855	228	91118	303	9210-1/16	305
86980	213	89856	228	9118	53	9210-1/2	305
8-698L	147	89901	315	9119	53	9210-1/4	305
87	129	89902	315	912	179	9210-1/8	305
87005	211	89903	315	9120	52	9210-10.5M	305
8720	102	89905	314	91201	60	9210-10M	305
8720L	102	89905-RM	314	91202	60	9210-11.5M	305
8720-RK	326	89906	314	91208	303	9210-11/32	305
8732	102	89906-RM	314	91210	303	9210-11/64	305
8732L	102	89907	314	91212	303	9210-11M	305
8732-RK	326	89907-RM	314	91214	303	9210-12.5M	305
8740	102	89910	315	91215B	60	9210-12M	305
8740B	102	89911	314	91215R	60	9210-13/32	305
8740HS	103	89911-RM	314	91216	303	9210-13/64	305
8740KLB	103	89921	315	91218	303	9210-13M	305
8740L	102	89922	61, 317	9130	56	9210-13M	305
8740LB	102	89923	61, 317	91308	303	9210-15/32	305
8740-RK	326	89931	316	9130B	59	9210-15/64	305
875	228	900	179	91310	303	9210-17/64	305
8797-RK	326	90004C	55	91312	303	9210-19/64	305
8798-RK	326	90005-BSE	55	91314	303	9210-1M	305
8799F	103	90005-PAK	55	91316	303	9210-2.5M	305
8799F-RK	326	90012C	55	91318	303	9210-21/64	305
88	129	90012C-DIV	55	91320	303	9210-23/64	305
88036	217	90012C-INS	55	91324	303	9210-25/64	305
88110	294	900H	179	91325	303	9210-27/64	305
88708	277	90119	32	91401	60	9210-29/64	305
88710	277	90215	34	91402	60	9210-2M	305
88712	277	9-036	149	91408	303	9210-3.5	305
88714	277	903A	179	91408B	60	9210-3/16	305
88716	277	9-040	149	91408R	60	9210-3/32	305
88718	277	9-042	149	91410	303	9210-3/8	305
88720	277	90428	34	91412	303	9210-31/64	305
88724	277	9-046	149	91414	303	9210-3M	305
88728	277	9-048	149	91416	303	9210-4.5M	305
88740	277	904A	179	91418	303	9210-4M	305
885	129	905	179	91418	303	9210-5.5M	305
89020	322	9-052	149	91420	303	9210-5M	305
89317	314	9-054	149	91424	303	9210-5/16	305
89317-RM	314	9-058	149	91425A	207	9210-5/32	305
89656	311	906	179	91505	303	9210-5/64	305
89656-1	311	9-060	149	91506	303	9210-5M	305
89656-2	311	9-064	149	91507	303	9210-6.5M	305
89656-3	311	9-068	149	91508	303	9210-6M	305
89656-4	311	906B	179	91509	303	9210-7.5M	305
89656-6	311	907	179	91510	303	9210-7/16	305
89656-7	311	9-070	149	91511	303	9210-7/32	305
89656-9	311	9-072	149	91512	303	9210-7/64	305
89657	310	9-074	149	91515	303	9210-7M	305
89657-1	310	9-076	149	91522	303	9210-8.5M	305
89657-2	310	907A	179	91525	303	9210-8M	305
89657-3	310	908	179	91527	303	92109	25
89657-4	310	9-082	149	91542	303	9210-9.5M	305
89657-5	310	9-088	149	91545	303	9210-9/32	305
89657-6	310	908A	179	91555	303	9210-9/64	305
89657-7	310	909	179	91610	303	92109B	25
89657-BAR	310	909A	179	91611	303	9210-9M	305
89657-YKA	310	910	179	91612	303	92110	24
89701	318	9101	52	91615	303	92117B	24
89702	318	9104	52	91622	303	92119	24
				91625	303	92125M	305

92129	305	9-6144	148	97516	50, 56	99105SB	16
92208	25	9-6144L	149	97801	56	99107SB	17
92212	25	9-6148	148	97802	56	99108SB	17
92212B	25	9-6148L	149	97806	56	99113SB	20
92213	26	9-6152	148	97808	42	99206SB	18
92213B	26	9-6152L	149	97809	40	99208SB	19
92215	26	9-6156	148	97810	40, 41	99209SB	20
92215B	26	9-6156L	149	97811	42	99210SB	19
92340	304	9-6160	148	97812	44	99213SB	19
92408	26	9-6160L	149	97813	34, 45	99400B	21
92408B	26	9-6164	148	97816	52	99407SB	21
92440	304	9-6168	148	97817	52	995	288
92460	207	9-6176	148	97819	52	99507SB	18
93001	53	9-6180	148	97820	52	99508SB	17
93002	53	9-6184	148	97822	53	99509SB	18
93801	60	9-6208	148	97823	58	996	288
93802	60	9-6220	148	97824	57	99806SB	16
93814B	60	9-6232	148	97825	58	99808SB	16
93814R	60	9-6244	148	97826	32	999001	16
94142	60	9-6256	148	97827	33	999002	18
94231	60	9-656	148	97828	32	999003	16
94330	60	9-660	148	97829	33	999004	17, 18, 19
94410	60	9-664	148	97831	33	999005	19
94701	59	9-668	148	97832	41	999006	51
94702	59	9-672	148	97833	43	999008	21
94711	61, 166	9-676	148	97835	43	999011	16, 17, 51
94715	61, 166	9-684	148	97836	40	999012	18, 19, 20, 21
94772	61, 166	9-688	148	97837	58	999013	53
94804	61	9-694	148	97838	44	999019	21
94805	61	9-696	148	97839	41	999020	57
94806	61	97002	46	97841	48	999021	57
94809	61, 166	97003	46	97842	48	999022	57
94811	61, 166	97004	46	97843B	59	999023	57
94812	61, 166	97005	47	97843M	59	999024	57
94815	61, 166	97006	47	97844	57	999025	57
94972	60	97007	46	97845	58	999031	18
95003	35	97008	46	97846	58	999032	18, 19
95004	35	97010	47	97847	57	999033	19
95010	36	97011	47	97848	57	999034	21
95013	37	97014	47	97860M	59	999035	51
95250	33	97018	36	97904G	25, 26, 33, 34	999037	16
95408	34	97103A	53	97905	24, 25, 26, 32,	999037A	16
95418	34	97103B	53		33, 34	999038	18
95808	32	97106	40	97907	32, 33, 34, 40,	999039	16
95812	32	97109	40		41, 42, 43, 44, 45	999040	18
95907	33	97120	41	97908	40	999041	19
95911	33	97166	40	97909	57	999042	17
9-6100	148	97204	42	97910	57	999043	19
9-6104	148	97211	44	97911	57	999044	19
9-6108	148	97216	44	97914	53	999045	21
9-6110	148	97250	42	97929	57	999046	51
9-6110L	149	97270	43	97930	57	999047	53
9-6112	148	97290	43	97940	24, 40	999048	18
9-6112L	149	97400	45	97941	32, 40, 41	999049	17
9-6116	148	97402	45	97942	25, 26, 33, 34,	999058	17, 20
9-6116L	149	97403B	51		41, 42, 43, 44, 45	999059	20
9-6120	148	97403B-U	51	97945	34, 45	99960G	25
9-6120L	149	97408	45	97949	24, 25	99961G	26
9-6124	148	97418	45	97955	58	99962G	24
9-6124L	149	97500	56	98001B	49	99963G	25
9-6128	148	97502B	51	98002B	49	99965G	24, 32
9-6128L	149	97503	41	98003B	49	99966G	26, 34
9-6132	148	97503B	51	990026	58	99967G	26
9-6132L	149	97505BL	48	99002B	29	99969G	25
9-6136	148	97509	41	990042	58	99970G	24
9-6136L	149	97513	50	990053	58	999A	288
9-6140	148	97514	50	99034	58	999LA	288
9-6140L	149	97515	50	99042	58	999-YOK	325

AFS2	181	B125	231
AFS3	181	B126	232
AFS4	181	B126L	234
AHS2	181	B127	232
AHS3	181	B128	232
AHS4	181	B129	232
AHS5	181	B136	232
AHS6	181	B136C	233
AN1	132	B136E	234
AN10	132	B137	232
AN100	132, 292	B137C	233
AN11	132	B138	232
AN12	132	B138C	233
AN13	132	B139	232
AN14	132	B140	229
AN2	132	B141	229
AN3	132	B142	231
AN31	132	B143	231
AN32	132	B153	230
AN33	132	B155	230
AN34	132	B177	231
AN35	132	B200	227
AN4	132	B200R	227
AN5	132	B204A	226
AN51	132	B206	220
AN52	132	B207	220
AN6	132	B210B	221
AN7	132	B212B	221
AN8	132	B214B	221
AN9	132	B218B	221
APS2	181	B224A	223
APS21	181	B230B	221
APS3	181	B231B	221
APS31	181	B232B	221
APS4	181	B238B	221
APS6	181	B239B	221
AW812S	178	B240B	220

PART NUMBER INDEX

PART NUMBER INDEX

B45-20	224	BS30M	277	C35	249	CAD-181	243	CW20	175	DW14L	109	GM-24	264	K908	321	LT24	82	M3454	132
B45-7A	224	BS32	275	C35A	249	CAD-182	243	CW21M	175	DW14XL	109	GM-32	264	L-18	307	LT26	82	M3455	132
B49	226	BS36	275	C36	251	CAD-186	243	CW22	175	DW16L	109	GMV-26RPS/4	54	L-19	307	LT26R	81	M3458	132
B4PLS	222	BS36M	277	C37	259	CB27	250	CW22M	175	DW16XL	109	GS-16	264	L-22	307	LT28	82	M3460	132
B5PLS	222	BS40	275	C38	259	CB30	250	CW24	175	DW18L	109	GS-20	264	L400-JNT	271	LT30	82	M604	69
B6A	224	BS42M	277	C38A	259	CBR6	250	CW24M	175	DW18XL	109	GT-0.5	284	L400-NUT	271	LT32	82	M604.5	69
B8A	224	BS45M	277	C38C	259	CBR7	250	CW26	175	DW20L	109	GT-1	284	L400-PAD	271	LT8	82	M605	69
BC-1	279	BS48	275	C39	258	CBR8	250	CW28	175	DW20XL	109	GT-2	284	L400-PIN	271	M1210	108	M605.5	69
BC114	227	BS48M	277	C393S	261	CF143	313	CW32	175	DW24L	109	GT-3	284	L400-SCR	271	M1210H	108	M606	69
BC114-CUT	227	BS52M	277	C39A	258	CF144	313	CWF10M	175	DW24LS	114	H-12	307	L408	271	M1211	108	M607	69
BC118	227	BS56	275	C39B	258	CF145	313	CWF11M	175	DW24XL	109	HB-10BH	306	L412	271	M1211H	108	M608	69
BC118-CUT	227	BS64	275	C4	251	CF146	313	CWF12	175	DW24XLS	114	HD12	138	L416	271	M1212	108	M609	69
BC124	227	BS6M	277	C40	259	CF147	313	CWF12M	175	DW8L	109	HD15	138	L420	271	M1212H	108	M610	69
BC124-CUT	227	BS7M	277	C402	271	CF147-RM	313	CWF13M	175	DW8XL	109	HD21	138	L508	271	M1213	108	M611	69
BC130	227	BS8M	277	C403	271	CF61	319	CWF14	175	DXG-22-1	54	HD24	131	L512	271	M1213H	108	M612	69
BC130-CUT	227	BTC2	318	C404	271	CF61-100	319	CWF14M	175	E1012	164	HD25	138	L516	271	M1214	108	M613	69
BC136	227	BW1011	312	C406	271	CF61-12S	319	CWF15M	175	E1214	164	HD26	131	L520	271	M1214H	108	M614	69
BC136-CUT	227	BW812SB	178	C408	271	CF61-14S	319	CWF16	175	E1416	164	HD28	131	LB-10BH	306	M1215	108	M615	69
BC-2	279	BWT1016	312	C41	259	CF62-12S	319	CWF16M	175	E1618	164	HD30	131	LD12	107	M1215H	108	MB1011	168
BC-3	279	C1	251	C410	271	CF62-14S	319	CWF17M	175	E1820	164	HD32	131	LD14	107	M1216	108	MB1213	168
BC-5	279	C10	251	C412	271	CF62CS	319	CWF18	175	E1922	164	HD34	131	LD16	107	M1216H	108	MB1415	168
BH10014	215	C10LRA	253	C42	259	CF63	319	CWF18M	175	E2022	164	HD36	131	LD18	107	M1217	108	MB1719	168
BK-SETS-89	244	C10PS	252	C43	259	CF63-1	319	CWF19M	175	E2024	164	HD38	131	LD20	107	M1217H	108	MB2022	168
BP08	276	C12	251	C43.45	259	CF63-14	319	CWF20	175	E2224	164	HD40	131	LD20R	105	M1218	108	MB6	168
BP10	276	C13	251	C44	259	CF63-21	319	CWF20M	177	E2428	164	HD42	131	LD22	107	M1218H	108	MB89	168
BP12	276	C14	251	C45LR	253	CF63-24	319	CWF21M	177	E2628	164	HD44	131	LD24	107	M1219	108	MC10	154
BP14	276	C14LR	254	C46LR	254	CF63-34	319	CWF22	175	E3032	164	HD46	131	LD26	107	M1219H	108	MC10B	154
BP16	276	C15	251	C47LR	255	CF68	319	CWF22M	177	E3440	164	HD48	131	LD26R	105	M1220	108	MC11	154
BP18	276	C15A	251	C48LR	254	CH-0.5-10	280	CWF23M	177	E68	164	HD50	131	LD28	107	M1220H	108	MC111	161
BP20	276	C16	251	C49LR	253	CH-0.5-20	280	CWF24	175	E810	164	HD52	131	LD30	107	M1221	108	MC11B	154
BP24	276	C18	251	C5	251	CH05M	214	CWF24M	177	EX1	300	HD54	131	LD32	107	M1221H	108	MC12	154
BP28	276	C19	251	C50	249	CH06	214	CWF25M	177	EX2	300	HD56	131	LD34	107	M1222	108	MC12B	154
BP32	276	C1A	251	C500	248	CH06M	214	CWF26	177	EX3	300	HD58	131	LD36	107	M1222H	108	MC13	154
BP36	276	C2	251	C501	248	CH07M	214	CWF27M	177	EX4	300	HD60	131	LD38	107	M1223	108	MC13B	154
BP40	276	C20LR	255	C502	248	CH08	214	CWF28	177	EX5	300	HD62	131	LD40	107	M1223H	108	MC14	154
BP48	276	C21	249	C503	248	CH08M	214	CWF30	177	EX6	300	HD64	131	LD42	107	M1224	108	MC14B	154
BP56	276	C22	249	C504	248	CH09M	214	CWF30M	177	F7TR	302	HD66	131	LD44	107	M1224H	108	MC15	154
BP64	276	C23	249	C505	248	CH-1.5-10	280	CWF32	177	FG1	319	HD68	131	LD46	107	M1225	108	MC15B	154
BRS1.5	268	C23A	249	C506	248	CH-1.5-20	280	CWF32M	177	FG12	319	HD70	131	LD48	107	M1225H	108	MC16	154
BRS2.5	268	C24	249	C507	248	CH10	214	CWF34	177	FG15A	319	HD72	131	LDS12	107	M1226	108	MC16B	154
BRS4	268	C25	249	C508	248	CH10M	214	CWF36	177	FG2	319	HD74	131	LDS14	107	M1226H	108	MC17	154
BS08	275	C25A	249	C508PPS	252	CH11	214	CWF38	177	FG23	319	HD76	131	LDS16	107	M1227	108	MC17B	154
BS08L	278	C26	249	C509	248	CH-1-10	280	CWF40	177	FG275A	320	HK01	49	LDS18	107	M1227H	108	MC18	154
BS08XL	278	C26A	249	C51	249	CH11M	214	D012	168	FG30	320	HK02	49	LDS20	107	M1228	108	MC18B	154
BS10	275	C27	249	C510	248	CH12	214	D406S	109	FG35A	319	HK03	49	LDS22	107	M1228H	108	MC19	154
BS10L	278	C27A	249	C511	248	CH-1-20	280	D407S	109	FG4444	320	HK04	49	LDS24	107	M1229H	108	MC19B	154
BS10M	277	C28	248	C52	249	CH14	214	D408S	109	FG7A	320	HK05	49	LDS26	107	M1230	108	MC20	154
BS10XL	278	C28A	248	C5BDS	250	CH16	214	D409S	109	FG9	320	HK-SET4	244	LDS28	107	M1230H	108	MC209	160
BS12	275	C28B	248	C5LPPS	252	CH-2-10	280	D410S	109	FHRK1	327	HRN032	266	LDS30	107	M1231H	108	MC209B	162
BS12L	278	C28C	248	C5PPS	252	CH-2-20	280	D411S	109	FHRK1/2	327	HRN038	266	LDS32	107	M1232	108	MC20B	154
BS12M	277	C29	248	C5TPS	252	CH-3-10	280	D412S	109	FHRK3/4	327	HRN044	266	LDS34	107	M1232H	108	MC21	154
BS12XL	278	C290	248	C6	251	CH-3-20	280	DC6150	323	FHRK3/8	327	IMB21	101	LDS36	107	M1236	108	MC210	160
BS14	275	C291	248	C65	259	CH-5-10	280	DC8200	323	FL0911M	167	IMB22	101	LDS38	107	M1236H	108	MC211	160
BS14M	277	C292	248	C66	259	CH-5-20	280	DFE1000	189	FL1012M	167	IMB23	101	LDS40	107	M214R	162	MC212	160
BS16	275	C293	248	C66	260	CHS7A	214	DFN250A	189	FL1214S	167	IMB24	101	LDS42	107	M215R	162	MC212B	162
BS16L	278	C294	248	C67	259	CHS7MA	214	DFN50A	189	FL1314M	167	IMD206	101	LDS44	107	M3424	132	MC214	160
BS16M	277	C295	248	C67	260	CW10M	175	DIN250A	189	FL1517M	167	IMD207A	101	LDS46	107	M3425	132	MC214B	163
BS16XL	278	C296	248	C673	260	CW11M	175	DIN600A	189	FL1618M	167	IMD208K	101	LDS48	107	M3426	132	MC215	161
BS18	275	C29A	248	C68	259	CW12	175	DIN75A	189	FL1618S	167	IMD307KA	217	LH-0.25-3	282	M3427	132	MC219	162
BS18M	277	C2A	251	C68	260	CW12M	175	DS-100-5	308	FL2022S	167	IMD308KM	217	LH-0.5-3	282	M3428	132	MC21B	154
BS20	275	C2BDS	250	C69	259	CW13M	175	DT1000	308	FL3S	167	IMD407	217	LH-0.75-5	282	M3429	132	MC22	154
BS20L	278	C3	251	C6LR	253	CW14	175	DT-100-5	308	FLM3S	167	K1	315	LH-1.5-5	282	M3430	132	MC22B	154
BS20M	277	C30	248	C7	251	CW14M	175	DT-10-5	308	FLM5S	167	K2	316	LH-3-5	282	M3432	132	MC23	154
BS20XL	278	C31	248	C70	259	CW15M	175	DT2000	308	G-16	307	K29	317	LT10	82	M3435	132	MC23B	154
BS24	275	C31A	248	C71	259	CW16	175	DT3000	308	G52/1	301	K2906	317	LT12	82	M3436	132	MC24	154
BS24L	278	C31C	248	C72	259	CW16M	175	DT4000	308	G52/2	301	K3	316	LT14	82	M3438	132	MC24B	154
BS24M	277	C32	249	C73	259	CW17M	175	DW10L	109	GB-10BH	306	K4	316	LT16	82	M3441	132	MC25	154

MC27B.....	154	MD1212.....	108	MEB13.....	154	MP23DH.....	122	MPD3427H.....	135	MT23.....	83	MTPL12.....	99	P2210.....	98	P2662.....	133	P8-108.....	145
MC28.....	154	MD1212H.....	108	MEB14.....	154	MP23H.....	121	MPD3430H.....	135	MT23H.....	83	MTPL13.....	99	P2212.....	98	P2664.....	133	P8-140A.....	145
MC28B.....	154	MD1213.....	108	MEB15.....	154	MP24DH.....	122	MPD3431H.....	135	MT24H.....	83	MTPL14.....	99	P2214.....	98	P2666.....	133	P8T.....	100
MC29.....	154	MD1213H.....	108	MEB16.....	154	MP24H.....	121	MPD3432H.....	135	MT25H.....	83	MTPL15.....	99	P2216.....	98	P2668.....	133	PA2-4A.....	81
MC29B.....	154	MD1214.....	108	MEB17.....	154	MP25H.....	121	MPD3433H.....	135	MT26.....	83	MTPL16.....	99	P2218.....	98	P2670.....	133	PA4-2A.....	106
MC30.....	154	MD1214H.....	108	MEB18.....	154	MP26H.....	121	MPD3434H.....	135	MT26H.....	83	MTPL17.....	99	P2220.....	98	P2672.....	133	PA4-6.....	106
MC30B.....	154	MD1215.....	108	MEB19.....	154	MP27H.....	121	MPD3435H.....	135	MT6.....	83	MTPL18.....	99	P2222.....	98	P2674.....	133	PA4-6.....	130
MC32B.....	154	MD1215H.....	108	MEB20.....	154	MP28H.....	121	MPD3436H.....	135	MT6H.....	83	MTPL19.....	99	P2224.....	98	P2676.....	133	PA6-4.....	106
MC35.....	154	MD1216.....	108	MEB21.....	154	MP29H.....	121	MPD3437H.....	135	MT7.....	83	MTPL8.....	99	P2303T.....	291	P293.....	296	PA6-4.....	130
MC35B.....	154	MD1216H.....	108	MEB22.....	154	MP30DH.....	122	MPD3438H.....	135	MT7H.....	83	MTPL9.....	99	P2308T.....	291	P300.....	297	PA6-7.....	130
MC36.....	154	MD1217.....	108	MEB23.....	154	MP30H.....	121	MPD3441H.....	135	MT8.....	83	MTW10.....	85	P2406.....	120	P302T.....	290	PA6-7.....	140
MC36B.....	154	MD1217H.....	108	MEB24.....	154	MP31H.....	121	MPD3443H.....	135	MT8H.....	83	MTW10L.....	85	P2406DH.....	121	P305T.....	290	PA7-6.....	130
MC38.....	154	MD1218.....	108	MEB25.....	154	MP32DH.....	122	MPD3446H.....	135	MT9.....	83	MTW4.....	85	P2407.....	120	P309.....	293	PA7-6.....	140
MC38B.....	154	MD1218H.....	108	MEB26.....	154	MP32H.....	121	MPD3450H.....	135	MT9H.....	83	MTW4L.....	85	P2407DH.....	121	P309.....	297	PA7-8.....	140
MC41.....	154	MD1219.....	108	MEB27.....	154	MP3417H.....	134	MPD3450H.....	122	MTF10HA.....	84	MTW5.....	85	P2408.....	120	P310.....	293	PA7-8.....	145
MC41B.....	154	MD1219H.....	108	MEB28.....	154	MP3418H.....	134	MPD8HT.....	127	MTF11HA.....	84	MTW5L.....	85	P2408DH.....	121	P310.....	297	PA8-7.....	140
MC43.....	154	MD1220.....	108	MEB29.....	154	MP3419H.....	134	MRB1112.....	169	MTF12HA.....	84	MTW6.....	85	P2409.....	120	P310T.....	290	PA8-7.....	145
MC43B.....	154	MD1220H.....	108	MEB30.....	154	MP3420H.....	134	MRB1314.....	169	MTF13HA.....	84	MTW6L.....	85	P2409DH.....	121	P312.....	297	PAD 137.....	244
MC46.....	154	MD1221.....	108	MEB32.....	154	MP3421H.....	134	MRB1517.....	169	MTF14HA.....	84	MTW7.....	85	P2410.....	120	P3160.....	293	PB2614M.....	136
MC46B.....	154	MD1221H.....	108	MEB6.....	154	MP3422H.....	134	MRB50.....	170	MTF15HA.....	84	MTW7L.....	85	P2410DH.....	121	P3210.....	293	PB2617M.....	136
MC50.....	154	MD1222.....	108	MEB7.....	154	MP3423H.....	134	MRB78.....	169	MTF16HA.....	84	MTW8.....	85	P2411.....	120	P3212T.....	291	PB2618.....	135
MC50B.....	154	MD1222H.....	108	MEB8.....	154	MP3424H.....	134	MROB910.....	169	MTF17HA.....	84	MTW8L.....	85	P2411DH.....	121	P4-065T.....	104	PB2618-BIT.....	135
MCS1.....	154	MD1223.....	108	MEB9.....	154	MP3425H.....	134	MROB1112.....	169	MTF18HA.....	84	MTW9.....	85	P2412.....	120	P4-080T.....	104	PB2618-BIT.....	136
MCS1B.....	154	MD1223H.....	108	MF2000.....	188	MP3426H.....	134	MROB1314.....	169	MTF19HA.....	84	MU10H.....	69	P2412DH.....	121	P4-100T.....	104	PB2619M.....	136
MC54.....	154	MD1224.....	108	MF6.....	66	MP3427H.....	134	MROB1517.....	169	MTL10.....	83	MU11H.....	69	P2413.....	120	P4-105A.....	106	PB2620.....	135
MC54B.....	154	MD1224H.....	108	MF8.....	79	MP3428H.....	134	MROB30.....	170	MTL10H.....	83	MU12H.....	69	P2413DH.....	121	P4-110A.....	106	PB2620-BIT.....	135
MC55.....	154	MD1225.....	108	MFR250HD.....	188	MP3429H.....	134	MROB50.....	170	MTL11.....	83	MU13H.....	69	P2414.....	120	P4-120T.....	104	PB2620-BIT.....	136
MC55B.....	154	MD1225H.....	108	MFR600HD.....	188	MP3429H.....	134	MROB78.....	169	MTL11H.....	83	MUSH.....	69	P2414DH.....	121	P4-140A.....	106	PB2622M.....	136
MC57.....	154	MD1226.....	108	MG2K.....	244	MP3430H.....	134	MROB910.....	169	MTL12.....	83	MU6H.....	69	P2415.....	120	P4-140T.....	104	PB2624.....	135
MC57B.....	154	MD1226H.....	108	MHD15.....	138	MP3431H.....	134	MS1069.....	11	MTL12H.....	83	MU7H.....	69	P2415DH.....	121	P4-812.....	124	PB2624-BIT.....	135
MC6.....	154	MD1227.....	108	ML604.....	69	MP3432H.....	134	MS1069-TO.....	11	MTL13.....	83	MU8H.....	69	P2432.....	120	P4-814.....	124	PB2624-BIT.....	136
MC60.....	154	MD1227H.....	108	ML605.....	69	MP3433H.....	134	MS1225.....	7	MTL13H.....	83	MU9H.....	69	P2432DH.....	121	P4-816.....	124	PB2624M.....	136
MC606.....	154	MD1228H.....	108	ML606.....	69	MP3434H.....	134	MS1225-TO.....	7	MTL14.....	83	MX46.....	141	P2433.....	120	P4-818.....	124	PB2628.....	135
MC607.....	154	MD1229H.....	108	ML606.5.....	69	MP3435H.....	134	MS1306-A.....	6	MTL14H.....	83	MX50.....	141	P2433DH.....	121	P4-820.....	124	PB2628-BIT.....	135
MC608.....	154	MD1230H.....	108	ML607.....	69	MP3436H.....	134	MS1306A-TO.....	6	MTL15.....	83	MX54.....	141	P2434.....	120	P4-822.....	124	PB2628-BIT.....	136
MC609.....	154	MDW10L.....	109	ML608.....	69	MP3440H.....	134	MS1420.....	4	MTL15H.....	83	MX55.....	141	P2434DH.....	121	P4-824.....	124	PB2632.....	135
MC60B.....	154	MDW10XL.....	110	ML609.....	69	MP3441H.....	134	MS1420-TO.....	4	MTL16.....	83	MX60.....	141	P2435.....	120	P4-826.....	124	PB2632-BIT.....	135
MC610.....	154	MDW12L.....	109	ML610.....	69	MP3442H.....	134	MS1835.....	2	MTL16H.....	83	MX65.....	141	P2435DH.....	121	P4-828.....	124	PB2632-BIT.....	136
MC611.....	154	MDW12XL.....	110	ML611.....	69	MP3443H.....	134	MS1835-TO.....	2	MTL17.....	83	MX70.....	141	P2436.....	120	P4-830.....	124	PCH-1.....	255
MC612.....	154	MDW14L.....	109	ML612.....	69	MP3446H.....	134	MS3114.....	8	MTL17H.....	83	MX75.....	141	P2436DH.....	121	P4-832.....	124	PD387T.....	100
MC613.....	154	MDW14XL.....	110	ML613.....	69	MP3450H.....	134	MS3114-TO.....	8	MTL18.....	83	NH2.....	207	P2437.....	120	P495.....	297	PH15.....	266
MC614.....	154	MDW17L.....	109	ML614.....	69	MP36H.....	121	MS3125.....	8	MTL18H.....	83	NH6.....	207	P2437DH.....	121	P498.....	293	PH20.....	266
MC615.....	154	MDW17XL.....	110	MP08H.....	121	MP6T.....	126	MS3125-TO.....	8	MTL19.....	83	NH9.....	207	P2438.....	120	P499.....	294	PH26.....	265
MC616.....	154	MDW19L.....	109	MP09H.....	121	MPD08H.....	122	MSM2102.....	9	MTL19H.....	83	NSP14A.....	179	P2438DH.....	121	P500.....	292	PH30.....	265
MC617.....	154	MDW19XL.....	110	MP10DH.....	122	MPD09H.....	122	MT10.....	83	MTL20H.....	83	NSP18A.....	179	P2439.....	120	P501.....	292	PH60S.....	265
MC618.....	154	MDW19XLS.....	115	MP10H.....	121	MPD10H.....	122	MT10H.....	83	MTL21H.....	83	NSP24A.....	179	P2439DH.....	121	P50109.....	296	PH61S.....	265
MC64.....	154	MDW6L.....	109	MP11DH.....	122	MPD11H.....	122	MT11.....	83	MTL22H.....	83	NSP36A.....	179	P2440.....	120	P5013A.....	296	PHF19.....	266
MC64B.....	154	MDW6XL.....	110	MP11H.....	121	MPD12H.....	122	MT11H.....	83	MTL23H.....	83	NSP48A.....	179	P2440DH.....	121	P503.....	292	PHF25.....	266
MC65.....	154	MDW7LCP.....	115	MP12DH.....	122	MPD13H.....	122	MT12.....	83	MTL23H.....	83	NSP6.....	179	P2609.....	133	P507.....	292	PHF41.....	266
MC65B.....	154	MDW8L.....	109	MP12H.....	121	MPD14H.....	122	MT12H.....	83	MTL6.....	83	OE12LR.....	165	P2610.....	133	P509.....	292	PHF42.....	266
MC691.....	161	MDW8XL.....	110	MP13DH.....	122	MPD15H.....	122	MT13.....	83	MTL7.....	83	OE6LR.....	165	P2611.....	133	P5406.....	139	PHF43.....	266
MC692.....	161	ME1011.....	164	MP13H.....	121	MPD16H.....	122	MT13H.....	83	MTL7H.....	83	OE8LR.....	165	P2612.....	133	P5410.....	139	PHF44.....	266
MC6B.....	154	ME1213.....	164	MP14DH.....	122	MPD17H.....	122	MT14.....	83	MTL8.....	83	P012-LNK.....	326	P2613.....	133	P5413.....	139	PHF45.....	266
MC7.....	154	ME12A.....	165	MP14H.....	121	MPD18H.....	122	MT14H.....	83	MTL8H.....	83	P017-SCR.....	325	P2614.....	133	P5426S.....	140	PHF46.....	266
MC70.....	154	ME1415.....	164	MP15DH.....	122	MPD19H.....	122	MT15.....	83	MTL9.....	83	P11T.....	125	P2615.....	133	P6-107.....	130	PHU12L.....	123
MC70B.....	154	ME1617.....	164	MP15H.....	121	MPD20H.....	122	MT15H.....	83	MTL9H.....	83	P175.....	207	P2632.....	133	P6-110.....	130	PHU14.....	122
MC73.....	154	ME1819.....	164	MP16DH.....	122	MPD21H.....	122	MT16.....	83	MTP10.....	98	P177.....	207	P2634.....	133	P6-113.....	130	PHU14L.....	123
MC73B.....	154	ME2021.....	164	MP16H.....	121	MPD22H.....	122	MT16H.....	83	MTP11.....	98	P179.....	207	P2636.....	133	P6-140A.....	130	PHU16.....	122
MC75.....	154	ME2122.....	164	MP17DH.....	122	MPD23H.....	122	MT17.....	83	MTP12.....	98	P187.....	294	P2638.....	133	P6-824.....	133	PHU16L.....	123
MC75B.....	154	ME2427.....	164	MP17H.....	121	MPD24H.....	122	MT17H.....	83	MTP13.....	98	P187-SCR.....	325	P2640.....	133	P6-826.....	133	PHU18.....	122
MC7B.....	154	ME2528.....	164	MP18DH.....	122	MPD25H.....	122	MT18.....	83	MTP14.....	98	P187-YOK.....	325	P2642.....	133	P6-828.....	133	PHU18L.....	123
MC8.....	154	ME2732.....	164	MP18H.....	121	MPD27H.....	122	MT18H.....	83	MTP15.....	98	P190.....	293	P2644.....	133	P6-830.....	133	PHU20.....	122
MC80.....	154	ME67.....	164	MP19DH.....	122	MPD30H.....	122	MT19.....	83	MTP16.....	98	P200.....	293	P2646.....	133	P6-832.....	133	PHU20L.....	123
MC80B.....	154	ME6A.....	165	MP19H.....	121	MPD3419H.....	135	MT19H.....	83	MTP17.....	98	P202T.....	290	P2648.....	133	P6-834.....	133	PHU22.....	122
MC8B.....	154	ME810.....	164	MP20DH.....	122	MPD3421H.....	135	MT20.....	83	MTP18.....	98	P205T.....	290	P2650.....	133	P6-836.....	133	PHU22L.....	123
MC9.....	154	ME89.....	164	MP20H.....	121	MPD3422H.....	135	MT20H.....	83	MTP19.....	98	P210.....	296	P2652.....	133	P6-838.....	133	PHU24.....	122
MC9B.....</																			

PHU28L	123	PL2632	134	RB121A	206
PHU30	122	PL2634	134	RB122A	206
PHU30L	123	PL2636	134	RB123A	206
PHU32	122	PL2638	134	RB221	206
PHUM10	123	PL2640	134	RB222	206
PHUM10L	123	PL2642	134	RB223	206
PHUM11	123	PL2644	134	RB224	206
PHUM11L	123	PL2646	134	RB321	206
PHUM12	123	PL2648	134	RB322	206
PHUM12L	123	PL2650	134	RC2	318
PHUM13	123	PL2652	134	RC3	318
PHUM13L	123	PL2654	134	RC4	318
PHUM14	123	PL2656	134	RF163	311
PHUM14L	123	PL2658	134	RF163-1	311
PHUM15	123	PL2660	134	RF163-2	311
PHUM15L	123	PL2662	134	RF163-3	311
PHUM16	123	PL2664	134	RF163-4	311
PHUM16L	123	PL8HT	125	RF163-5	311
PHUM17	123	PLP100	144	RF163-BAR	326
PHUM17L	123	PLP150	147	RF163-CON	326
PHUM18	123	PLP250	149	RF163-WNP	326
PHUM18L	123	PLP34	135	RF163-YKA	326
PHUM19	123	PLR100	144	RLH30	131
PHUM19L	123	PLR150	147	RLH32	131
PHUM20	123	PLR34	135	RLH34	131
PHUM20L	123	PM388T	100	RLH36	131
PHUM21	123	PMD388T	101	RLH40	131
PHUM21L	123	PO10A	288	RLH42	131
PHUM22	123	PO10-BLT	325	RLH44	131
PHUM22L	123	PO10-LGS	325	RLH46	131
PHUM23	123	PO10-NUT	326	RLH48	131
PHUM23L	123	PO10-SCR	325	RLH52	131
PHUM24	123	PO10T	297	RT12	181
PHUM24L	123	PO11	288	RT14	181
PL11T	125	PO11-LGS	325	RT16	181
PL13T	125	PO11-SCR	325	RT18	181
PL2210	98	PO11-YOK	325	RT20	181
PL2212	98	PO12	289	RT24	181
PL2214	98	PO12-BLT	325	RT28	181
PL2216	98	PO12L	289	S010	204
PL2218	98	PO12-LGS	325	S012	204
PL2220	98	PO12L-LGS	325	S027	204
PL2222	98	PO12-NUT	326	S03	204
PL2224	98	PO12-SCR	325	S04	204
PL2406	120	PO12-YOK	325	S06	204
PL2407	120	PO13A	288	S08	204
PL2408	120	PO13-LGS	325	S-13	307
PL2409	120	PO14	289	S35P	301
PL2410	120	PO14-LGS	325	S410A	226
PL2411	120	PO17	289	S412A	226
PL2412	120	PO17-BLT	325	S416A	226
PL2413	120	PO17-NUT	326	S47A	226
PL2414	120	PO17-YOK	325	S69-RK	326
PL2415	120	PO40	295	SB060810	60
PL2432	120	PO50A	295	SB070812	60
PL2433	120	PO60A	295	SB071607	60
PL2434	120	PO70	295	SB081209	60
PL2435	120	PR-16E	54	SB091608	60
PL2436	120	PR-19E	54	SB-10BH	306
PL2437	120	PR-23E	54	SB111211	60
PL2438	120	PT-0.5	284	SB111212	60
PL2439	120	PT-1	284	SB111609	60
PL2440	120	PT-2	284	SB112406	60
PL2609	134	PT-3	284	SB151611	60
PL2610	134	PU120	99	SB191615	60
PL2611	134	PU140	99	SCD06	208
PL2612	134	PU160	99	SCD1009	195
PL2613	134	PU180	99	SCD1010	195
PL2614	134	PU200	99	SCD104	208
PL2615	134	RB120A	206	SCD12	209

SCD2009	194	ST69805	194
SCD2010	195	ST69806	194
SCD3009	195	ST69808	194
SCD3A	209	ST69810	194
SCD4	208	ST69812	194
SCD506	209	ST69825	194
SCD6	211	STPG-24	268
SCD7	211	STXS610	194
SD14	65	STXS615	194
SD69504	194	STXS620	194
SD69505	194	STXS625	194
SD69506	194	STXS627	194
SD69508	194	STXS630	194
SD69510	194	STXS640	194
SD69512	194	STXS645	194
SD69514	194	STXS650	194
SD69516	194	SWB3A	269
SD69520	194	SWB3A	328
SD69524	194	SWB4A	269
SD69902	194	SWB4A	328
SD69903	194	SWB5A	269
SD69904	194	SWB5A	328
SD69905	194	SWB6A	269
SD69906	194	SWB6A	328
SD69908	194	SWB8A	269
SD69910	194	SWB8A	328
SD69915	194	SWJ12	67
SD69925	194	SWJ12	73
SD69955	194	SWJ12	80
SE1410	301	SWJ12	104
SE50-1	300	SWJ12	105
SE50-2	300	SWJ14	67
SE50-3	300	SWJ14	73
SE50-4	300	SWJ14	80
SE50-5	300	SWJ14	105
SE50-6	300	SWJ38	67
SE50-7	300	SWJ38	73
SE50-8	300	SWJ38	80
SE50-9	300	SWJ38	105
SE50C	300	SWJ3S	73
SE70C	300	SWJ3S	80
SF-2	268	SWJ3S	105
SF-3	268	T1	79
SM100	189	T10	82
SM40	189	T100	82
SO-10-NE	244	T12	82
SO-5-NE	244	T120	82
SO-7-NE	244	T14	82
SPI156	267	T140	82
SPI156N	267	T16	82
SPI-156-S8	267	T160	82
SPI206	267	T18	82
SPI206N	267	T180	82
SPS150	267	T20	82
SPS-150N-S8	267	T200	82
SPS-155-S8	267	T22	82
SPS200	267	T220	82
SR-100-2	308	T24	82
ST69001	194	T240	82
ST69006	194	T26	82
ST69008	194	T260	82
ST69010	194	T27	80
ST69012	194	T28	82
ST69016	194	T280	82
ST69020	194	T3	80
ST69024	194	T30	77
ST69032	194	T300	82
ST69802	194	T30S	82
ST69803	194	T30-SCR	327
ST69804	194	T31	79

T31W	79	TH26	82
T320	82	TH28	82
T325	82	TH30	82
T34	81	TH32	82
T36	78	TH85	82
T4	79	TM1200	189
T41	79	TM2200	189
T41W	79	TM3200	189
T42	78	TM750A	189
T4S	79	TP1	86
T4W	79	TP2	86
T5	79	TP3	86
T57-RK	326	TP4	86
T58	80	TR1T	302
T5W	79	TR2T	302
T6	79	TRM1	302
T606	86	TS10	84
T607	86	TS12	84
T607T	86	TS14	84
T608	86	TS16	84
T608T	86	TS18	84
T609	86	TS20	84
T609T	86	TS8	84
T610	86	TU11	156
T610T	86	TU11B	159
T615	86	TU120A	84
T615T	86	TU12SH	157
T620	86	TU140A	84
T620T	86	TU14S	156
T625	86	TU14SB	158
T625T	86	TU160A	84
T627	86	TU180A	84
T627T	86	TU19	157
T630	86	TU200A	84
T630T	86	TU220A	84
T640	86	TU240A	84
T640T	86	TU4	156
T645	86	TU7	156
T645T	86	TU7B	159
T650	86	TU7SH	157
T650T	86	TU9	156
T655	86	TU9B	159
T71-LCW	327	TU9SH	157
T8	82	TW10	85
T80	82	TW10L	85
T83	77	TW12	85
T84	77	TW12L	85
T8532	76	TW4	85
T8532-RK	326	TW4L	85
T85-RK	326	TW5	85
T8820	76	TW5L	85
T8820-RK	326	TW6	85
T88-RK	326	TW6L	85
T9	78	TW7	85
T9040	76	TW7L	85
T9040B	76	TW8	85
T90-RK	326	TW8L	85
TB108	312	TX627	110
TB110	312	TX630	110
TB112	312	TX640	110
TB116	312	TX645	110
TB120	312	TX650	110
TH10	82	TX655	110
TH12	82	TX660	110
TH14	82	TX660-BIT	216
TH16	82	TX6608A	206
TH18	82	TXS610A	206
TH20	82	TXS615A	206
TH22	82	TXS620A	206
TH24	82	TXS625A	206

TXS627A	206	VS150	329	X94	141
TXS630A	206	VS150-HDL	329	X96	141
TXS7A	210	VS150-KNOB	329	XH16	144
TXS800	213	VS150-NUT	329	XH25	144
TXS805	206	VS150-SB	270	XO10	318
TXS806	206	VS150-SB	329	XP19H	143
TXS807	206	VS150-SCR	329	XP22H	143
TXS808	206	VS200	270	XP24H	143
TXS809	206	VS200	329	XP26H	143
TXS810	206	VS200-HDL	329	XP27H	143
TXS815	206	VS200-KNOB	329	XP28H	143
TXS820	206	VS200-NUT	329	XP29H	143
V10	68	VS200-SB	270	XP30H	143
V106	68	VS200-SB	329	XP32H	143
V107	68	VS200-SCR	329	XP33H	143
V108	68	VS3A	269	XP35H	143
V109	68	VS3-FGJAW	269	XP36H	143
V11	68	VS4A	269	XP38H	143
V110	68	VS4-FGJAW	269	XP41H	143
V111	68	VS5A	269	XP46H	143
V112	68	VSS-FGJAW	269	XP50H	143
V114	68	VS6A	269	XP54H	143
V116	68	VS6-FGJAW	269	XP55H	143
V118	68	VS8A	269	XP58H	143
V12	68	VS8-FGJAW	269	XP60H	143
V14	68	VU10	69	XP65H	143
V16	68	VU11	69	XP70H	143
V17	65	VU12	69	XP75H	143
V18	68	VU14	69	XP80H	143
V2536	64	VU16	69		
V2536B	64	VU18	69		
V2536-RK	326	VU6	69		
V25-RK	326	VU7	69		
V26	65	VU8	69		
V5	68	VU9	69		
V6	68	WB12	260		
V602	66	WB18	260		
V602W	66	WB24	260		
V603	66	WB30	260		
V604W	66	WB36	260		
V606	66	WB42	260		
V606W	66	WK-SET5-89	244		
V610	66	WSB60	259		
V614	66	X100	141		
V7	68	X101	139		
V760	67	X101-RK	327		
V780	65	X106	139		
V8	68	X112	141		
V9	68	X31-32	139		
VL10	68	X46	141		
VL106	68	X48	141		
VL107	68	X52	141		
VL108	68	X54	141		
VL109	68	X56	141		
VL11	68	X58	141		
VL110	68	X60	141		
VL111	68	X64	141		
VL112	68				

G2012

Specification numbers in this catalogue are intended as a guide to classify tools. This does not mean that the specific tool is in full conformity to a particular specification. For specific information, contact our Sales/Engineering Department at our Brampton, Canada location.

Products and dimensions are subject to change without notice.

Warranty Policy

Limited Lifetime Warranty:

We stand behind the quality of the products we manufacture & redistribute. In the unlikely event a product fails, warranty will be granted quickly and unconditionally, providing the products were used for the application intended. Products used inappropriately or not maintained properly will not be considered for warranty.

No warranty consideration can be made if the initial inspection shows that the product has been:

- Hammered.
- Heated.
- Used with any device to create additional leverage.
- Machined or modified in any way.
- Used for purposes other than those, which it was designed for.
- Overstressed or over torqued.

Products such as ratchets, flex handles, pullers, universal joints, and adjustable wrenches require periodic maintenance and repair. When a product needs repair due to normal wear and tear, the repair will be at the customer's expense.

Products that carry a limited warranty:

Torque Wrenches & Multipliers
Toolboxes

Precision Measuring Tools (1 Year limited)
Hoists (2 Year limited)

Non-Warranty Items:

Due to the nature of the product, the following items are not warranted:

- Reducing Adaptors: 4216, 4206, 4299, 4213, PA2-4A, PA4-2A, PA5-4A, PA6-4, PA7-6, & PA8-7.
- Impact Universal Joints: P2-140A, P4-140A, P6-140A, and P7-140A.
- Thread restorers, extractors, drill bits, deburring tool blades & screwdriver bits

The Ingersoll-Rand® and Test Products International® products sold by Gray Tools Canada are warranted by the manufacturer. Please refer to the warranty documents, which were supplied with the product.

Please keep your proof of purchase records, which will be required for warranty.

Gray Tools Canada will be the sole authority in evaluating the products and determining warranty claims and will be glad to replace products qualifying for warranty received prepaid. Gray Tools Canada shall not be liable for any damage or injury due to product failure.

If your product qualifies for warranty, please return it to your local distributor, or call our Customer Service department for a warranty inspection number and ship the tool prepaid to one of the following address:

Gray Tools Canada Inc.
299 Orenda Road
Brampton, Ontario, L6T 1E8